



**TOWN HALL MEETINGS:**

MARCH 4 @ 6:30 P.M.

APRIL 1 @ 6:30 P.M.

Meeting Location:  
High School Library

**REGISTER TO VOTE BY:**

APRIL 3, 2025

**EARLY VOTING:**

APRIL 22 - APRIL 29

**ELECTION DAY:**

MAY 3, 2025

**PROPOSED PROJECTS: \$7.35M**

**KEY AREAS OF FOCUS**





**District-wide Replacements**

- Replace the Roofs
- New HVAC's




**Renovate Ag Building**



**Renovate Band Hall**



**Renovate Campus Restrooms**




Visit our bond website to learn more about the bond, access a tax calculator, and find answers to frequently asked questions:

[www.AntonISDBond.com](http://www.AntonISDBond.com)



## PROPOSED TAX IMPACT

Current Tax Rate: \$0.7118 Tax Impact: \$0.50 Total Tax Rate: \$1.2118			
Market Value	Residential Homestead Exemption	Taxable Value after Homestead Exemption	Monthly Tax Impact
\$100,000	-\$100,000	\$0	\$0
\$119,324*	-\$100,000	\$19,324	\$8.05
\$150,000	-\$100,000	\$50,000	\$20.83
\$200,000	-\$100,000	\$100,000	\$41.67

**DID YOU KNOW?** 

*The average homeowner in Anton ISD would have a proposed monthly tax impact of **\$8.05**.*

\*Average market value of homestead in the District.



## ARE YOU 65 OR OLDER?

Anton ISD residents 65 and older with an applicable over-65 exemption have their AISD tax bill frozen at their freeze ceiling. Your tax bill can go down but it can never go above your ceiling. Future property appraisal increases or tax rate increases will NOT increase your bill above your ceiling. However, significant improvements to your existing homestead can affect your bill. For application inquiries, please visit the appropriate CAD website based on your county: [www.hockleycad.org](http://www.hockleycad.org) or [www.lambcad.org](http://www.lambcad.org)

## PROPOSED AG LAND ANNUAL TAX IMPACT

HOCKLEY COUNTY ANNUAL AGRICULTURE TAX IMPACT			
Number of Acres	Irrigated Crop	Dry Crop	Native Pasture
<i>Avg. Value per Acre</i>	<b>\$374.82</b>	<b>\$152.77</b>	<b>\$25.40</b>
<b>10</b>	\$18.74	\$7.64	\$1.27
<b>50</b>	\$93.71	\$38.19	\$6.35
<b>100</b>	\$187.41	\$76.39	\$12.70
<b>250</b>	\$468.53	\$190.96	\$31.75
<b>640</b>	\$1,199.42	\$488.86	\$81.28

LAMB COUNTY ANNUAL AGRICULTURE TAX IMPACT			
Number of Acres	Irrigated Crop	Dry Crop	Native Pasture
<i>Avg. Value per Acre</i>	<b>\$102.58</b>	<b>\$237.08</b>	<b>\$41.07</b>
<b>10</b>	\$5.13	\$11.85	\$2.05
<b>50</b>	\$25.65	\$59.27	\$10.27
<b>100</b>	\$51.29	\$118.54	\$20.54
<b>250</b>	\$128.23	\$296.35	\$51.34
<b>640</b>	\$328.26	\$758.66	\$131.42

## BALLOT LANGUAGE

THE ISSUANCE OF \$7,350,000 SCHOOL BUILDING BONDS FOR THE CONSTRUCTION, RENOVATION, AND EQUIPMENT OF SCHOOL BUILDINGS AND ATHLETIC FACILITIES IN THE DISTRICT INCLUDING THE PURCHASE OF HVAC UNITS FOR THE MAIN SCHOOL BUILDING AND GYMNASIUM, THE PURCHASE OF VEHICLES, AND ROOF AND PLUMBING REPAIRS, AND LEVYING AND IMPOSITION OF TAXES SUFFICIENT TO PAY THE PRINCIPAL OF AND INTEREST ON THE BONDS AND THE COSTS OF ANY CREDIT AGREEMENTS. THIS IS A PROPERTY TAX INCREASE.

FOR

AGAINST