

Data-Driven Scene Understanding with Adaptively Retrieved Exemplars

Xionghao Liu, Wei Yang, Liang Lin, Qing Wang, Zhaoquan Cai, and Jianhuang Lai, *Member, IEEE*

Abstract—This article investigates a data-driven approach for semantically scene understanding, without pixelwise annotation and classifier training. Our framework parses a target image with two steps: (i) retrieving its exemplars (i.e. references) from an image database, where all images are unsegmented but annotated with tags; (ii) recovering its pixel labels by propagating semantics from the references. We present a novel framework making the two steps mutually conditional and bootstrapped under the probabilistic Expectation-Maximization (EM) formulation. In the first step, the references are selected by jointly matching their appearances with the target as well as the semantics (i.e. the assigned labels of the target and the references). We process the second step via a combinatorial graphical representation, in which the vertices are superpixels extracted from the target and its selected references. Then we derive the potentials of assigning labels to one vertex of the target, which depend upon the graph edges that connect the vertex to its spatial neighbors of the target and to its similar vertices of the references. Besides, the proposed framework can be naturally applied to perform image annotation on new test images. In the experiments, we validate our approach on two public databases, and demonstrate superior performances over the state-of-the-art methods in both semantic segmentation and image annotation tasks.

Index Terms—scene understanding, semantic segmentation, image retrieval, graphical model, image annotation

I. INTRODUCTION

Significant progresses have been identified in solving the task of semantic image understanding [14], [5]. However, these methods usually build upon supervised learning with fully annotated data that are expensive and sometimes limited in large-scale scenarios [9], [7]. Several weakly supervised methods were proposed [17] to reduce the overload of data annotating, which can be trained with only image-level labels indicating the classes presented in the images. Recently, data-driven approaches [10], [11] receive increasing attentions, which tend to leverage knowledges from auxiliary data in weakly supervised fashions, and demonstrate very promising applications. Following this trend, one interesting but challenging problem arises for the scene understanding: How to parse the raw images in virtue of the strength of numerous

This work was supported by the National Natural Science Foundation of China (no. 61170193, no. 61370185), Guangdong Science and Technology Program (no. 2012B031500006), Guangdong Natural Science Foundation (no. S2012020011081), Special Project on Integration of Industry, Education and Research of Guangdong Province (no. 2012B091100148, no. 2012B091000101). This work is partially supported by the Hong Kong Scholar program.

X. Liu, W. Yang, Q. Wang, L. Lin, J. Lai are with Sun Yat-sen University, Guangzhou 510006, China. Z. Cai is with Huizhou University, Huizhou, China. L. Lin is also with the Department of Computing, The Hong Kong Polytechnic University, Hong Kong, China. e-mail: (ericwangqing@gmail.com).

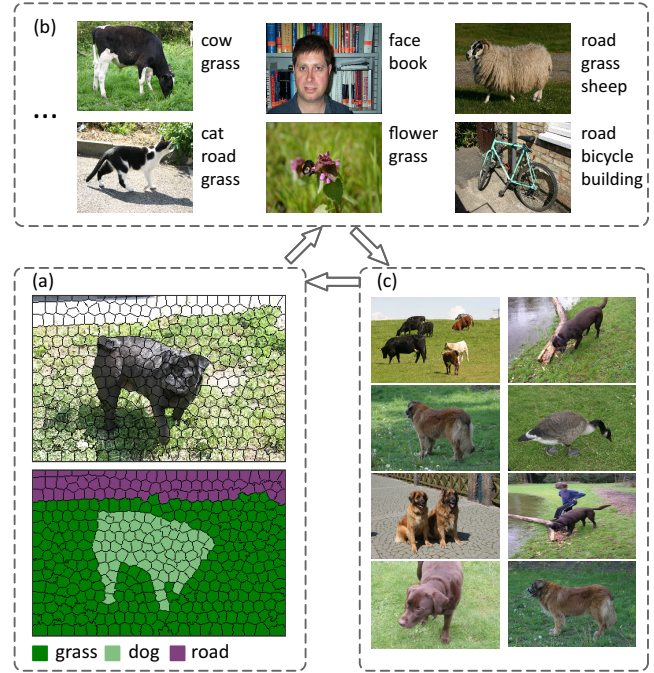


Fig. 1. A glance of our framework, where we semantically segment the target image in a self-driven fashion: The algorithm iterates to retrieve (c) the exemplars matching with the target from (b) the auxiliary data, and (a) parse the target image in the virtue of the strength of the selected exemplars.

unsegmented but tagged images, as the image-level tags can be achieved easier. In this work, we investigate this problem by developing a unified framework, in which the two following steps perform iteratively, as Fig. 1 illustrates.

In **Step. 1**, we search for similar images as the exemplars (i.e. references) matching to the target image from the auxiliary database (in Fig. 1 (b)), and these references are required to share similar semantic concepts with the target. Moreover, we enforce the representation to be semantically meaningful: The references that are selected should contain consistent tags. The tags of the target image can be also taken into account during the iteration, as they can be determined by the last label assignment step (in Step. 2). We solve this step using the proximal gradient method.

In **Step. 2**, we assign labels to the pixels of the target by propagating semantics from the selected references. We create a graphical model, in which the vertices are the superpixels from the target image and its references. There are two types of edges defined over the graph, which is inspired by [6]: (i) the inner-edges connecting the spatial adjacent vertices

within the target; (ii) the outer-edges connecting the vertices of the target to those of its references. The potentials are then derived into an MRF form by aggregating the two types of edge connections, which can be fast solved by the Graph Cuts algorithm [5].

The two above steps are mutually conditional, providing complementary information to each other. We present a novel probabilistic Expectation-Maxima (EM) formulation making the two steps bootstrapped by each other to conduct results in a self-driven manner. In addition, the proposed framework can also be directly applied on new test image to perform multi-label image annotation. Our approach is evaluated on several benchmarks, and outperforms other state-of-the-art methods.

II. RELATED WORK

Traditional efforts for scene understanding mainly focused on capturing scene appearances, structures and spatial contexts by developing combinatorial models, e.g., CRF [14], [5], Texton-Forest [13], Graph Grammar [8]. These models were generally founded on supervised learning techniques, and required manually prepared training data containing labels at pixel level.

Several weakly supervised methods are proposed to indicate the classes presented in the images with only image-level labels. For example, Winn et al. [16] proposed to learn object classes based on unsupervised image segmentation. Zhang et al. [17] learned classification models for all scene labels by selecting representative training samples, and multiple instance learning was utilized in [15].

Some nonparametric approaches have been also studied that solve the problems by searching and matching with an auxiliary image database. For example, an efficient structure-aware matching algorithm was discussed in [10] to transfer labels from the database to the target image, but the pixelwise annotation was required for the auxiliary images.

III. PROBLEM FORMULATION

In this section, we phrase the problem in a probabilistic formulation, and then discuss the Expectation-Maximization (EM) inference framework for optimization.

A. Probability Model

Let $\Delta = \{I_k, L_k\}_{k=1}^N$ denote a set of images $\{I_k\}$ with image-level labels $\{L_k\}$. Each image I_k is represented as a set of superpixels $\{x_i^k\}_{i=1}^{n_k}$, where n_k is the number of superpixels in I_k .

Given the target image I_t , our task is to predict its image-level labels L_t , as well as to assign each superpixel x_i^t a label $y_i^t \in L_t$. Let Y_t denote the whole label assignment, i.e., $Y_t = \{y_i^t\}_{i=1}^{n_t}$, we can define the joint probability distribution of target image I_t and the label assignment Y_t .

We also define a binary-valued correspondence variable $\alpha = \{\alpha_k\}_{k=1}^N$ such that $\alpha_k = 1$ if image I_k is selected as a reference for the target image. α is treated as a hidden variable.

The complete probability model is defined as follow,

$$P(I_t, Y_t, \alpha | \Delta) = P(I_t, Y_t | \alpha, \Delta) P(\alpha), \quad (1)$$

and we further derive it by summing out α as,

$$P(I_t, Y_t | \Delta) = \sum_{\alpha} P(I_t, Y_t | \alpha, \Delta) P(\alpha). \quad (2)$$

Then the optimal label assignment Y_t by maximizing the probability,

$$Y_t^* = \arg \max_{Y_t} P(I_t, Y_t | \Delta), \quad (3)$$

and we propose to solve it iteratively under an Expectation-Maximization (EM) framework.

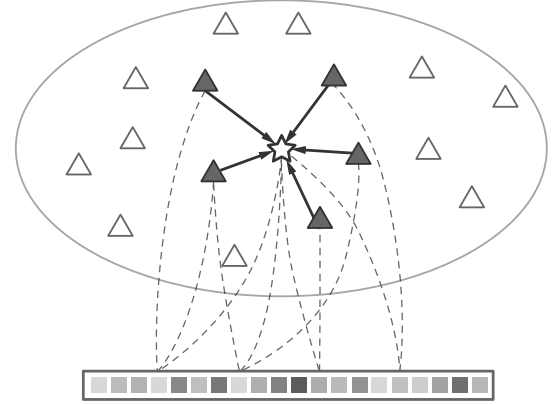


Fig. 2. Illustration of the semantic-aware sparse coding. **Top:** The target image is denoted by the pentagon and each auxiliary image denoted by an triangle. The dark triangles represent the images selected as the references. **bottom:** The grey squares represent semantic labels that are introduced as constraints during the optimization. And we select a subset of auxiliary images as references for the target image.

B. The EM Iterations

It has been shown that estimating Y_t^* from $P(I_t, Y_t | \Delta)$ is equivalent to minimize the following energy function [12]:

$$\mathcal{L}(Q, Y_t) = - \sum_{\alpha} Q(\alpha) \ln P(I_t, Y_t, \alpha | \Delta) + \sum_{\alpha} Q(\alpha) \ln Q(\alpha), \quad (4)$$

where $Q(\alpha)$ is the posterior of the latent variable α .

Since the second term in Eq. (4) is a constant, the optimization iterates with two steps: (i) The *E-step* minimizes the energy $\mathcal{L}(Q, Y_t)$ with respect to $Q(\alpha)$ with Y_t fixed. (ii) The *M-step* minimizes the energy $\mathcal{L}(Q, Y_t)$ with respect to Y_t with $Q(\alpha)$ fixed.

(i) The E-step: Approximating $Q(\alpha)$:

The posterior of the latent variable $Q(\alpha)$ is defined as,

$$Q(\alpha) = P(\alpha | I_t, Y_t, \Delta) = \frac{1}{Z} \exp\{-E_{\alpha}(\alpha, I_t, Y_t, \Delta)\}, \quad (5)$$

where Z is the normalization constant of the probability. The energy E_{α} evaluates the appearance and semantics consistency, which is specified as,

$$E_{\alpha}(\alpha, I_t, Y_t, \Delta) = E_{Sc}(\alpha, I_t, \Delta) + \gamma E_{Sa}(\alpha, Y_t, \Delta), \quad (6)$$

The first term E_{Sc} measures the appearance similarity between I_t and images in Δ , defined as,

$$E_{Sc} = \frac{1}{2} \|F(I_t) - B\alpha\|_2^2 + \beta \|\alpha\|_1, \quad (7)$$

where β is the tradeoff parameter used to balance the sparsity and the reconstruction error. $F(\cdot)$ is an m -dimensional global feature of an image, and $B \in \mathbb{R}^{m \times N}$ is a matrix consisting of all the features of images in Δ .

The second term E_{Sa} in Eq. (6) measures semantic consistency, defined as,

$$\begin{aligned} E_{Sa} &= \frac{1}{2} \sum_{i,j \in N} \mathcal{S}_{ij} \left\| \frac{\alpha_i}{\sqrt{A_{ii}}} - \frac{\alpha_j}{\sqrt{A_{jj}}} \right\|_2^2 + \lambda \alpha^T \mathcal{D} \alpha \\ &= \alpha^T \mathcal{L} \alpha + \lambda \alpha^T \mathcal{D} \alpha, \end{aligned} \quad (8)$$

where \mathcal{S}_{ij} measures the semantic similarity between $(I_i, I_j) \in \Delta$, as,

$$\mathcal{S}_{ij} = \frac{|L_i \cap L_j|}{|L_i \cup L_j|}. \quad (9)$$

and A in Eq. (8) is a diagonal matrix where $A_{ii} = \sum_{j=1}^N \mathcal{S}_{ij}$ and $\mathcal{L} = A^{-1/2}(A - \mathcal{S})A^{-1/2}$, in which L is the normalized Laplacian matrix.

Images with similar semantics should be encoded with similar activations. In other words, if two images have common labels, then the activations corresponding to this image pair should also be close to each other. The distance between their activation codes should be small.

\mathcal{D} is a diagonal matrix where \mathcal{D}_{kk} measures the semantic dissimilarity between $I_k \in \Delta$ and the target image I_t . Thus the second term¹ $\alpha^T \mathcal{D} \alpha$ penalizing the target I_t is reconstructed by images that are semantically dissimilar with I_t . We define the diagonal matrix \mathcal{D} by

$$\mathcal{D}_{kk} = 1 - \frac{|L_t \cap L_k|}{|L_t \cup L_k|}, \quad (10)$$

where L_t are the latent labels of the target image, which are unknown at the beginning², and can be determined from Y_t during the later iterations.

(ii) The M-step: estimating Y_t :

The M-step performs to minimize the following energy function with respect to Y_t :

$$E_M(Y_t) = - \sum_{\alpha} Q(\alpha) \ln P(I_t, Y_t, \alpha | \Delta). \quad (11)$$

However, summing out α for all possibilities demands very expensive computational cost, particularly to process a large number N of data. Instead, we seek a lower-bound of $E_M(Y_t)$. Assume that we can infer α^* with the maximized probability $Q(\alpha^*)$ by the E-step. Then we can define the joint distribution of (I_t, Y_t) conditioned on $Q(\alpha^*)$, and we have

$$\sum_{\alpha} P(I_t, Y_t | \Delta; \alpha^*) > \sum_{\alpha} P(I_t, Y_t, \alpha | \Delta). \quad (12)$$

It is straightforward in the context of our task, as the cumulative density of assigning labels from good references (*i.e.* given α^*) is higher than that with general cases. Thus, we set the lower-bound as,

$$E_M(Y_t) > - \sum_{\alpha} Q(\alpha) \ln P(I_t, Y_t, \alpha | \Delta; \alpha^*), \quad (13)$$

¹ $\alpha^T \mathcal{D} \alpha$ is convex, and it is convenience for optimization.

² We initialize L_t as the whole label set of the database.

where $Q(\alpha)$ is fixed by the last E-step. The energy to be minimized can be further simplified as,

$$\hat{E}_M(Y_t) = - \ln P(I_t, Y_t | \Delta, \alpha^*), \quad (14)$$

where we will specify $-\ln P(I_t, Y_t | \Delta, \alpha^*)$ with a combinatorial graph model in Sec. IV-B.

IV. INFERENCE AND IMPLEMENTATION

Within the EM formulation, the inference algorithm iterates with two steps: (i) computing α^* in the E-step for reference retrieval and (ii) solving the optimal labeling Y_t^* with the selected references in the M-step.

Algorithm 1 Adaptive Reference Retrieval

Input: Target image feature $F(I_t)$, codebook B , semantic constrains Λ , and the threshold σ for stop.

Output: Semantical sparse coding coefficient α^* .

Initial: Initial α^* in randomly, and $k = 1$. Denote $g(\alpha) = \frac{1}{2} \|F(I_t) - B\alpha\|_2^2 + \frac{1}{2} \gamma \alpha^T \Lambda \alpha$, so Eq. (15) can be reformulated as $E_{\alpha} = g(\alpha) + \beta \|\alpha\|_1$.

- 1: **while** $\|\alpha^{k+1} - \alpha^k\|_2 > \sigma$ **do**
- 2: Compute the gradient of $g(\alpha)$ at α^k , $\nabla g(\alpha^k) = B^T(B\alpha^k - F(I_t)) + \gamma \Lambda \alpha^k$.
- 3: $z_L^* = \arg \min_z (z - \alpha^k)^T \nabla g(\alpha^k) + \beta \|z\|_1 + \frac{L}{2} \|z - \alpha^k\|_2^2$, where $L > 0$ is a papameter.
- 4: Iteratively increasing L by a constant factor until the condition $g(z_L^*) \leq M_g^L(\alpha^k, z_L^*) := g(\alpha^k) + \nabla g(\alpha^k)^T (z_L^* - \alpha^k) + \frac{L}{2} \|z_L^* - \alpha^k\|_2^2$ is met, else return to step 3.
- 5: Update $\alpha^{k+1} := \alpha^k + \nu_k(z_L^* - \alpha^k)$, where $\nu_k \in (0, 1]$
- 6: $k := k + 1$
- 7: **end while**
- 8: $\alpha^* = \alpha^k$

A. Adaptive Reference Retrieval

Maximizing $Q(\alpha)$ is equivalent to minimizing the energy defined in Eq. (6) *w.r.t.* $\alpha^* = \arg \min_{\alpha} E_{\alpha}(\alpha, I_t, Y_t, \Delta)$. Notice that $E_{\alpha}(\alpha, I_t, Y_t, \Delta)$ can be regarded as a semantic-aware sparse representation, where we jointly model the appearance reconstruction with semantic consistency. Fig. 2 intuitively illustrates this model, and it can be rewritten as,

$$E_{\alpha} = \frac{1}{2} \|F(I_t) - B\alpha\|_2^2 + \beta \|\alpha\|_1 + \frac{1}{2} \gamma \alpha^T \Lambda \alpha, \quad (15)$$

where $\Lambda = 2(\mathcal{L} + \lambda \mathcal{D})$. The semantic associated terms in Eq. (15) can be phrased in convex forms, thus we can use the proximal gradient method to solve this problem efficiently. The optimization process is shown in Algorithm 1.

Given the optimized α^* , we can simply select the references according to coding co-efficiencies, *e.g.*, select by thresholding. And we set $\alpha_k = 0$ if image I_k is not selected.

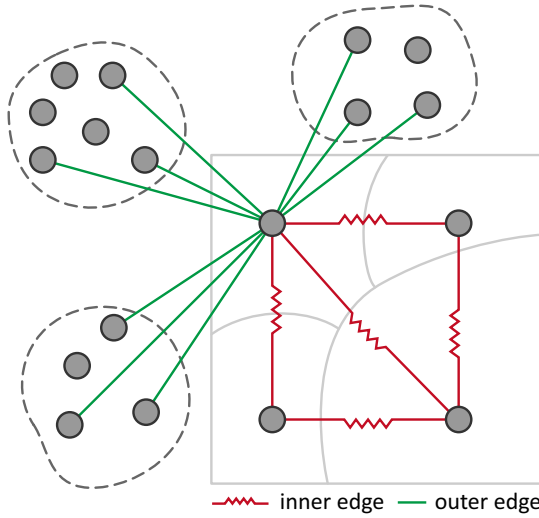


Fig. 3. Illustration of the combinatorial graphical model. The dark circles represent the superpixels; the four over the square region are extracted from the target image while the others from references that are denoted by dashed regions.

B. Aggregated Label Assignment

Given the references determined by α^* , we propagate their semantic labels to I_t by constructing a combinatorial graph. We extract superpixels from both I_t and the references as graph vertices, and connect them with probabilistic edges incorporating their affinities, as Fig. 3 illustrates.

Two types of edges are considered over the graph: (i) the inner-edges ω connecting the spatial neighboring superpixels within the target (red wavy line in Fig. 3), and (ii) the outer-edges ξ connecting the superpixels of the target to those of its references (straight green line in Fig. 3). And each superpixel of the target connects with the q most similar superpixels of each reference.

We define $-\ln P(I_t, Y_t | \Delta, \alpha^*)$ in Eq. (14) on the graphical model as follows,

$$-\ln P(I_t, Y_t | \Delta, \alpha^*) = \sum_{i=1}^{n_t} \psi(y_i^t | \alpha^*, \Delta) + \sum_{(x_i^t, x_j^t) \in \omega} \phi(y_i^t, y_j^t, x_i^t, x_j^t) \quad (16)$$

where ω is the inner edges. The optimization of Eq. (14) becomes a tractable graphical model optimization problem.

To derive the potentials of assigning labels to one vertex of the target $\psi(y_i^t | \alpha^*, \Delta)$ in Eq. (16), we propose the *semantic-based superpixel density prior*, which is defined as,

$$\psi(y_i^t | \alpha^*, \Delta) = \sum_{k=1}^N \alpha_k^* \rho(x_i^t, I_k) \delta(y_i^t \in L^k), \quad (17)$$

where $\rho(x_i^t, I_k)$ denotes the density of superpixel x_i^t in image I_k , which is defined as,

$$\rho(x_i^t, I_k) = \frac{1}{N_\xi} \sum_{(x_i^t, x_j^k) \in \xi} \|f(x_i^t) - f(x_j^k)\|_2, \quad (18)$$

where ξ denotes outer-edges, N_ξ is the number of outer-edges, and $f(\cdot)$ is the feature vector of a superpixel. This density measures the similarity between the superpixel x_i^t in

the target and its neighboring superpixels connected by outer-edges in the reference image I_k , thus it implicitly exhibits the probability that x_i^t sharing the same labels with its reference I_k .

Algorithm 2 Overall procedure of our framework

Input: Target $I_t = \{x_i^t\}_{i=1}^{n_t}$, and auxiliary $\Delta = \{I_k, L_k\}_{k=1}^N$.

Output: Label of each superpixel $Y_t = \{y_i^t\}_{i=1}^{n_t}$

Initial: L_t^1 contains all labels, and $n = 1$.

```

1: while  $L_t^{n+1} \neq L_t^n$  do
2:   Minimize  $E_\alpha$  defined in Eq. (15) using Alg. 1.
3:   Sort  $\alpha^*$  in descend order, select the images corresponding to the  $p$ -first nonzero coefficients, as a set  $B$ .
4:   for all  $x_i^t$  in  $I_t$  do
5:     for all image  $I_k$  in  $B$  do
6:       Select the  $q$ -most similar superpixels  $O_{x_i^t}^k = \{x_j^k\}_{j=1}^q$ .
7:       Construct  $O_{x_i^t} = \cup_k O_{x_i^t}^k$ 
8:     end for
9:     Add  $(x_i^t, x_j^k)$  to  $\omega$  for all  $x_j^k \in O_{x_i^t}$ .
10:    Add  $(x_i^t, x_j^t)$  to  $\xi$  for all neighbors  $\{x_j^t\}$  of  $x_i^t$ ,  $i \neq j$ .
11:   end for
12:   Minimize Eq. (16). Optimize the latent label  $Y_t^*$  using alpha-beta swap algorithms of graph cuts.
13:   Update  $L_t^{n+1}$  as the unique set of  $Y_t^*$ .
14:    $n := n + 1$ 
15: end while

```

The pairwise potentials, *i.e.* $\phi(y_i^t, y_j^t, x_i^t, x_j^t)$ in Eq. (16), encourages the smoothness between neighboring superpixels within the target, as,

$$\phi(y_i^t, y_j^t, x_i^t, x_j^t) = \|f(x_i^t) - f(x_j^t)\|_2 \delta(y_i^t \neq y_j^t), \quad (19)$$

where $\delta(\cdot)$ is the indicator function.

Thus the approximate solutions Eq. (16) can be found using alpha-beta swap algorithms of graph cuts. The sketch of our framework is shown in Algorithm 2.

C. Image Annotation

We propose a simple method to transfer n labels to a test image I_t from the query's K nearest neighbors in the training set. For a given test image I_t , the sparse reconstruction coefficient vector α is determined by solving the problem in Eq. (15), where we set $\lambda = 0$, and set other parameters as the same as described in section V-B1. The optimal sparse coefficient solution denote as $\hat{\alpha}$, then let its top K largest value denote as $\hat{\pi} \in \mathbb{R}^{K \times 1}$ corresponding with image label indicator $l_i \in \mathbb{R}^C$, $i = 1, 2, \dots, K$. The label vector probability of test image can then be obtained as:

$$z_t = \sum_{i=1}^K \hat{\pi}_i l_i \quad (20)$$

where $\hat{\pi}_i$ is the i -th component of vector $\hat{\pi}$. The labels corresponding to the top few largest values in z_t are considered as the final annotations of the test image.

We compare the following two annotation methods, and find out that the sparse coefficient α is extremely useful for image

annotation. (i) **weighed**: That is the annotation weighed by sparse reconstruction coefficient $\hat{\pi}_i$. (ii) **unweighed**: We set $\hat{\pi}_i = 1, i = 1, \dots, K$ in manual.

Besides, we also compared with classical works for image annotation, the proposed method here have the following characteristics: (i) the propagation process is robust and less sensitive to the image noises owing to the semantic constraints in image retrieval step. (ii) the proposed algorithm is scalable to large-scale, and retrieval images by jointly matching their appearances as well as the semantics.

V. EXPERIMENT

In this section, we conduct extensive experiments to validate the performance of our method and discuss the experimental analysis. We also conduct an empirical study on the effectiveness of the proposed EM iterations.

Implementation details: Five parameters are required to be set in our framework. We set $q = 20$ to construct the q -nearest graph, and set $p = 10$ to retrieval 10 images as reference for each test image. In the experiment we also set $\lambda = 1$ empirically. The other parameters β and γ are introduced in Sec. (V-B1).

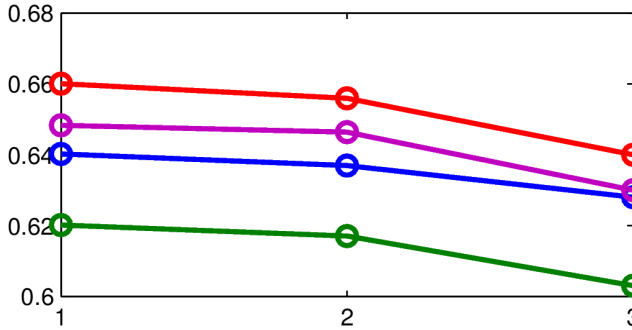


Fig. 6. Illustration of the decrease energy E_α decrease w.r.t. time. x -axis indicates the number of iteration, and the y -axis shows the energy E_α of Eq. (15). The results randomly selected from test set.

A. Datasets

To verify the effectiveness of our method, we conduct experiments on two challenging datasets, i.e. **MSRC** [14] and **VOC 2007** [2], by comparing with state-of-the-art. We use the standard average per-class measure (*average accuracy*) to evaluate the performance. For each test image, we use the training set as the auxiliary data for our framework.

B. Exp-I: Image Semantic Segmentation

1) *Parameter Analysis*: Specifically, we focus on the effects of β and γ which control the influence of appearance term and semantic term in Eq. (15), and these two parameters are crucial to our results. The range of β and γ are both set to $\{0, 0.05, 0.10, 0.15, 0.20, 0.25, 0.30\}$. The semantic segmentation performance is used to tune parameters.

We used **MSRC** dataset to finetune the parameters. The results of changing the parameter values are presented in Fig. 7, from which we can observe the following conclusions:

- When β and γ increase from small values to large values, the performance varies apparently, which shows that the sparse term and semantic constraint term have great impacts on the performance.
- Mean average precision (MAP) reach the peak points (0.71) when $\beta = 0.1$ and $\gamma = 0.2$ on **MSRC** which lie in the middle range and the precision do not increase monotonically when β and γ increase. In the following experiments, we adopt the best parameter settings on all datasets.

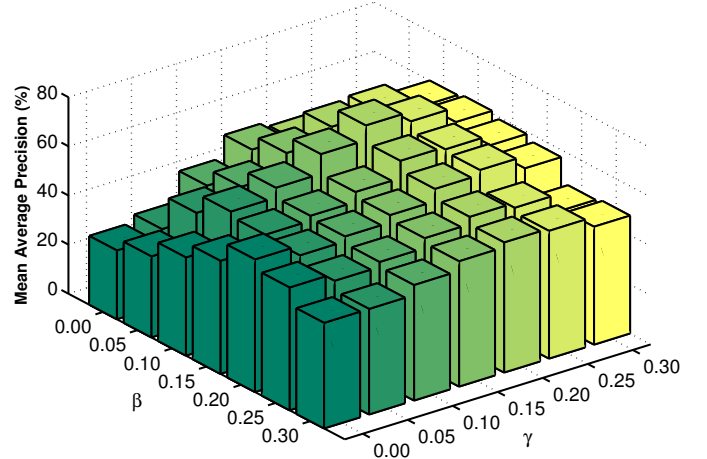


Fig. 7. Parameter tuning results of parameters β and γ for **MSRC** dataset.

2) *Experiments on MSRC dataset*: Given this insight, we compare the proposed method with the following state-of-the-art algorithms: *MIM*[15], and *K. Zh*[17].


Table I shows that our algorithm outperforms the others. Benefit from the semantic constraints incorporated in our approach, we achieve a significant improvements for certain difficult classes, e.g., *chair* and *cat*. Several visualized results with the corresponding ground-truths are presented in Fig. 4(a), and more semantic segmentation results are in supplementary material as to the limited space of article.

3) *Experiments on VOC 2007 dataset*: Few performance on VOC 2007 dataset is reported, due to the 20 extremely challenging categories it contains. Here we compare with the weakly supervised STF[13] by running the code provide by the author. We also compare our method with [17]. Results are reported in Table I, and our methods outperforms [17] by 3%.


It takes about 8 seconds per image with an un-optimized matlab implementation for semantic segmentation, on a 64-bit system with Core-4 3.6 GHz CPU, 4GB memory (extracting features: 1s; sparse coding with semantic constraints: 5s; optimization by GraphCuts: 2s).

Moreover, we validate the effectiveness of the proposed EM iterations from two aspects. First, we plot the energy E_α in each iteration, which is the energy of semantic-aware sparse coding defined in Eq. (15), as shown in Fig. 6. We also present some intermediate results during the EM iterations³, as Fig.

³Generally, the iteration is complete after two or three steps since the average number of labels for each image is 3 in MSRC or VOC2007 dataset.



(a)



(b)

Fig. 4. Some final results (a) and some intermediate results of semantic segmentation (b) on the MSRC dataset. The original image and its ground truth are shown on the left, and the semantic segmentation result by our method is on the right. It's encouraged to be view in color.

MSRC																						
Method	building	grass	tree	cow	sheep	sky	airplane	water	face	car	bicycle	flower	sign	bird	book	chair	road	cat	dog	body	boat	average
MIM[15]	12	83	70	81	93	84	91	55	97	87	92	82	69	51	61	59	66	53	44	9	58	67
K. Zh[17]	63	93	92	62	75	78	79	64	95	79	93	62	76	32	95	48	83	63	38	68	15	69
Ours	45	73	65	79	81	66	71	87	75	84	73	73	94	51	89	85	42	83	81	66	32	71
VOC 2007																						
Method	aeroplane	bicycle	bird	boat	bottle	bus	car	cat	chair	cow	diningtable	dog	horse	motorbike	person	pottedplant	sheep	sofa	train	tvmonitor	average	
Shotton,weakly[13]	14	8	11	0	17	46	5	13	4	0	30	29	12	18	40	6	17	17	14	9	16	
K. Zh[17]	48	20	26	25	3	7	23	13	38	19	15	39	17	18	25	47	9	41	17	33	24	
Ours	68	14	12	16	4	27	18	12	28	16	7	46	36	11	78	18	29	11	47	41	27	

TABLE I

ACCURACIES (%) OF OUR METHOD FOR EACH CATEGORY ON MSRC AND VOC 2007 DATASET, IN COMPARISON WITH OTHER ALGORITHMS. THE LAST COLUMN IS THE AVERAGE ACCURACY OVER ALL CATEGORIES.



Fig. 5. Some example results on image annotation from the MSRC (left) and VOC 2007 dataset (right).

4(b) shown, which empirically supports the effectiveness of the iterations.

C. Exp-II: Image Annotation on Test Image

1) *Benchmarks and Metrics*: Three popular algorithms are implemented as benchmark baselines for the image annotation task: **MAHR**[3], **MLkNN**[18], **ML-LOC**[4].

MLkNN and ML-LOC are the state-of-the-art multi-label annotation algorithms in literature. They have been reported to outperform most other multi-label annotating algorithms, such as RankSVM [1]. Thus, we do not plan to further implement the latter two in this work. We evaluate and compare among the three algorithms over two datasets, MSRC and VOC 2007, each of which is randomly and evenly split into training and testing subset. The image annotation performance is measured by mean average precision, which is widely used for evaluating the performances of ranking related tasks.

2) *Results and Analysis*: The **weighed** method is outperforms the unweighed one as Table II shown. It notices that the sparse coefficient α is useful to improve the image annotation performance, and useful for image semantic segmentation apparently, as we do the image retrieval by jointly matching their appearance as well as the semantics. The larger α_i means the more similar in semantics between the test image and image I_i (i.e. sharing the more common labels).

The **weighed** method proposed outperforms the three classical methods listed in Table II. Some example image annotation results from the MSRC and VOC 2007 dataset are shown in Fig. 5. Here we only display the top 3 or 2 labels for MSRC and VOC 2007, since the average number of labels for each images in MSRC and VOC 2007 is 3 and 2 respectively.

Dataset	MAHR	MLkNN	ML-LOC	unweighed	weighed
MSRC	49.5	70.8	77.3	76.1	84.7
VOC 2007	34.0	47.6	48.9	45.8	57.5

TABLE II
IMAGE LABEL ANNOTATION MAP (MEAN AVERAGE PRECISION)
COMPARISONS ON TWO DIFFERENT DATASETS.

VI. CONCLUSIONS

In this paper proposes a new framework for data-driven semantic image segmentation where only image-level labels are available, and it is also useful for image annotation. Compared with the traditional supervised learning methods,

our framework is more flexible for real applications such as online image retrieval. In the experiments, we demonstrate very promising results on the standard benchmarks of scene understanding. In future work, we can improve the algorithm efficiency by utilizing parallel implementation and validate our approach on larger scale datasets.

REFERENCES

- [1] A. Elisseeff and J. Weston. A kernel method for multi-labelled classification. In *NIPS*, volume 14, pages 681–687, 2001.
- [2] M. Everingham, L. Van Gool, C. K. I. Williams, J. Winn, and A. Zisserman. The PASCAL Visual Object Classes Challenge 2007 (VOC2007) Results. <http://www.pascal-network.org/challenges/VOC/voc2007/workshop/index.html>.
- [3] S.-J. Huang, Y. Yu, and Z.-H. Zhou. Multi-label hypothesis reuse. In *Proceedings of the 18th ACM SIGKDD international conference on Knowledge discovery and data mining*, pages 525–533. ACM, 2012.
- [4] S.-J. Huang, Z.-H. Zhou, and Z. Zhou. Multi-label learning by exploiting label correlations locally. In *AAAI*, 2012.
- [5] L. Ladicky, C. Russell, P. Kohli, and P. H. S. Torr. Graph cut based inference with co-occurrence statistics. In *ECCV*. Springer, 2010.
- [6] L. Lin, X. Liu, and S.-C. Zhu. Layered graph matching with composite cluster sampling. *Pattern Analysis and Machine Intelligence, IEEE Transactions on*, 32(8):1426–1442, 2010.
- [7] L. Lin, P. Luo, X. Chen, and K. Zeng. Representing and recognizing objects with massive local image patches. *Pattern Recognition*, 45(1):231–240, 2012.
- [8] L. Lin, X. Wang, W. Yang, and J.-H. Lai. Discriminatively trained and-or graph models for object shape detection. *IEEE Transactions on Pattern Analysis and Machine Intelligence*, 2014.
- [9] L. Lin, T. Wu, J. Porway, and Z. Xu. A stochastic graph grammar for compositional object representation and recognition. *Pattern Recognition*, 42(7):1297–1307, 2009.
- [10] C. Liu, J. Yuen, and A. Torralba. Nonparametric scene parsing: Label transfer via dense scene alignment. In *CVPR*. IEEE, 2009.
- [11] P. Luo, X. Wang, L. Lin, and X. Tang. Joint semantic segmentation by searching for compatible-competitive references. In *Proceedings of the 20th ACM international conference on Multimedia*, pages 777–780. ACM, 2012.
- [12] R. M. Neal and G. E. Hinton. A view of the em algorithm that justifies incremental, sparse, and other variants. In *Learning in graphical models*. Springer, 1998.
- [13] J. Shotton, M. Johnson, and R. Cipolla. Semantic texton forests for image categorization and segmentation. In *CVPR*. IEEE, 2008.
- [14] J. Shotton, J. Winn, C. Rother, and A. Criminisi. Textonboost: Joint appearance, shape and context modeling for multi-class object recognition and segmentation. In *ECCV*. Springer, 2006.
- [15] A. Vezhnevets, V. Ferrari, and J. M. Buhmann. Weakly supervised semantic segmentation with a multi-image model. In *ICCV*. IEEE, 2011.
- [16] J. Winn and N. Jojic. Locus: Learning object classes with unsupervised segmentation. In *ICCV*. IEEE, 2005.
- [17] K. Zhang, W. Zhang, Y. Zheng, and X. Xue. Sparse reconstruction for weakly supervised semantic segmentation. In *IJCAI*. AAAI Press, 2013.
- [18] M.-L. Zhang and Z.-H. Zhou. MI-knn: A lazy learning approach to multi-label learning. *Pattern recognition*, 40(7):2038–2048, 2007.



Xionghao Liu is currently a graduate student majored in Pattern Recognition and Computer Vision from Sun Yat-sen University, and has received his B.E. degrees in the School of Information Science and Technology, Sun Yat-sen University, Guangzhou, P. R. China, in 2012.



Qing Wang is an Associate Professor of Sun Yat-Sen University, China, Ph.D. in Computer Science and Member of SIGCHI, researcher on Human Computer Interaction, User Experience, Collaborative Software, and Web Usability, and especially interested in utilizing browser history on collaboration.



Wei Yang received his B.E. degree in Software Engineering, Sun Yat-sen University. He received his master degree in the Department of Computer Science, Sun Yat-sen University. He is currently a PhD student in the Department of Electronic Engineering, The Chinese University of Hong Kong. His research interests include computer vision and machine learning.



ZhaoQuan Cai was born in 1970, and is now a professor in Huizhou University, China. His research interest include computer networks, intelligent computing, and database systems.



Liang Lin is a Professor with the School of Advanced Computing, Sun Yat-Sen University, China. His research focuses on new models, algorithms and systems for intelligent processing and understanding of visual data. He has published more than 60 papers in top tier academic journals and conferences, and has served as an associate editor for journal Neurocomputing and The Visual Computer.



Jianhuang Lai is currently a Professor and the Dean of the School of Information Science and Technology. His research focuses on image processing, pattern recognition, multimedia communication, wavelet, and its applications. He serves as a Standing Member of the Image and Graphics Association of China and a Standing Director of the Image and Graphics Association of Guangdong.