

| NAM - SPRING 2026 |



Golf Catalog

Wilson



STAFF MODEL



FORGED



WOODS

DYNAPWR® LS Driver
DYNAPWR® Carbon Driver
DYNAPWR® Max Driver
NEW DYNAPWR® Max+ Driver
DYNAPWR® Carbon Fairway Wood
DYNAPWR® Max Fairway Wood
DYNAPWR® Hybrid

IRONS

NEW Staff Model® Blade
NEW Staff Model® CB
NEW Staff Model® XB
Staff Model® RB Utility
NEW DYNAPWR® Forged
DYNAPWR®
DYNAPWR® Max

WEDGES

Staff Model® ZM
Staff Model® ZM HT
Infinite™

PUTTERS

Staff Model®
Infinite™
Infinite™ Zero Torque

GOLF BALLS

PREMIUM BALLS

NEW Staff Model® X

NEW Staff Model®

Triad®

DUO Soft®

RECREATIONAL BALLS

50 Elite™

Ultra™

Tour Velocity™

Chaos™

Range™

GOLF BAGS

NEW 1914 Carry™

Staff Tour Bag™

Alpine Cart™

Talus 14 Stand™

NEW Talus 5 Stand™

COMPLETE SETS

NEW Aurora Women's
Player Fit Men's
Player Fit Women's
Profile Men's
Profile Women's
NEW Profile Junior

GOLF GLOVES

Staff Model®
Conform
Grip Plus
NEW Junior
Seasonal

HEADWEAR

Everyday
Seasonal

GEAR

Travel
Accessories

NFL® LICENSED

NFL Team DUO Soft® Golf Ball
NFL Team Cart Bags
NFL Team Stand Bags

CUSTOM PRODUCTS



Woods

DYNAPWR® Drivers

A Legacy Refined. Power Redefined. Reimagined for the modern player, DYNAPWR® drivers are the product of relentless innovation and engineering. Every detail is precisely crafted to deliver explosive ball speeds, optimized launch, unparalleled forgiveness, and a feel that speaks to every golfer.

PKR-360

AI-driven design, unique to each model, creates more ball speed across the entire face.

OPEN HOSEL CONSTRUCTION

Improved weight distribution allows for the removal of inefficient material and the creation of a stronger hosel infrastructure.

POWERFUL SOUND

Precision rib placement throughout the internal body for muted, powerful sound.



DYNAPWR® LS



DYNAPWR® CARBON



DYNAPWR® MAX



DYNAPWR® MAX+

**OPTIMIZED
AERODYNAMIC
SHAPING**

A faster, more streamlined raised skirt and curved crown is designed to reduce drag, allowing the head to cut through the air and increase clubhead speed.

TOUR INSPIRED

A deeper, more compact 445cc head provides the ultimate control for the world's best players.

MAXIMUM WORKABILITY

Swappable front (6g) and back (12g) weights allow for customizable launch and spin with added forgiveness. Our 6-way adjustable hosel increases adjustability to optimize face angle and shot-shaping ability.

DYNAPWR[®] LS Driver

DYNAPWR[®] LS is a tour-inspired design that offers lower spin rates while maintaining maximum ball speed and control.





TOUR INSPIRED

With input from our tour staff, the 460cc head provides players forgiveness while still maintaining a compact look at address.



MAXIMUM WORKABILITY

Swappable front (3g) and back (9g) weights allow for customizable launch and spin with added forgiveness. Our 6-way adjustable hosel increases adjustability to optimize face angle and shot shaping ability.

DYNAPWR® Carbon Driver

DYNAPWR® Carbon is crafted for players who demand both workability and forgiveness in a compact design.

STABILITY DRIVEN SHAPING

Increased front to back and heel to toe length provides for a higher than ever MOI for the straightest tee shots.



MAX FORGIVENESS + DRAW-BIASED CONTROL

The flippable (19g) rear weight allows golfers the ability to fine-tune their left to right shot shaping to deliver straighter tee shots.



DYNAPWR[®] Max Driver

DYNAPWR[®] Max delivers maximum forgiveness and stability, along with impressive distance, in a titanium design.

10K MOI

Engineered to be the straightest and most forgiving driver in Wilson history, designed just under the USGA limit for maximum MOI.

SPIN RETENTION

Optimized bulge and roll refinements result in improved spin consistency and tighter dispersion for off-center hits.

FLIPPABLE REAR WEIGHT

Flippable (26g) rear weight allows you to fine-tune shot shaping for more fairways.

New DYNAPWR[®] Max+ Driver

Surpassing the 10k MOI mark, DYNAPWR[®] Max+ is the straightest and most forgiving driver Wilson has ever made.





DYNAPWR® Drivers



	DYNAPWR® LS			DYNAPWR® CARBON				DYNAPWR® MAX				DYNAPWR® MAX+			
LOFT	8°	9°	10.5°	8°	9°	10.5°	10.5° LITE	9°	10.5°	12°	12° LITE	9°	10.5°	12°	12° LITE
HAND	RH	RH/LH	RH	RH	RH/LH	RH/LH	RH	RH	RH/LH	RH	RH	RH	RH/LH	RH	RH
LIE	57.0°	57.0°	57.0°	57.0°	57.0°	57.0°	57.0°	57.0°	57.0°	57.0°	57.0°	57.0°	57.0°	57.0°	57.0°
LENGTH (IN)	45.75"	45.75"	45.75"	45.75"	45.75"	45.75"	44.75"	45.75"	45.75"	45.75"	44.75"	45.75"	45.75"	45.75"	44.75"
VOLUME (CC)	445	445	450	460	460	460	460	460	460	460	460	460	460	460	460
SWING WEIGHT	D3.5	D3.5	D3.5	D3.5	D3.5	D3.5	D0	D3.5	D3.5	D3.5	D0	D3.5	D3.5	D3.5	D0



SHAFTS	True Temper Denali Black 60			Fujikura Ventus TR Blue UST Helium NCT 4 Lightweight				UST LIN-Q M40 Red 5/6 UST Helium NCT 4 Lightweight				UST LIN-Q Power-Core Blue UST Helium NCT 4 Lightweight			
FLEX	S [65g] X [69g]			R [55g] S [56g] Lite [40g]				A [57g] R [57g] S [58g] Lite [40g]				A [55g] R [55g] S [55g] LITE [40g]			



GRIP	Lamkin Crossline 360 Black														
------	----------------------------	--	--	--	--	--	--	--	--	--	--	--	--	--	--

Additional Stock & Premium Shaft Offerings: www.wilson.com/en-us/custom/clubs

CUSTOM OPTIONS															
LENGTH	-1.50" to +1.50"														
LIE	Adjustable														
LOFT	Adjustable														

DYNAPWR® Fairway Woods

DYNAPWR® Fairway Woods feature an expanded sweet spot powered by AI-driven PKR360 technology, combined with the strength and explosive distance of a forged face construction. Experience faster ball speeds across the entire face and enjoy an elevated feel with every shot.

FORGED CONSTRUCTION

Custom 455 face material provides strength and high ball speeds while elevating the feel shot after shot.

PKR-360

AI-driven design, unique to each model, creates more ball speed across the entire face.



DYNAPWR® CARBON



DYNAPWR® MAX



CARBON CROWN

A lightweight carbon crown improves weight distribution to position the CG lower.



MAXIMUM WORKABILITY

Front (30g) tungsten weight allows for lower launch and spin with added forgiveness. Our 6-way adjustable hosel increases adjustability to optimize face angle and shot shaping ability.

DYNAPWR® Carbon Fairway Wood

DYNAPWR® Carbon Fairway Wood delivers a tour-inspired design engineered to maximize ball speed and versatility.

OPEN HOSEL CONSTRUCTION

Removing inefficient material from the hosel infrastructure allows the face to flex, resulting in a larger sweet spot, higher ball speeds, and more forgiveness.

TIGHTER DISPERSION

A thin-cast steel crown improves weight distribution to position the CG lower and further back, creating a very stable design.



FORGIVENESS & HIGH LAUNCH

A rear (12g) weight is utilized to promote high, towering ball flights for maximum carry distance.



DYNAPWR® Max Fairway Wood

DYNAPWR® Max Fairway Wood is built to launch high and land soft without sacrificing speed or stability.



DYNAPWR® Fairway Woods

	DYNAPWR® CARBON					DYNAPWR® MAX					
CLUB	3+	3	4	5	7	3	5	7	3LITE	5LITE	7LITE
LOFT	13.5°	15°	16.5°	18°	21°	15°	18°	21°	15°	18°	21°
HAND	RH	RH/LH	RH	RH/LH	RH	RH/LH	RH/LH	RH	RH	RH	RH
LIE	56°	56°	56°	56.5°	57°	57.5°	58°	58.5°	57.5°	58°	58.5°
LENGTH (IN)	43.25"	43.25"	43.25"	42.5"	42"	43.25"	42.5"	42"	42.25"	41.5"	41"
SWING WEIGHT	D2.5	D2.5	D2.5	D2.5	D2.5	D2.5	D2.5	D2.5	C5	C5	C5



SHAFTS	Fujikura Ventus TR Blue					UST LIN-Q M40 Red 5/6 UST Helium NCT 4 Lightweight					
FLEX	R [62g] S [63g]					A [57g] R [66g] S [67g] Lite [40g]					



GRIP	Lamkin Crossline 360 Black										
------	----------------------------	--	--	--	--	--	--	--	--	--	--

Additional Stock & Premium Shaft Offerings: www.wilson.com/en-us/custom/clubs

CUSTOM OPTIONS	DYNAPWR® CARBON	DYNAPWR® max
LENGTH	-1.50" to +1.50"	-1.50" to +1.50"
LIE	Adjustable	N/A
LOFT	Adjustable	N/A

PKR-360

Our AI-driven PKR-360 has increased number of optimizable face and body locations to create multiple sweet spots and driver higher ball speeds everywhere across the face.



NEW FACE SHAPING

A compact head design paired with an extended low toe area results in a larger hitting surface and provides stability on toe shots, and the confidence to approach greens from a distance.

FORGED CONSTRUCTION

Custom 455 face material provides strength and high ball speeds while elevating the feel shot after shot.



FORGIVENESS + HIGH LAUNCH

A low CG placed evenly across the sole yields higher launch and more forgiveness.

DYNAPWR® Hybrid

DYNAPWR® Hybrid serves as the perfect long iron replacement for players who want versatility and control.



DYNAPWR® Hybrid

CLUB	2	3	4	5	6	4LITE	5LITE	6LITE
LOFT	17°	19°	22°	25°	28°	22°	25°	28°
HAND	RH	RH/LH	RH/LH	RH/LH*	RH	RH	RH	RH
LIE	58°	58.5°	59°	59.5°	60°	59°	59.5°	60°
LENGTH (IN)	41.5"	40.75"	40.25"	39.75"	39.25"	39.25"	38.25"	37.25"
SWING WEIGHT	D2	D2	D2	D2	D2	C5	C5	C5



SHAFTS	True Temper Denali Red
--------	------------------------

FLEX	lite [50g] A [60g] R [70g] S [80g]
------	------------------------------------



GRIP	Lamkin Crossline 360 Black
------	----------------------------

Additional Stock & Premium Shaft Offerings: www.wilson.com/en-us/custom/clubs

CUSTOM OPTIONS	
LENGTH	-1.50" to +1.50"
LIE	N/A
LOFT	N/A



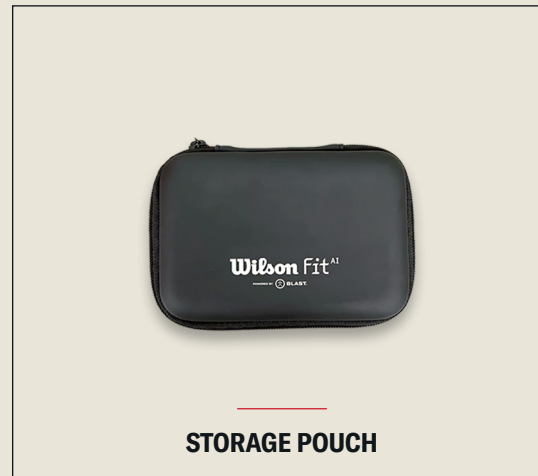


Wilson Fit^{AI}

POWERED BY  **BLAST.**

The Future of Fitting is Here

Wilson Fit AI—a groundbreaking fitting solution designed to provide an accurate, reliable and unique custom iron fitting experience.

WHAT'S INCLUDED BELOW:



Powered by a proprietary Blast Motion sensor, Wilson AI analyzes and learns from over 12,000 unique data points to provide you with a custom iron fitting recommendation that is unique to your game.

Experience the Smartest Golf Club in the Store.



Irons

Iron Family

No matter what kind of golfer you are, Wilson has an iron optimized for the way you play. Six distinct models, each with unique advantages, make it easy to choose the right iron and dial in your best performance.



STAFF MODEL® BLADE
PLAYERS



STAFF MODEL® CB
PLAYERS



STAFF MODEL® XB
PLAYERS



DYNAPWR® FORGED
PLAYERS DISTANCE



DYNAPWR®
GAME IMPROVEMENT



DYNAPWR® MAX
GAME IMPROVEMENT
PLUS



Staff Model[®] Iron Family

Blending timeless design with modern innovation, Staff Model[®] irons are meticulously crafted for the true golf purist who demands unparalleled control and next-level performance.

FLUID FEEL HOSEL

Designed to eliminate unused weight, the Fluid Feel Hosel redistributes weight toward the toe, elevating its overall performance.

PRECISION MILLED FACE

Allowing longer ball to face contact, the precision-milled face pattern gives the player a more consistent spin and increased stopping power.



STAFF MODEL[®] BLADE



STAFF MODEL[®] CB



STAFF MODEL[®] XB



STAFF MODEL[®] UTILITY



BRUSHED SATIN FINISH

A modern brushed satin finish enhances the classic design of the Staff Model® Iron family, adding a refined, elegant look.

FORGED 8620 CARBON STEEL

One of the softest materials on the market, the Forged 8620 Carbon Steel provides workability and instant feedback at impact.

MODERN BLADE SHAPE

A modernized blade design that features a compact head, reduced offset, and shorter, sharper edges for a more refined, tour-inspired look at address.

New
Staff Model® Blade

A timeless design crafted for the world's most precise ball-strikers seeking ultimate control.



New Staff Model[®] Blade

CLUB	3*	4	5	6	7	8	9	PW
LOFT	20°	23°	26°	30°	34°	38°	42°	46°
HAND	RH/LH*	RH/LH*	RH/LH*	RH/LH*	RH/LH*	RH/LH*	RH/LH*	RH/LH*
LIE	59.5°	60°	61°	61.5°	62°	63°	63.5°	64°
LENGTH (IN)	39.25"	38.75"	38.25"	37.75"	37.25"	36.75"	36.25"	35.75"
BOUNCE	2.5°	2.5°	2.5°	3.0°	4.0°	5.0°	5.5°	6.0°
HOSEL OFFSET	0.105"	0.095"	0.085"	0.075"	0.065"	0.058"	0.052"	0.045"
SWING WEIGHT	D2.0	D2.0	D2.0	D2.0	D2.0	D2.0	D2.0	D2.0



SHAFTS	True Temper Dynamic Gold Mid 115
--------	----------------------------------

FLEX	R [114g] S [115g] X [116g]
------	----------------------------



GRIP	Golf Pride Z Grip
------	-------------------

Additional Stock & Premium Shaft Offerings: www.wilson.com/en-us/custom/clubs

CUSTOM OPTIONS	
----------------	--

LENGTH	-1.50" to +2.00"
--------	------------------

LIE	-3.00° FL TO +4.00° UP
-----	------------------------

LOFT	-2.00° ST TO +2.00° WK
------	------------------------

*Custom Only



BRUSHED SATIN FINISH

A modern brushed satin finish enhances the classic design of the Staff Model® Iron family, adding a refined, elegant look.

FORGED 8620 CARBON STEEL

One of the softest materials on the market, the Forged 8620 Carbon Steel provides workability and instant feedback at impact.

MODERN HEAD SHAPE

A modern cavity back that features a compact head, reduced offset, and shorter, sharper edges for a more refined, tour-inspired look at address.

New
Staff Model® CB

A classic, compact design that features a full package of forgiveness and feel on every swing.



New Staff Model® CB

CLUB	3*	4	5	6	7	8	9	PW	GW*
LOFT	20°	23°	26°	30°	34°	38°	42°	46°	50°
HAND	RH/LH	RH/LH	RH/LH	RH/LH	RH/LH	RH/LH	RH/LH	RH/LH	RH/LH
LIE	59.5°	60°	61°	61.5°	62°	63°	63.5°	64°	64.25°
LENGTH (IN)	39.25"	38.75"	38.25"	37.75"	37.25"	36.75"	36.25"	35.75"	35.50"
BOUNCE	1.0°	1.0°	2.0°	3.0°	4.0°	5.5°	6.0°	6.0°	7.0°
HOSEL OFFSET	0.110"	0.100"	0.090"	0.080"	0.070"	0.063"	0.057"	0.050"	0.040"
SWING WEIGHT	D2.0	D2.0	D2.0	D2.0	D2.0	D2.0	D2.0	D2.0	D2.0



SHAFTS	True Temper Dynamic Gold Mid 115
--------	----------------------------------

FLEX	R [114g] S [115g] X [116g]
------	----------------------------



GRIP	Golf Pride Z Grip
------	-------------------

Additional Stock & Premium Shaft Offerings: www.wilson.com/en-us/custom/clubs

CUSTOM OPTIONS	
----------------	--

LENGTH	-1.50" to +2.00"
--------	------------------

LIE	-3.00° FL TO +4.00° UP
-----	------------------------

LOFT	-2.00° ST TO +2.00° WK
------	------------------------

*Custom Only

FACE OPTIMIZATION

Simulation based enhancement of the sweet spot which maximizes forgiveness and balls speed across the entire face.

ENHANCED SOUND & FEEL

Designed for superior acoustics at impact through a specialized urethane injection that dampens face vibration.

HOLLOW BODY CONSTRUCTION

Hollow body design that enhances speed and weight distribution for precision and power.

New
Staff Model® XB

A sleek hollow-body design that offers maximum distance and forgiveness while maintaining minimal offset and a thin top line.





New Staff Model® XB

CLUB	2*	3*	4	5	6	7	8	9	PW	GW*
LOFT	17°	19°	22°	25°	28.5°	32°	36°	40.50°	46°	50°
HAND	RH	RH/LH	RH/LH	RH/LH	RH/LH	RH/LH	RH/LH	RH/LH	RH/LH	RH/LH
LIE	59.5°	59.5°	60°	61°	61.5°	62°	63°	63.5°	64°	64°
LENGTH (IN)	39.75"	39.25"	38.75"	38.25"	37.75"	37.25"	36.75"	36.25"	35.75"	35.50"
BOUNCE	2.5°	2.5°	2.5°	2.5°	3.0°	4.0°	5.0°	5.5°	6.0°	7.0°
HOSEL OFFSET	0.120"	0.120"	0.110"	0.100"	0.090"	0.075"	0.065"	0.055"	0.050"	0.050"
SWING WEIGHT	D2.0	D2.0	D2.0	D2.0	D2.0	D2.0	D2.0	D2.0	D2.0	D2.0



SHAFTS	Nippon Modus Tour 110
--------	-----------------------

FLEX	R (110g) S (110g)
------	-------------------



GRIP	Golf Pride Z Grip
------	-------------------

Additional Stock & Premium Shaft Offerings: www.wilson.com/en-us/custom/clubs

CUSTOM OPTIONS	
----------------	--

LENGTH	-1.50" to +2.00"
--------	------------------

LIE	-3.00° FL TO +4.00° UP
-----	------------------------

LOFT	-2.00° ST TO +2.00° WK
------	------------------------

*Custom Only



HIGH STRENGTH C300 STEEL FACE

This cutting-edge material combines exceptional strength with remarkable flexibility, resulting in explosive ball speeds with a softer feel, contributing to enhanced distance and accuracy.



RIB INTERNAL SUPPORT

Perfectly placed rib structures provide higher stability on mishits while producing optimized sound.



HOLLOW BODY CONSTRUCTION

The multi-material engineered hollow body construction optimizes weight distribution, ball speed, shot shaping capabilities and aerodynamic efficiency.

Staff Model® RB Utility

The versatility provided by the tour-inspired Staff Model® RB Utility makes it a perfect solution for long par threes, reachable-in-two par fives, and even fairway-finding stingers.



Staff Model® RB Utility

CLUB	2*	3	4
LOFT	18°	21°	24°
HAND	RH	RH/LH*	RH
LIE	59°	59.5°	60°
LENGTH (IN)	40.00"	39.50"	39.00"
BOUNCE	0.5°	0.5°	1.0°
HOSEL OFFSET	0.120"	0.100"	0.100"
SWING WEIGHT	D2.0	D2.0	D2.0



SHAFTS	TT HZRDUS GEN 4 Black
FLEX	R (80g) S (90g)



GRIP	Golf Pride Z Grip
------	-------------------

Additional Stock & Premium Shaft Offerings: www.wilson.com/en-us/custom/clubs

CUSTOM OPTIONS	
LENGTH	-1.50" to +1.50"
LIE	-3.00 FL to +3.00" UP
LOFT	-1.00 ST to +1.00" WK

*Custom Only



DYNAPWR® Iron Family

Designed for players seeking added forgiveness and distance, DYNAPWR® irons inspire confidence in every swing—helping you perform your best, round after round.

PKR-CUP

A new Cup Face design combined with our AI-generated Variable Face Technology optimizes ball speed, distance, and consistent launch windows.

LOW CG, HIGH LAUNCH

Placing the center of gravity lower in the clubhead provides high MOI and a high launch needed to hold greens.





VARIABLE FACE THICKNESS

Optimal clubface thickness is determined by AI simulation, leading to increased flexion and energy transfer for more distance and speed.



TE-031 URETHANE FILLED CAVITY

Filled clubhead cavity dampens contact vibrations to help improve overall sound and feel.



POLISHED MIRROR FINISH

Enhances compact look at address, giving the club a players look in a more forgiving package.

New
DYNAPWR® Forged

A slim, cavity back iron featuring a Forged 8620 Carbon Steel face and body with a polished mirror finish that delivers the performance of a players distance club, with a softer, more responsive feel.



New DYNAPWR® Forged

CLUB	3*	4	5	6	7	8	9	PW	GW*
LOFT	19°	21.5°	24.5°	27.5°	30.5°	34.5°	39°	44°	49°
HAND	RH/LH	RH/LH	RH/LH	RH/LH	RH/LH	RH/LH	RH/LH	RH/LH	RH/LH
LIE	59.5°	60°	61°	61.5°	62°	63°	63.5°	64°	64°
LENGTH (IN)	39.25"	38.75"	38.25"	37.75"	37.25"	36.75"	36.25"	35.75"	35.50"
BOUNCE	2.5°	3°	3.5°	4.5°	5.0°	5.5°	6.5°	7.0°	8.0°
HOSEL OFFSET	0.150"	0.140"	0.130"	0.117"	0.095"	0.084"	0.067"	0.045"	0.035"
SWING WEIGHT _(STEEL)	D2	D2	D2	D2	D2	D2	D2	D2	D2
SWING WEIGHT _(GRAPHITE)	D1	D1	D1	D1	D1	D1	D1	D1	D1



SHAFTS	STEEL KBS Tour Lite	GRAPHITE UST Recoil Dart HDC
FLEX	R [95g] S [100g]	R [70g]



GRIP	Lamkin Crossline 360 Black
------	----------------------------

Additional Stock & Premium Shaft Offerings: www.wilson.com/en-us/custom/clubs

CUSTOM OPTIONS	
LENGTH	-1.50" TO +2.00"
LIE	-3.00° FL TO +3.00° UP
LOFT	-1.00° ST TO +1.00° WK

*Custom Only



ENERGY TRANSFER CHASSIS

A two bar system, adding stability to the head while minimizing vibration for a crisper sound and feel.

VELOCITY OPTIMIZATION CHANNEL

Velocity Optimization Channel increases face flex on impact, creating powerful shots - even from challenging lies.



HOLLOW BODY CONSTRUCTION

Hollow body design that enhances speed and weight distribution for precision and power.

DYNAPWR®

The ultimate game improvement iron, DYNAPWR® provides substantial distance, precision, and forgiveness in a player appealing head shape.



DYNAPWR®

CLUB	4*	5	6	7	8	9	PW	GW
LOFT	19°	22°	25°	28°	32.5°	37.5°	42.5°	48°
HAND	RH/LH	RH/LH	RH/LH	RH/LH	RH/LH	RH/LH	RH/LH	RH/LH
LIE	60°	61°	61.5°	62°	63°	63.5°	64°	64°
LENGTH (IN)	39"	38.5"	38"	37.5"	37"	36.5"	36"	35.75"
BOUNCE	2°	3°	3°	4°	5°	6°	6°	7°
HOSEL OFFSET	0.185"	0.170"	0.155"	0.140"	0.125"	0.110"	0.095"	0.080"
SWING WEIGHT(STEEL)	D2	D2	D2	D2	D2	D2	D2	D2
SWING WEIGHT(GRAPHITE)	D1	D1	D1	D1	D1	D1	D1	D1



SHAFTS	STEEL KBS Max Ultralight	GRAPHITE UST Recoil Dart HDC
FLEX	R [90g] S [95g]	R [70g]



GRIP	Lamkin Crossline 360 Black
------	----------------------------

Additional Stock & Premium Shaft Offerings: www.wilson.com/en-us/custom/clubs

CUSTOM OPTIONS	
LENGTH	-1.50" TO +1.50"
LIE	-3.00° FL TO +3.00° UP
LOFT	-1.00° ST TO +1.00° WK

*Custom Only

SOUND OPTIMIZED

Topology optimized material distribution for optimal sound and feel.



OPEN HEEL CONSTRUCTION

Excess material in the heel is to fine tune center of gravity location.



VELOCITY OPTIMIZATION CHANNEL

Velocity Optimization Channel increases face flex on impact, creating powerful shots - even from challenging lies.

DYNAPWR[®] Max

Engineered for game-changing performance the DYNAPWR[®] Max is our longest and most forgiving iron yet.



DYNAPWR® Max

CLUB	5	6	7	8	9	PW	GW	SW*
LOFT	24°	27°	30°	34°	39°	44°	49°	54°
HAND	RH/LH	RH/LH	RH/LH	RH/LH	RH/LH	RH/LH	RH/LH	RH/LH
LIE	61°	61.5°	62°	63°	63.5°	64°	64°	64°
LENGTH (IN)	38.5"	38"	37.5"	37"	36.5"	36"	35.75"	35.5"
BOUNCE	3°	4°	4°	5°	7°	7°	8°	9°
HOSEL OFFSET	0.236"	0.216"	0.196"	0.176"	0.156"	0.136"	0.116"	0.086"
SWING WEIGHT(STEEL)	D1	D1	D1	D1	D1	D1	D1	D1
SWING WEIGHT(GRAPHITE)	D0	D0	D0	D0	D0	D0	D0	D0



SHAFTS	STEEL KBS Max HL	GRAPHITE KBS MAX Graphite
FLEX	R [80g] S [80g]	LITE [45g] A [55g] R [65g]



GRIP	Lamkin Crossline 360 Black
------	----------------------------

Additional Stock & Premium Shaft Offerings: www.wilson.com/en-us/custom/clubs

CUSTOM OPTIONS	
LENGTH	-1.50" TO +1.50"
LIE	-3.00° FL TO +3.00° UP
LOFT	-1.00° ST TO +1.00° WK

*Custom Only



Wedges

Wedge Family

Tour-proven and built for ultimate versatility, Wilson wedges deliver the precision, control, and spin you need from any lie, in any condition.



STAFF MODEL® ZM WEDGE



STAFF MODEL® ZM WEDGE HT



INFINITE™ WEDGE

TOUR INSPIRED

From start to finish, our tour players' DNA has been ingrained within this new wedge family. The soft Forged 8620 Carbon Steel comes with a straighter leading edge, and elevated center of gravity for trajectory control in those higher lofted wedges. Our staffers wanted it all and these wedges deliver.

VERSATILITY FIRST

Ranging from 6 to 12 degrees of bounce, our family of wedges will improve your short game the moment you put them in play. No matter the conditions, we have you covered with our low, medium, and high bounce options.

ZM GROOVES

Our deeper ZM Groove pattern combined with Garnet Face Blasting ensures faster, deeper, longer ball interaction resulting in higher consistent spin and check control in all weather conditions.

Staff Model® ZM

Engineered to give you the ultimate trajectory and spin control with every situation, the Staff Model® ZM wedge gives you the tools and confidence to execute with precision.





Staff Model® ZM

CLUB	46° / 8°*	48° / 8°*	50° / 8°	52° / 8°	54° / 8°	56° / 10°	56° / 12°	58° / 6°	58° / 10°	60° / 6°	60° / 10°	60° / 12°
LOFT	46.0°	48.0°	50.0°	52.0°	54.0°	56.0°	56.0°	58.0°	58.0°	60.0°	60.0°	60.0°
HAND	RH	RH	RH/LH	RH/LH	RH	RH/LH	RH	RH	RH	RH	RH/LH	RH
LIE	64.0°	64.0°	64.0°	64.0°	64.0°	64.0°	64.0°	64.0°	64.0°	64.0°	64.0°	64.0°
LENGTH (IN)	35.75"	35.75"	35.75"	35.75"	35.50"	35.50"	35.50"	35.25"	35.25"	35.25"	35.25"	35.25"
BOUNCE	8.0°	8.0°	8.0°	8.0°	8.0°	10.0°	12.0°	6.0°	10.0°	6.0°	10.0°	12.0°
HOSEL OFFSET	0.015"	0.015"	0.015"	0.015"	0.015"	0.015"	0.015"	0.015"	0.015"	0.015"	0.015"	0.015"
SWING WEIGHT	D3.0	D3.0	D3.0	D3.0	D4.0	D4.0	D5.0	D5.0	D5.0	D5.0	D5.0	D5.0



SHAFTS	True Temper Dynamic Gold Spinner WG
--------	-------------------------------------

FLEX	W [128g]
------	----------



GRIP	Golf Pride Tour Velvet
------	------------------------

Additional Stock & Premium Shaft Offerings: www.wilson.com/en-us/custom/clubs

CUSTOM OPTIONS	
----------------	--

LENGTH	-1.50" TO +2.00"
--------	------------------

LIE	-3.00° FL TO +4.00° UP
-----	------------------------

LOFT	-2.00° ST TO +2.00° WK
------	------------------------

*Custom Only



ZM GROOVES

Our deeper ZM Groove pattern combined with Garnet Face Blasting ensures faster, deeper, longer ball interaction resulting in higher consistent spin and check control in all weather conditions.

TOUR INSPIRED

From start to finish, our tour players' DNA has been ingrained within this new wedge family. The soft 431 stainless steel comes with a straighter leading edge, and elevated center of gravity for trajectory control in those higher lofted wedges. Our staffers wanted it all and these wedges deliver.



HIGH TOE/ WIDE SOLE CONSTRUCTION

The high toe design gives you the flexibility you demand while allowing you to save shots as you approach the green. The face shape and sole allow the club to be played at varying degrees of open or closed configurations, giving you complete control over the amount of face that contacts the ball.

Staff Model® ZM HT

Engineered to give you the ultimate trajectory and spin control with every situation, the Staff Model® ZM High-Toe wedge gives you the tools and confidence to execute with precision.



Staff Model® ZM HT

CLUB	56° / 10°	60° / 10°	64° / 10°*
LOFT	56.0°	60.0°	64.0°
HAND	RH	RH	RH
LIE	64.0°	64.0°	64.0°
LENGTH (IN)	35.50"	35.25"	35.25"
BOUNCE	10.0°	10.0°	10.0°
HOSEL OFFSET	0.015"	0.015"	0.015"
SWING WEIGHT	D4.0	D5.0	D5.0



SHAFTS	True Temper Dynamic Gold Spinner WG
FLEX	W [128g]



GRIP	Golf Pride Tour Velvet
------	------------------------

Additional Stock & Premium Shaft Offerings: www.wilson.com/en-us/custom/clubs

CUSTOM OPTIONS	
LENGTH	-1.50" TO +1.50"
LIE	-3.00° FL TO +4.00° UP
LOFT	-2.00° ST TO +2.00° WK

*Custom Only



**PRECISION-MILLED
GROOVES**

Deep grooves allow for high spin
in all conditions.

**HIGH MOI &
FORGIVENESS SOLE**

Maximum forgiveness provided by
a large club face and wide sole.

**APPEALING
AT ADDRESS**

Cavity back design that looks
visually appealing at address.

Infinite™

The precision-milled grooves deliver high spin, the cavity back design offers visual appeal, and the large club face, wide sole, and cavity inserts ensure maximum forgiveness and a softer feel.



Infinite™

CLUB	48°	52°	56°	60°
HAND	RH	RH/LH	RH/LH	RH/LH
LIE	64.0°	64.0°	64.0°	64.0°
LENGTH (IN)	35.75"	35.75"	35.5"	35.25"
BOUNCE	10°	12°	12°	12°
HOSEL OFFSET	0.025"	0.025"	0.025"	0.025"
SWING WEIGHT	D2	D2	D3	D4



SHAFTS	KBS Tour 105
--------	--------------

FLEX	W [105g]
------	----------



GRIP	Lamkin Crossline 360 Black
------	----------------------------



Putters

Staff Model® Collection

Superior feel of effortless precision. Staff Model® Putters are expertly engineered and precision milled in ultra-soft 304 stainless steel to perfectly alchemize stability and forgiveness for superior feel, consistency and roll.



8802



BL22



CS22



MT22



TM22



A close-up, three-quarter view of the Wilson Staff Model putter head. The putter is made of polished 304 stainless steel. The head features a milled texture on the face and a central groove. The Wilson logo is engraved on the heel. A red line points from the text to the top of the head.

SOFT 304 STAINLESS STEEL

Milled from a solid block of ultra-soft 304 stainless steel to offer the perfect combination of stability and feel.



A close-up, three-quarter view of the Wilson Staff Model putter head. The putter is made of polished 304 stainless steel. The head features a milled texture on the face and a central groove. The Wilson logo is engraved on the heel. A red line points from the text to the top of the head.

PERFECT BALANCE

Performance-balanced weighting delivers ultimate swing control with unmatched feel.



A side view of the Wilson Staff Model putter head. The head is milled with a fine, grid-like texture. A shield-shaped logo with 'W/S' is visible on the toe. A red line points from the text to the milled face.

PRECISION-MILLED

Each Staff Model® putter is 100% precision milled with exceptionally tight tolerances for superior consistency and roll.

Staff Model®

Skillfully crafted for an ultra-soft feel, maximum stability, and a true roll with every stroke.

Staff Model[®] Putters



CLUB	THE ORIGINAL 8802	BLADE BL22	HALF MOON Mallet CS22	Mallet MT22	TECH Mallet TM22
HAND	RH/LH	RH/LH	RH	RH	RH/LH
LOFT	3.0°	3.5°	3.5°	3.5°	3.5°
LIE	71.0°	71.0°	71.0°	71.0°	71.0°
LENGTH (RH)	33.0" / 34.0" / 35.0"	33.0" / 34.0" / 35.0"	33.0" / 34.0" / 35.0"	33.0" / 34.0" / 35.0"	33.0" / 34.0" / 35.0"
LENGTH (LH)	34.0" / 35.0"	34.0" / 35.0"	--	--	34.0" / 35.0"



SHAFTS	KBS Tour 120 Putter Shaft
--------	---------------------------



GRIP	Lamkin Deep Etch Putter Grip
------	------------------------------

Additional Stock & Premium Shaft Offerings: www.wilson.com/en-us/custom/clubs

CUSTOM OPTIONS	
LENGTH	32.00" TO 37.00"
LIE	-3.00° FL TO +3.00° UP
LOFT	-2.00° ST TO +2.00° WK

Infinite™

The Infinite™ Collection continues to evolve and improve in style, quality and precision performance. Eleven models extend across various styles of mallet and blade offerings, providing a wide selection to any player preference. New to the collection are two zero torque offerings, designed with the center of gravity directly under the central shaft axis to help keep the face square to target.

NEW
ZERO TORQUE
THE 606




NEW
ZERO TORQUE
LAKEVIEW



WINDY CITY



MICHIGAN AVE



GRANT PARK



WEST LOOP



THE "L"



SOUTHSIDE




THE BEAN



BUCKTOWN



BUCKINGHAM





FOCUS ACTIVATION PARALLEL ALIGNMENT LINES

A thick middle line, with two thinner support lines to either side, optimizes focus allowing you to get dialed in on every single putt.



PVD ANTI-GLARE FINISH

Two tone PVD anti-glare finish reduces distraction, allowing the player to focus solely on the ball as it falls into the hole.

DOUBLE MILLED FACE

Our double-milled face pattern ensures a consistent feel, roll, and perfect distance control

Infinite™ Putters



CLUB	WINDY CITY	MICHIGAN AVE	GRANT PARK	WEST LOOP
HAND	RH/LH	RH	RH	RH
LOFT	3.0°	3.0°	3.0°	3.0°
LIE	71.0°	71.0°	71.0°	71.0°
LENGTH (RH)	34.0" / 35.0"	34.0" / 35.0"	34.0" / 35.0"	34.0" / 35.0"
LENGTH (LH)	34.0" / 35.0"	--	--	--



CLUB	THE "L"	SOUTHSIDE	THE BEAN	BUCKTOWN	BUCKINGHAM
HAND	RH	RH	RH	RH/LH	RH/LH
LOFT	3.0°	3.0°	3.0°	3.0°	3.0°
LIE	71.0°	71.0°	71.0°	71.0°	71.0°
LENGTH (RH)	34.0" / 35.0"	34.0" / 35.0"	34.0" / 35.0"	34.0" / 35.0"	34.0" / 35.0"
LENGTH (LH)	--	--	--	34.0" / 35.0"	34.0" / 35.0"



SHAFTS	Weili Putter Shaft
--------	--------------------



GRIP	Wilson Midsize
------	----------------

Women's Infinite™ Putters



CLUB	WINDY CITY	THE BEAN	BUCKTOWN	BUCKINGHAM
HAND	RH	RH	RH	RH
LOFT	3.0°	3.0°	3.0°	3.0°
LIE	71.0°	71.0°	71.0°	71.0°
LENGTH (RH)	33.0"	33.0"	33.0"	33.0"



SHAFTS	Weili Putter Shaft
--------	--------------------



GRIP	Wilson Midsize
------	----------------

New Zero Torque Infinite™ Putter

The Infinite line expands with the introduction of two precisely crafted Zero Torque mallet putters. Designed to keep the face square to the target longer, reducing unwanted rotation for a pure, consistent roll on every stroke.

ZERO TORQUE TECHNOLOGY

Precise CG (Center of Gravity) placement under the central shaft axis creates reduced torque for less face rotation throughout the stroke. Allowing your putter face to remain square to the target longer for more consistency.

MIM CONSTRUCTION

Metal Injection Molding enables extremely detailed, high-precision head shaping. This advanced construction method allows for meticulous mass placement and shaping.

DOUBLE-MILLED FACE

Our double-milled face pattern ensures a consistent feel, roll and perfect distance control no matter the strike location.



NEW
ZERO TORQUE
THE 606



NEW
ZERO TORQUE
THE LAKEVIEW



New

Zero Torque The 606

A mid-mallet design featuring two alignment lines that frame the ball at address and a single alignment dot for added precision.



New
Zero Torque The Lakeview

A half-moon design featuring a clean, single alignment line provides visual simplicity at address.





Zero Torque Infinite™ Putters

CLUB	ZERO TORQUE THE 606	ZERO TORQUE THE LAKEVIEW
HAND	RH/LH	RH/LH
LOFT	3.0°	3.0°
LIE	69.0°	69.0°
LENGTH (RH)	34.0" / 35.0"	34.0" / 35.0"



SHAFTS	Wilson Premium Black PVD
--------	--------------------------



GRIP	Wilson Midsize
------	----------------



Golf Balls

Golf Ball Family

Engineered for players of all skill levels, Wilson golf balls deliver the performance you need to play your best. Packed with cutting-edge technology and premium materials, every ball is built to elevate your game from tee to green.



STAFF MODEL® X

Four-piece urethane golf ball that features a firm compression core and delivers higher ball flight, steeper descent angles and a firmer feel.

STAFF MODEL®

Four-piece urethane golf ball that features a medium compression core and delivers a penetrating trajectory and a softer feel.

TRIAD®

Soft three-piece urethane golf ball that offers performance benefits to help the aspiring golfer find more fairways, attack more pins and sink more putts.

DUO SOFT®

Two-piece surlyn golf ball that delivers extreme distance, straight ball flight and an ultra soft feel.



FOUR PIECE URETHANE GOLF BALL

Thin cast urethane cover around a hard outer mantle results in high ball velocity and exceptional performance on approach shots

SEAMLESS DIMPLE DESIGN

Produces stable and consistent ball flight and maximizes distance performance.

FIRMER COMPRESSION CORE

Delivers high ball flight and maximum greenside spin while maintaining low spin off the tee.



New
Staff Model® X

Four-piece urethane golf ball designed for high ball flight and maximum greenside spin while maintaining low spin off the tee.

New Staff Model® X Golf Ball

DESIGNED FOR	Maximum Speed
CONSTRUCTION	4-Piece
BALL SPEED	Faster
DRIVER SPIN	Low
IRON SPIN	Higher
COVER	Thin Urethane
LAUNCH	High
FEEL	Mid
WEDGE SPIN	Highest
OFFERINGS	White & Yellow



New Staff Model® X TRK360

TRK360 unlocks precise aim toward the target, and doubles as a training aid while practicing putting; the perfect end of end roll indicates a well struck putt, whereas off-center putts wobble when tracking towards the hole.





FOUR PIECE URETHANE GOLF BALL

Thin cast urethane cover around a hard outer mantle results in high ball velocity and exceptional performance on approach shots.

SEAMLESS DIMPLE DESIGN

Produces stable and consistent ball flight and maximizes distance performance.

V-COR ADVANCED PERFORMANCE

A unique core composition magnifies energy to generate maximum velocity off the club face for the fastest ball speeds according to our testing.



New
Staff Model®

Four-piece urethane golf ball designed for penetrating, consistent, and stable ball flight with maximum distance performance.



New Staff Model® Golf Ball

DESIGNED FOR	Maximum Speed
CONSTRUCTION	4-Piece
BALL SPEED	Faster
DRIVER SPIN	Low
IRON SPIN	Higher
COVER	Thin Urethane
LAUNCH	High
FEEL	Soft
WEDGE SPIN	Highest
OFFERINGS	White & Yellow


New Staff Model® TRK360

TRK360 unlocks precise aim toward the target, and doubles as a training aid while practicing putting; the perfect end of end roll indicates a well struck putt, whereas off-center putts wobble when tracking towards the hole.



**TRI-BALANCED
WEIGHTING**

Uniform density across all three layers creates a perfect center of gravity for putting.



HIGH MOI DESIGN

High moment of inertia design maximizes ball speeds while reducing driver spin for enhanced accuracy off the tee.

**HIGH-FRICTION
URETHANE COVER**

Thin urethane cover that delivers control on approach shots.



Triad[®]

The World's Most Balanced Golf Ball. A three-piece urethane golf ball designed to hit more fairways, attack more pins, and sink more putts.


Triad® Golf Ball

DESIGNED FOR	Maximum Speed
CONSTRUCTION	3-Piece
BALL SPEED	Fast
DRIVER SPIN	Lower
IRON SPIN	High
COVER	Urethane
LAUNCH	Mid
FEEL	Softer
WEDGE SPIN	High
OFFERINGS	White & Yellow



HIGH ENERGY CORE

Delivers maximum distance off the tee.



STRAIGHTER FLIGHT

Two-layer construction reduces spin on longer shots.

WORLD'S SOFTEST GOLF BALL

Industry-leading feel that delivers exceptional feedback on all shots.



DUO Soft®

The World's Softest Golf Ball. The velocity boosting core is engineered to deliver faster ball speeds and longer distances with the same great feel.



DUO Soft® Golf Ball

DESIGNED FOR	Maximum Speed
CONSTRUCTION	2-Piece
BALL SPEED	Fast
DRIVER SPIN	Lowest
IRON SPIN	High
COVER	Suryln
LAUNCH	Mid
FEEL	Softest
WEDGE SPIN	High
OFFERINGS	White/Yellow/Green/Orange/ Pink/Red

DUO Soft® TRK360

TRK360 unlocks precise aim toward the target, and doubles as a training aid while practicing putting; the perfect end of end roll indicates a well struck putt, whereas off-center putts wobble when tracking towards the hole.



DUO Soft® High-Visibility Family

Introducing the World's Softest Golf Ball with high-visibility color covers.



HIGH-VISIBILITY COVER

Easily track golf shots in flight and locate it quickly in all types of ground cover. Available in 5 colors, there is an option for everyone.

50 Elite™

50 Elite™ combines soft feel and performance for great low-compression distance off the tee.

12-BALL PACK



Ultra™

With a hyper responsive core and a durable, long-lasting cover, Ultra is all about distance.

15-BALL PACK



Tour Velocity™

Tour Velocity™ golf balls feature a hard cover design to generate optimal trajectory and roll off the tee or grass.

15-BALL PACK



Chaos™

Featuring highly visible colors, Chaos balls are incredibly versatile and optimized for solid, reliable play regardless of conditions.

24-BALL PACK



Range Balls

Each range ball is designed with enhanced durability and long lasting ball stamps for premium presentation on any range style.



PREMIUM PRACTICE

Wilson Premium Practice balls elevate the practice facility experience. It is 20 compression points softer than Premium Range with exceptional wear and scuff resistance.

AVAILABLE IN WHITE

PREMIUM RANGE

Wilson's most popular range ball features bright colors and durable ball stamps designed to withstand wear longer than any other range ball on the market.

AVAILABLE IN WHITE & HIGH VIS YELLOW

LIMITED FLIGHT RANGE

Wilson Limited Flight range balls feature a unique aerodynamic pattern and proprietary construction with 10% shorter ball flight. Ideal for shorter depth range.

AVAILABLE IN WHITE & HIGH VIS YELLOW

FLOATER PRACTICE

Wilson Floater Range features low-density construction that allows the ball to float. Ideal for any lake or water driving range.

AVAILABLE IN WHITE



Golf Bags

Golf Bags

Wilson golf bags combine smart functionality with style—built to meet the needs of both dedicated golfers and weekend players. Whether you’re walking the course or riding, these bags are designed to elevate every round.



	1914 CARRY™	STAFF BAG™	ALPINE CART™	TALUS 14 STAND™	TALUS 5 STAND™
WEIGHT (LB)	5.0 LB	9.7 LB	6.6 LB	5.7 LB	5.7 LB
WEIGHT (KG)	2.25 KG	4.4 KG	3.0 KG	2.6 KG	2.6 KG
NO. OF POCKETS	6	11	11	9	9
CUSTOMIZEABLE BALL POCKET	Yes	Yes	Yes	Yes	Yes

New The 1914 Carry™

This lightweight, 5-pound premier golf bag is crafted for both performance and style, featuring premium weather-resistant PU leather, a plush microfiber 4-way top, and six strategically placed pockets. Designed for any course and every condition, it offers the versatility you need and the elevated look you want—round after round.

PREMIUM ORGANIZATION

A 4-way divider is lined with PU Leather to cushion your clubs and provide an extra layer of protection.

PERFECT CARRY

Lightweight and flawlessly balanced, this bag features meticulously placed details designed to maximize comfort and convenience on every loop.

SUPERIOR CRAFTSMANSHIP

Designed with high-quality weather-resistant PU leather, durable carbon fiber legs, and thoughtfully placed storage.





BLACK

NAVY

WHITE

New
The 1914 Carry™

WEIGHT (LB)	5.0 LB
WEIGHT (KG)	2.25 KG
TOP SIZE	7.5" x 7.0"
NO. OF DIVIDERS	4
NO. OF POCKETS	6
STRAP TYPE	Double 360 (Single strap available for purchase)
CUSTOMIZABLE BALL POCKET	Yes

POCKETS + FEATURES	POCKETS
	Magnetic range finder pocket // Water bottle cooler pocket // Double zip valuables pocket // Two large accessories pockets
	FEATURES
	Premium PU Leather // Reinforced Integrated Top // Carbon Fiber Legs // Padded Hip pad // Towel Carabiner // 4-way microfiber top // Rain hood // Umbrella Holder

CUSTOMIZABLE POCKET

The belly pocket can be logoed for customization.



ICONIC WILSON DESIGN

With 62 major victories, Wilson carries its tried and true winning tradition through this iconic red and white Staff design.



TOUR TRUSTED

The premium construction offers all the qualities necessary to succeed in tournament play—efficient storage, specialized pockets and tour caliber details.

Staff Tour™

The iconic red and white Staff Tour Bag™ delivers top-tier performance with a six-way top, ample storage, and premium quality.



Staff Tour™ Series

	STAFF BAG	DEN CADDIE	RANGE BALL BAG
WEIGHT (LB)	9.7 LB	4.8 LB	.9 LB
WEIGHT (KG)	4.4 KG	2.2 KG	0.4 KG
TOP SIZE	10.5" x 9.25"	10"	--
NO. OF DIVIDERS	6	0	0
NO. OF POCKETS	11	4	1
STRAP TYPE	Single or Tour	None	Handle Straps
CUSTOMIZABLE BALL POCKET	Yes	No	No

POCKETS + FEATURES	STAFF BAG		
	Magnetic range finder pocket with velour lining // Dual bottle sleeves with insulation and magnetic-snap closure // Quick-access magnetic pocket with internal organization // Dual large garment compartments // Large belly pocket with 4 internal mesh pockets// Front zip belly panel pocket // Dual front zip pockets // Integrated umbrella sleeve // Padded single strap with easy clip on/off attachment system // Dual purpose towel ring / Ring or bottle opener // Matching rain hood // Removable belly panel for personalization		
	DEN CADDIE		
	Tee pocket // Local personalization of belly pocket // Adds a touch of elegance to the practice facility		
	RANGE BALL BAG		
	Get the most of out a practice session with this tour-inspired bag		



EXCELLENT ORGANIZATION

A 14-way top and their full length dividers keep clubs unrattled on the cart, no matter the terrain.

MAGNETIC CLOSURE POCKET

A top pocket that magnetically opens and closes serves as an easy access point for frequently needed items like the range finder.

LARGE COOLER POCKET

A large, plastic lined ice pocket featuring drainage holes keep the beverage of choice chilled throughout the round.



Alpine Cart™

The Alpine Cart™ Bag takes your game to the next level with 14 full-length dividers for club organization and a massive ice pocket to keep drinks cold all round long. It's the peak of performance and convenience for every ride.



WHITE/BLACK



BLACK/GREY



BLACK/RED



NAVY/BLUE



BLACK/BLACK




NEW BLACK/WHITE
ORANGE

Alpine Cart™

WEIGHT (LB)	6.6 LB
WEIGHT (KG)	3.0 KG
TOP SIZE	11" x 9.5"
NO. OF DIVIDERS	14
NO. OF POCKETS	11
STRAP TYPE	Single
CUSTOMIZABLE BALL POCKET	Yes

POCKETS + FEATURES	POCKETS
	2 DryTech valuables pockets // 1 magnetic opening pocket for range finder // 1 extra-large cooler pocket with drain holes // 3 large accessories pockets // 1 mesh pocket for small accessories // 1 removable front ball pocket for personalization
	FEATURES
	Trolley anchor base // Pass through strap channel // Umbrella holder // Metal towel ring // Webbing towel ring // Glove holder // Rain hood // Padded shoulder straps // YKK zippers



14-WAY TOP

Whether the golfer walks or rides, the 14-way top protects all clubs while maintaining organization throughout the round.



CARRY OR RIDE

An ergonomic shoulder strap system appeals to the walker, while a construction reinforcement system holds the structure upright when placing on the cart, push cart or ground.

STURDY STRUCTURE

A reinforced Spine Technology and a self-activating stand with strong alloy legs work together to optimize stand performance.



Talus 14 Stand™

The Talus Stand Bag is crafted for performance whether you're in a cart or carrying. Featuring a 14-way club divider, nine integrated pockets, double padded straps, and durable legs mean you're good to go no matter what.



BLACK/BLACK

NAVY/WHITE

WHITE/BLACK

Talus 14 Stand™

WEIGHT (LB)	5.7 LB
WEIGHT (KG)	2.6 KG
TOP SIZE	9.5" x 8"
NO. OF DIVIDERS	14
NO. OF POCKETS	9
STRAP TYPE	Double 360
CUSTOMIZABLE BALL POCKET	Yes

POCKETS + FEATURES	POCKETS
	1 full-length zipper pocket // 1 three quarter length gear pocket // 1 DryTech valuables pocket with fleece lining // 1 upper pocket with zipper opening and internal mesh pocket // 1 range finder pocket with magnetic opening and fleece lining // 1 large hip pad side pocket // 1 large beverage pocket with drainage holes // 1 small vertical pocket alongside ball pocket // 1 large front ball ball pocket for personalization
	EXTRA FEATURES
	Stable base for use on cart // Self-activating stand // Strong alloy legs // Reinforced Spine Technology // Pass through strap channel // Umbrella holder // Towel ring // Rain hood // 4-point ergonomic double padded strap with 360 buckle // YKK zippers



5-WAY TOP

Allowing you to group your clubs and organize them throughout the bag.

CARRY OR RIDE

An ergonomic shoulder strap system appeals to the walker, while a construction reinforcement system holds the structure upright when placing on the cart, push cart or ground.

STURDY STRUCTURE

A reinforced Spine Technology and a self-activating stand with strong alloy legs work together to optimize stand performance.

New Talus 5 Stand™

The Talus Stand Bag is crafted for performance whether you're in a cart or carrying. Featuring a 5-way club divider, nine integrated pockets, double padded straps, and durable legs mean you're good to go no matter what.





WHITE/RED/BLUE

BLACK/WHITE

STAFF RED

New Talus 5 Stand™

WEIGHT (LB)	5.7 LB
WEIGHT (KG)	2.6 KG
TOP SIZE	9.5" x 8"
NO. OF DIVIDERS	5
NO. OF POCKETS	9
STRAP TYPE	Double 360
CUSTOMIZABLE BALL POCKET	Yes

POCKETS + FEATURES	POCKETS
	1 full-length zipper pocket // 1 three quarter length gear pocket // 1 DryTech valuables pocket with fleece lining // 1 upper pocket with zipper opening and internal mesh pocket // 1 range finder pocket with magnetic opening and fleece lining // 1 large hip pad side pocket // 1 large beverage pocket with drainage holes // 1 small vertical pocket alongside ball pocket // 1 large front ball ball pocket for personalization
POCKETS + FEATURES	EXTRA FEATURES
	Stable base for use on cart // Self-activating stand // Strong alloy legs // Reinforced Spine Technology // Pass through strap channel // Umbrella holder // Towel ring // Rain hood // 4-point ergonomic double padded strap with 360 buckle // YKK zippers



Complete Sets

Complete Sets

For over a century, Wilson has set the standard in sporting goods. Trusted by generations—from seasoned veterans to rising young players—it’s a name golfers know and respect, whether they’re picking up their first set or upgrading to their fifth.



NEW AURORA
WOMEN'S

PLAYERFIT
MEN'S

PLAYERFIT
WOMEN'S

PROFILE
MEN'S

PROFILE
WOMEN'S

NEW PROFILE
JUNIOR

AURORA WOMEN'S

Graphite Stand + Graphite Cart

PLAYERFIT MEN'S

Steel Stand/Cart + Graphite Cart

PLAYERFIT WOMEN'S

Graphite Cart

PROFILE MEN'S

Steel Stand + Graphite Cart

PROFILE WOMEN'S

Graphite Stand + Graphite Cart

PROFILE JGI JUNIOR

Graphite Stand

New Aurora Women's

Designed to deliver a premium experience that's perfect for every skill level. Thoughtfully crafted for female golfers, with care and attention to every detail, it's made to help you play your best and enjoy every moment on the course.

TOP OF THE LINE INNOVATION

Every club is expertly engineered for maximum distance, forgiveness, and easy launch—helping you play with more confidence on every swing.

MADE FOR WOMEN

Lightweight components and premium materials combine to create a set optimized for women's playing characteristics.

PREMIUM PERFORMANCE, EFFORTLESS STYLE

This lightweight, versatile golf bag offers ample storage and protection for all your gear, complete with matching headcovers for a polished look.



New
Aurora Women's



<p>SET INCLUDES</p>	<p>Driver // 5-Wood // 5, 6-Hybrid // 7-PW // SW // Putter // Bag // (5) Headcovers</p>
<p>AVAILABLE IN</p>	<p>Cart (RH) Stand (RH)</p>
<p>FEATURES</p>	<p>ALL TITANIUM WITH FORGED FACE DRIVER Highly Innovative titanium construction with a forged face provides ultimate forgiveness and distance combined with a premium feel.</p> <p>MAXIMUM FORGIVENESS IRONS Large, deep cavity back irons provide stability on mishits while maintaining a straight ball flight.</p> <p>PREMIUM GOLF BAGS AND HEADCOVERS Beautifully crafted for luxury and functionality, our cart or carry caters to everyone's preferences. Topping it off with the finest PU leather headcovers, and you have Aurora.</p>



PlayerFit Men's

A complete golf club set for men, with steel shafts and a versatile stand bag.



<p>SET INCLUDES</p>	<p>Driver *// 3-Wood* // 4, 5-Hybrid* // 6-PW+ // SW // Putter // Bag // (5) Headcovers *Graphite // +Graphite or Steel</p>
<p>AVAILABLE IN</p>	<p>CART (RH) STAND (RH/LH)</p>
<p>FEATURES</p>	<p>PREMIUM MATERIAL AND DESIGN Designed with premium fabrics, materials and finishes, for superior feel and uncompromising performance.</p> <p>IMPROVED EXPERIENCE FOR NEW PLAYERS Super game improvement design helps get the ball off the ground for longer flight and straighter shots.</p> <p>DELUXE GOLF BAG Every detail is meticulously enhanced, from the fabrics to the pocket geometry, in both the cart and stand offerings.</p>



PlayerFit Women's

A complete golf club set for women, with all graphite shafts and a stylish cart bag.



<p>SET INCLUDES</p>	<p>Driver *// 3-Wood* // 4, 5-Hybrid* // 6-PW // SW // Putter // Bag // (5) Headcovers *Graphite</p>
<p>AVAILABLE IN</p>	<p>CART (RH)</p>
<p>FEATURES</p>	<p>PREMIUM MATERIAL AND DESIGN Designed with premium components and finishes for superior feel and uncompromising performance.</p> <p>MADE FOR WOMEN Lightweight components and premium materials combine to create a set optimized for women's playing characteristics.</p> <p>IMPROVED EXPERIENCE FOR NEW PLAYERS Super game improvement design helps get the ball off the ground for longer flight and straighter shots.</p>



Profile Men's

The Profile Men's Complete Set is specially designed for new and improving golfers who value forgiveness, comfort, and dependable performance.



SET INCLUDES

Driver // 5-Wood // 5-Hybrid // 6-PW // SW // Putter // Bag // (3) Headcovers

AVAILABLE IN

MEN'S STAND RH // RH Tall // LH
Senior Cart RH
Teen Stand RH

FEATURES

SUITED FOR FASTER SWINGS

Shaft flex, club length, grip size and swing weight are engineered for faster swing speeds.

DESIGNED TO LAUNCH

Low center of gravity heads improve launch trajectory and produce greater distance.

QUALITY ENGINEERED BAG

Rugged design is player tested and exceeds Industry's toughest durability standards.



Profile Women's

The Profile Women's Complete Set is specially designed for new and improving golfers who value forgiveness, comfort, and dependable performance.



<p>SET INCLUDES</p>	<p>Driver // 5-Wood // 5-Hybrid // 6-PW // SW // Putter // Bag // (3) Headcovers</p>
<p>AVAILABLE IN</p>	<p>Cart RH Standard and Petite / LH Standard STAND RH Standard</p>
<p>FEATURES</p>	<p>FIT FOR WOMEN Shaft flex, club length, grip size and swing weight best match the physical geometries and swing characteristics of women.</p> <p>DESIGNED TO LAUNCH Low center of gravity heads improve launch trajectory and produce greater distance.</p> <p>QUALITY ENGINEERED BAG Rugged design is player tested and exceeds Industry's toughest durability standards.</p>

*New colorway, coming 2026

New Profile Junior

Beginner golf clubs that give junior players the feel of a custom set.



LARGE



MEDIUM



SMALL



LARGE AGES 11-14



MEDIUM AGES 8-11



SMALL AGES 5-8

SIZES	LARGE AGES 11-14	MEDIUM AGES 8-11	SMALL AGES 5-8
AGES	Custom fit for youth golfers 56" to 63" tall	Custom fit for youth golfers 50" to 56" tall	Custom fit for youth golfers 40" to 50" tall
SET INCLUDES	Driver // Hybrid // 5, 7-Iron // Wedge // Putter // Bag // (2) Headcovers	Driver // Hybrid // 7-Iron // Wedge // Putter // Bag // (2) Headcovers	Driver // 7-Iron // Wedge // Putter // Bag // (1) Headcover
AVAILABLE IN	STAND (RH/LH) Black	STAND (RH/LH) Grey	STAND (RH/LH) Silver
FEATURES	<p>TRUE JUNIOR SPEC Junior shaft flex, grip size, club length and weight help beginners have a better experience.</p> <p>DESIGNED TO LAUNCH Low weighted heads improve launch trajectory and produce greater distance.</p> <p>QUALITY ENGINEERED BAG Rugged design is player tested and exceeds Industry's toughest durability standards.</p>		



Golf Gloves

Golf Gloves

Every glove in the Wilson lineup is crafted with precision—delivering the perfect blend of performance, feel, and long-lasting durability for every round.



STAFF
MODEL®



CONFORM



GRIP
PLUS



NEW JUNIOR



RAIN



WINTER



MITTEN

Staff Model® Golf Glove

Designed to the specifications of the world's best golfers, this tour-caliber golf glove is exquisitely soft with long-lasting playability.



AVAILABLE IN

GLOVE HAND LEFT REGULAR

S // M // ML // L // XL

GLOVE HAND LEFT CADET

S // M // ML // L // XL

GLOVE HAND RIGHT REGULAR

S // M // ML // L // XL

FEATURES

SUPER SOFT

Exclusive, hand-selected super soft cabretta leather provides tour-approved feel

EXTREME COMFORT

Reversed thumb seam and pre-curved fingers yield a flawlessly smooth feel

PERFECT FIT

This glove is cut to tour player specifications and is Advisory Staff approved



Grip Plus Golf Glove

The Grip Plus glove combines synthetic leather, technical fabric, and Cabretta leather for grip, feel, performance, and durability.



MEN'S

WOMEN'S

AVAILABLE IN

GLOVE HAND LEFT REGULAR

S // M // ML // L // XL // XXL

GLOVE HAND LEFT CADET

S // M // ML // L // XL

GLOVE HAND RIGHT REGULAR

S // M // ML // L // XL

GLOVE HAND LEFT REGULAR

S // M // L

GLOVE HAND RIGHT REGULAR

S // M // L

FEATURES

CABRETTA THUMB AND PALM PATCH

Unique, super soft leather retains softness and provides optimum grip control.

MESH KNUCKLES

Antimicrobial performance mesh dissipates heat and moisture for ultimate breathability.

SYNTHETIC UPPER

A high-tech perforated synthetic upper perfects the fit and increases airflow.

Conform Golf Glove

The Conform glove is an innovative glove perfect for the golfer seeking a longer lasting and more breathable glove.



MEN'S

WOMEN'S

AVAILABLE IN

GLOVE HAND LEFT REGULAR

S // M // ML // L // XL // XXL

GLOVE HAND LEFT CADET

S // M // ML // L // XL

GLOVE HAND RIGHT REGULAR

S // M // ML // L // XL

GLOVE HAND LEFT REGULAR

S // M // L

FEATURES

PREMIUM CABRETTA LEATHER

Unique, super soft TackTeck leather retains softness and provides optimum grip control.

COOL MESH DESIGN

Updated sleek mesh design improves breathability and maximum flexibility

MADE TO LAST

The incorporated materials resist wear and tear round after round

New Junior Golf Glove

The Junior glove ensures a snug fit and durable performance for every swing.



JUNIOR

GLOVE HAND LEFT REGULAR

ONE SIZE

MADE TO LAST

The incorporated materials resist wear and tear round after round.

BUILT FOR COMFORT

Soft microfiber synthetic provides a comfortable feel and durable wear.

UNIVERSAL FIT FOR KIDS

The Wilson Fit all glove is constructed for universal fit for all junior hand sizes age 7-11.

AVAILABLE IN

SIZES

FEATURES

Seasonal Golf Gloves

There is no such thing as an off-season with Wilson's high-performing lineup of seasonal golf gloves.



	RAIN GLOVES	WINTER GLOVES	WINTER MITTENS
AVAILABLE IN	GLOVE PAIR Regular	GLOVE PAIR Regular	GLOVE PAIR Regular
SIZES	S // M // ML // L // XL	S // M // ML // L // XL	One Size
FEATURES	<p>NON-SLIP GRIP Microfiber construction provides a dependable grip in wet conditions</p> <p>MOISTURE-RESPONSIVE PALM The tackiness of the palm increases as the gloves get wetter, with a mesh top to allow the glove to dry quickly</p>	<p>SOFT AND WARM The brushed fleece top insulates warmth and provides comfort, while the stretch knit cuff seals out air flow</p> <p>MICROFIBER SUEDE PALM The suede palm provides a dependable grip in various weather elements</p>	<p>GUARANTEED WARMTH The water repellent nylon shells keep hands dry, a micro-fleece lining maintains warmth and the adjustable cuff seals out air flow</p> <p>ZIP POCKETS Located over the fingers, zip pockets secure hand warmers (not included) for warmth where it's needed most</p>



Headwear

Headwear

Wilson headwear is where performance meets style. Featuring the iconic Wilson mark, each piece is designed with timeless appeal—whether you're on the course or in the clubhouse.



Everyday

	TOUR CAP	TOUR VISOR
STYLE	Lower profile fit with regular curve bill. Premium lightweight form-fitting fabric.	Tour inspired high brim visor with adjustable strap.



Everyday

	PERFORMANCE CAP	PERFORMANCE ROPE CAP
STYLE	Lower profile fit with regular curve bill. Premium lightweight form-fitting fabric.	Structured front. Laser perforated mesh panels with stylish rope.



Everyday

	VISOR
STYLE	Quick dry sweat band with adjustable closure.



Seasonal

	SUN BUCKET HAT	RAIN BUCKET HAT	TOUR BEANIE
STYLE	Low profile. Lightweight breathable fabric, moisture wicking and an adjustable chinstrap.	Low profile. Moisture repellent fabric, seamed stitch lines and an adjustable chinstrap.	Fits all head sizes. Tightly woven acrylic and warm inner fleece lining.



Gear

Gear

Built with premium materials and designed for everyday performance, Wilson gear is the finishing touch that completes your game.



Travel Gear

	TOUR TRAVEL COVER	TOUR CARRY ON	TOUR BACKPACK	TOUR SHOE BAG	TOUR HOLDALL
FEATURES	Tour quality travel cover, hard wearing nylon fabric, YKK zippers, 3 zip pockets, reinforced base and wheels	Tour quality carry on luggage, hard wearing nylon fabric, 5 zip pockets, reinforced sides and wheeled base and a retractable handle	5 zip pockets and 7 open storage pockets, comfortable double strap with extra padded back support	Full zip opening, mesh vented sides, with convenient carry handle	Wide opening top, 3 zip pockets

Accessories




	TOUR TOWEL	TRI FOLD TOWEL	TOUR UMBRELLA
FEATURES	As used on the Tour Heavy duty microfiber (100% Polyester) Waffle-like weave pattern Bag loop Size: 16" x 36" Printed logo	Heavy duty microfiber (100% Polyester) Waffle-like weave pattern Carabineer clip Size: 16" x 21"	As used on the Tour Double rib heavy duty frame Double canopy construction High wind resistance Extra large 68" canopy Ergonomic non-slip rubber handle Matching protective sheath



NFL[®] Licensed

NFL® Licensed

Step onto the course with your team. Choose from all 32 NFL teams and showcase your loyalty with refined craftsmanship that brings the passion of the game to every round.



DUO SOFT® NFL TEAM GOLF BALLS

Golfers can represent their team from tee to green with the new NFL DUO Soft® Golf Balls.

NFL TEAM CART GOLF BAG

Tee off with your team. Choose from all 32 NFL teams and bring the fandom (and rivalry) to the fairway.

NFL TEAM STAND GOLF BAG

Tee off with your team. Choose from all 32 NFL teams and bring the fandom (and rivalry) to the fairway.

FEATURES

DUO Soft® NFL Team Golf Balls



CHICAGO BEARS



**ARIZONA
CARDINALS**

**ATLANTA
FALCONS**

**BALTIMORE
RAVENS**



**BUFFALO
BILLS**

**CAROLINA
PANTHERS**

**CINCINNATI
BENGALS**



**CLEVELAND
BROWNS**

**DALLAS
COWBOYS**

**DENVER
BRONCOS**

**DETROIT
LIONS**



**GREEN BAY
PACKERS**

**HOUSTON
TEXANS**

**INDIANAPOLIS
COLTS**

**JACKSONVILLE
JAGUARS**

**KANSAS CITY
CHIEFS**

**LAS VEGAS
RAIDERS**

**LOS ANGELES
CHARGERS**



**LOS ANGELES
RAMS**

**MIAMI
DOLPHINS**

**MINNESOTA
VIKINGS**

**NEW ENGLAND
PATRIOTS**

**NEW ORLEANS
SAINTS**

**NEW YORK
GIANTS**

**NEW YORK
JETS**



**PHILADELPHIA
EAGLES**

**PITTSBURGH
STEELERS**

**SAN FRANCISCO
49ERS**

**SEATTLE
SEAHAWKS**

**TAMPA BAY
BUCCANEERS**

**TENNESSEE
TITANS**

**WASHINGTON
COMMANDERS**

NFL® Team Cart Golf Bags

CHICAGO BEARS



ARIZONA CARDINALS



ATLANTA FALCONS



BALTIMORE RAVENS



BUFFALO BILLS



CAROLINA PANTHERS



CINCINNATI BENGALS



CLEVELAND BROWNS



DALLAS COWBOYS



DENVER BRONCOS



DETROIT LIONS



GREEN BAY PACKERS



HOUSTON TEXANS



INDIANAPOLIS COLTS



JACKSONVILLE JAGUARS **KANSAS CITY CHIEFS** **LAS VEGAS RAIDERS** **LOS ANGELES CHARGERS** **LOS ANGELES RAMS** **MIAMI DOLPHINS** **MINNESOTA VIKINGS** **NEW ENGLAND PATRIOTS** **NEW ORLEANS SAINTS**



NEW YORK GIANTS **NEW YORK JETS** **PHILADELPHIA EAGLES** **PITTSBURGH STEELERS** **SAN FRANCISCO 49ERS** **SEATTLE SEAHAWKS** **TAMPA BAY BUCCANEERS** **TENNESSEE TITANS** **WASHINGTON COMMANDERS**

NFL® Team Cart Golf Bags

FEATURES

POCKETS FOR EVERYTHING

Featuring 11 pockets, this bag offers massive amounts of usable storage for all of your accessories.

MASSIVE COOLER POCKET

Keep ample snacks and beverages temperature controlled on the course.

TAILORED TO YOUR TEAM

Enhanced with new features including your team's logo, team's slogan, the NFL Shield, and a unique patch commemorating the official Wilson Game Ball of the NFL partnership since 1941

NFL® Team Stand Golf Bags



ARIZONA
CARDINALS

ATLANTA
FALCONS

BALTIMORE
RAVENS

BUFFALO
BILLS

CAROLINA
PANTHERS

CINCINNATI
BENGALS

CLEVELAND
BROWNS

DALLAS
COWBOYS

CHICAGO
BEARS



DENVER
BRONCOS

DETROIT
LIONS

GREEN BAY
PACKERS

HOUSTON
TEXANS

INDIANAPOLIS
COLTS



JACKSONVILLE
JAGUARS

KANSAS CITY
CHIEFS

LAS VEGAS
RAIDERS

LOS ANGELES
CHARGERS

LOS ANGELES
RAMS

MIAMI
DOLPHINS

MINNESOTA
VIKINGS

NEW ENGLAND
PATRIOTS

NEW ORLEANS
SAINTS



NEW YORK
GIANTS

NEW YORK
JETS

PHILADELPHIA
EAGLES

PITTSBURGH
STEELERS

SAN FRANCISCO
49ERS

SEATTLE
SEAHAWKS

TAMPA BAY
BUCCANEERS

TENNESSEE
TITANS

WASHINGTON
COMMANDERS

NFL® Team Stand Golf Bags

MAGNETIC GPS POCKET

Easily access your GPS or rangefinder with a conveniently located magnetic closure pocket.

STURDY CONSTRUCTION

With a durable stand mechanism, abrasion resistant material, and high-quality pockets, this bag is built to endure all elements.

TAILORED TO YOUR TEAM

Enhanced with new features including your team's logo, team's slogan, the NFL Shield, and a unique patch commemorating the official Wilson Game Ball of the NFL partnership since 1941

FEATURES



Custom Products

Crafted by Wilson. Designed by You.

When you need high-quality, beautifully detailed custom gear—and you want it fast—order from the Wilson Custom Shop. Design your own unique balls, bags, or gloves, and let us show you how quick and easy custom can be.



83%
OF ORDERS SHIP WITHIN
72 HOURS
OF APPROVED ARTWORK

Wilson

Wilson Sporting Goods Co.
130 East Randolph Street,
Suite 600
Chicago, IL 60601

© 2025 WILSON
SPORTING GOODS CO.
All Rights Reserved /
Printed in USA
25-1301

This catalog contains the registered and unregistered trademarks of Wilson Sporting Goods Co. as reflected by the names used herein.

NFL is a registered trademark of the National Football League.

Trademarks advertised other than those of Wilson Sporting Goods Co. are properties of their respective companies.

NOTE: The display of logos in this catalog does not constitute an endorsement or sponsorship of Wilson merchants by the respective organization.