



Accessibility Statement

Prepared by:

Kirsty Watt kirsty@gras.co
on behalf of GRAS

GRAS address:

1 Customs Wharf, Custom Lane

Edinburgh, EH6 6AL

Contact Number:

+44 (0) 131 467 7777

Email:

practice@gras.co

Custom Lane reception contact no:

+44(0) 131 510 7571

Custom Lane Building Manager:

emily@customlane.co

GRAS
Custom Lane
1 Customs Wharf
Edinburgh, EH6 6AL

practice@gras.co

GRAS and Custom Lane are passionate that our spaces are accessible to everyone as far as practicable and welcome the opportunity to better aid the people that visit us.

This accessibility audit report is based on a collective assessment of the building GRAS operates within. Recommendations were provided based on general good practice and our understanding of the compliance of the building in reference to Building (Scotland) Act 2003, Equality Act 2010 and British Standard 8300-2:2018.

We believe that inclusivity relies on feedback and consistent review so if there are any measures that would help make our space more accessible to you please get in touch with the GRAS studio or Custom Lane reception to discuss accommodations that can be made now and in the future.



History of the building

GRAS' studio space sits within Custom Lane, occupying part of a 19th-century Custom House in Leith. Custom Lane have worked closely with Scottish Historic Buildings Trust (SHBT) who manage the site on behalf of the City of Edinburgh Council. Custom Lane's ground floor is open to the public and accommodates a café, gallery, event space and workshop. The upper floor has been renovated by GRAS to create an open co-working space, studio bays and GRAS studio.

As Custom Lane is a tenant to SHBT / City of Edinburgh Council, and the building is Category A Listed and within a Conservation Area, there are unfortunately limitations to what can practicably be done in the space. GRAS and Custom Lane strive to implement small interventions that improve accessibility over time.

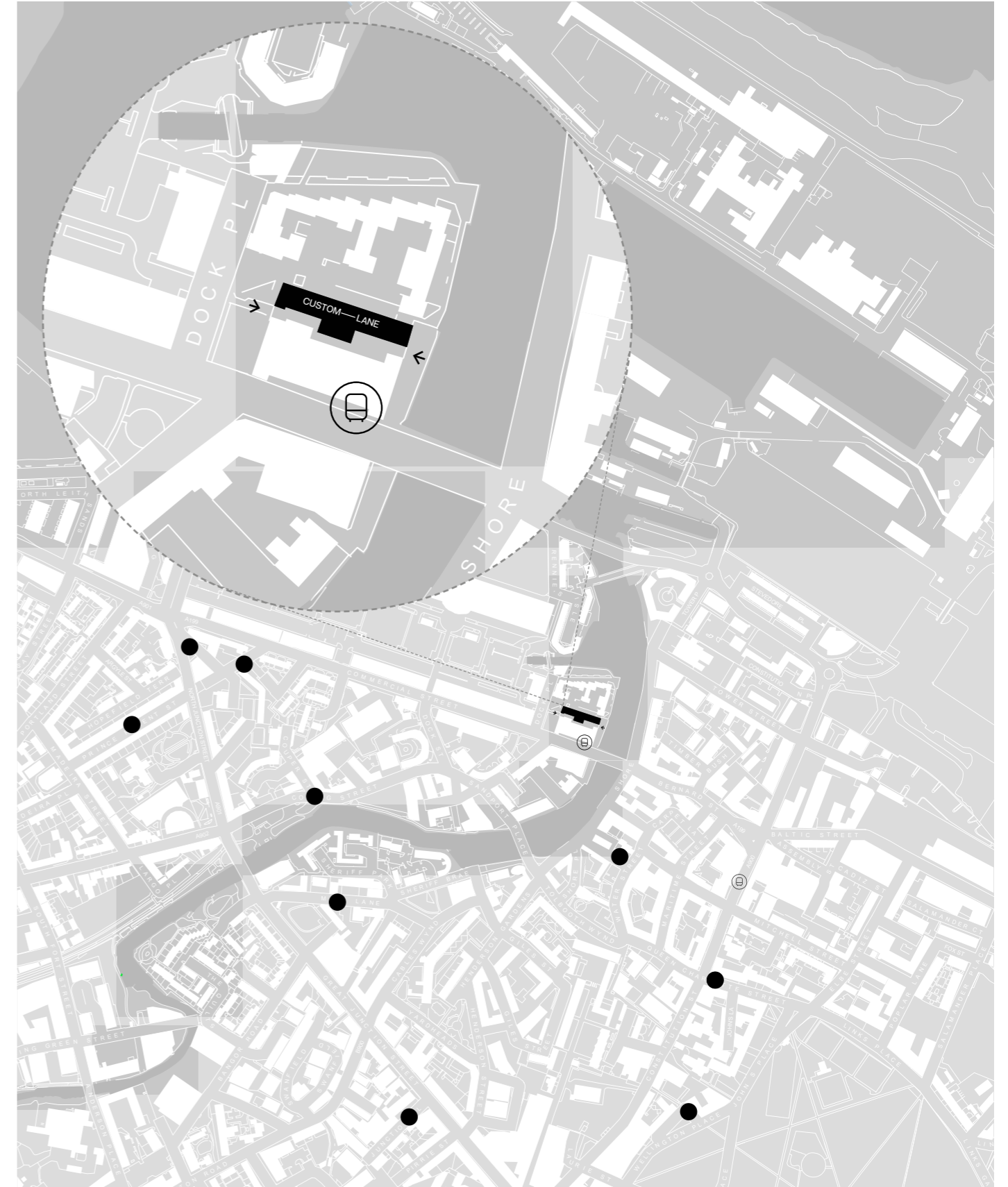


Transport Links

There is accessible public transport (bus) within 500 metres or taxis if required.

Key

- Disabled parking space(s)
- Ⓟ Public transport link



Parking

There are on street parking spaces for disabled people nearby. With prior notice, GRAS can organise disabled parking users visiting the practice to utilise both of the 2 (adjacent) GRAS parking spaces in this car park, which would allow sufficient width for wheelchair users to get in and out of the vehicle. These 2 spaces are the ones utilised in the photo above. There is sufficient space to the rear. →



Please note that access to the building is via a cobbled lane.

Disabled drivers or passengers should contact the GRAS studio to access parking spaces: +44 (0) 131 467 7777
practice@gras.co

Entrance

There is a drop off point available for visitors via Custom Wharf but there is cobbled access to the entrance. A second drop off point at Dock Place is available. →



Visitors with a disability are able to enter the building by the same main entrance as other users 9am-5pm. Out with these hours it would need to be prior arranged with reception as there are gates with a non-accessible hatch closed at 5pm.

The clear door width of the entrance in to the building is 1380mm. If only the large leaf of the door is open the clear opening is 890mm. Please contact the GRAS studio if the second leaf is not open.




To the rear entrance on Dock Place there is uneven surface to the back (ramped) entrance to the event space. Edinburgh Tool Library and Custom Lane are working on a mat being made available on request for level access from Dock Place. Please see above note. The clear door width opening to the main entrance to the building is 1300 mm.

There are stairs (16 steps and 2no. handrail) into the GRAS studio from the Ground Floor main entrance. These have a handrail but are not recommended for users of mobility aids due to stair tread material.

Between the GRAS studio and the meeting space there are 8 steps with no handrail.

There is an accessible ramp with no handrail between reception and the event space with a ratio of 1:13.

Doors are not automatic, however assistance can be given to open them if required.




Other Working Spaces

An alternative working / meeting space is available in the hybrid coworking and event space. It is on the Ground Floor and accessible with a small ramp. The main meeting room is not wheelchair accessible.

Seating

The seating in the event space may not be comfortable for disabled or elderly users but cushions are available. Seats with a hard back can also be made available.



Reception Desk

The reception desk is 650mm high which is lower than the preferred height of 760mm in BS8300. This should not pose an issue for users accessing the desk upon arrival at the space.

There is currently limited signage throughout Custom Lane but this is under review. GRAS studio or Custom Lane Reception can be called during working hours if there are uncertainties.

Custom Lane Reception number is +44(0) 131 510 7571



Accessible Toilet

There is an accessible toilet designed for people with a disability on the Ground Floor.

The accessible toilet does not have anything being stored in it. There is an Emergency cord and it is hanging approx 150mm off the ground.



Sound

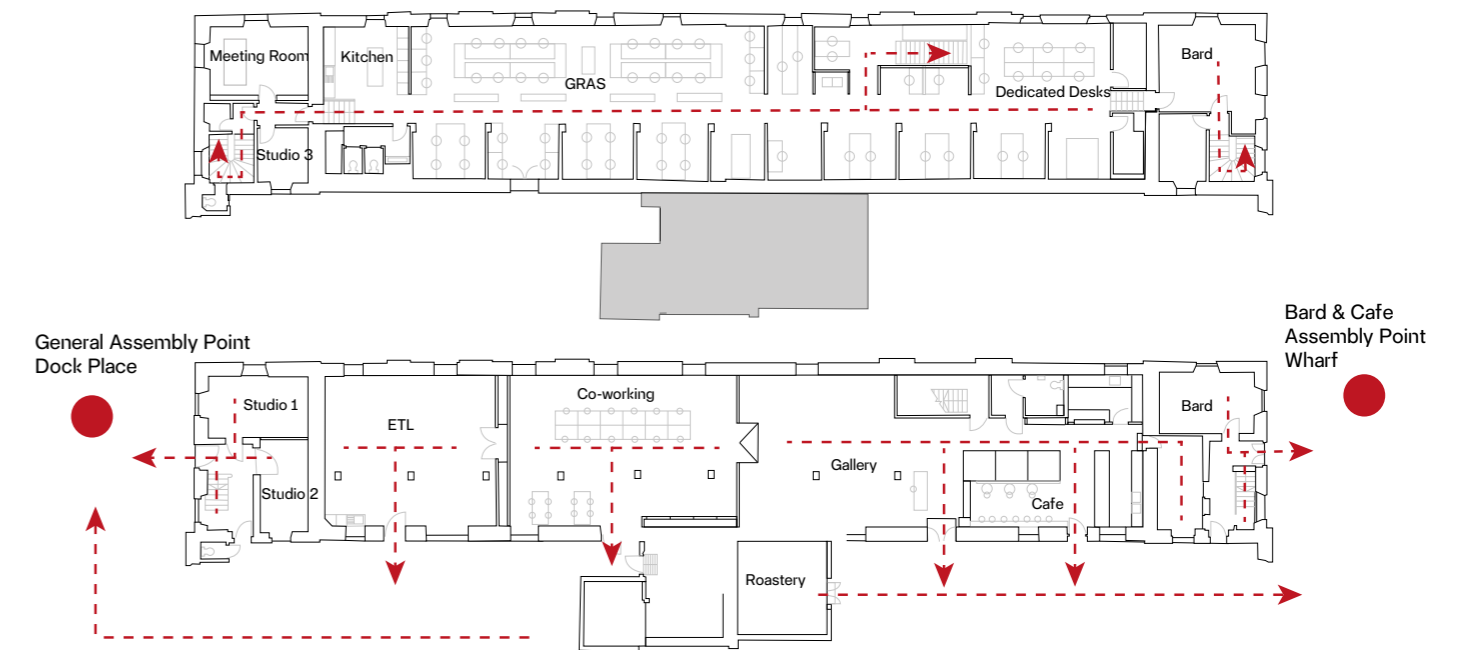
There is not currently an induction loop or infra red sound improvement system. Hiring a portable induction loop can be arranged on request but this would be more suitable for small meetings.

Guide / Assistance Dogs

Guide or assistance dogs are welcome in the building but the Office Manager or Building Manager should be notified in advance so that this can be communicated to the landlord. There is a water bowl available and local areas for exercise.



Emergency Evacuation Procedures



The fire alarm is not currently audible to deaf users but the Fire Wardens will ensure to alert deaf and hard of hearing users of a fire.

The needs of disabled users have been communicated to the Reception team and the Fire Wardens but if an individual has specific requirements they should raise these with the Office Manager or Custom Lane Receptionist to develop a personalised evacuation plan.

Need this in another format?
Have feedback for us or accommodations not included in this document?

Please contact the GRAS practice@gras.co or Custom Lane hello@customlane.co