
Code Prompting: a Neural Symbolic Method for Complex Reasoning in Large Language Models

Yi Hu Haotong Yang Zhouchen Lin Muhan Zhang

Institute for Artificial Intelligence, Peking University

huyi2002@stu.pku.edu.cn

{haotongyang, zlin, muhan}@pku.edu.cn

Abstract

Large language models (LLMs) have scaled up to unlock a wide range of complex reasoning tasks with the aid of various prompting methods. However, current prompting methods generate natural language intermediate steps to help reasoning, which can cause imperfect task reduction and confusion. To mitigate such limitations, we explore code prompting, a neural symbolic prompting method with both zero-shot and few-shot versions which triggers code as intermediate steps. We conduct experiments on 7 widely-used benchmarks involving symbolic reasoning and arithmetic reasoning. Code prompting generally outperforms chain-of-thought (CoT) prompting. To further understand the performance and limitations of code prompting, we perform extensive ablation studies and error analyses, and identify several exclusive advantages of using symbolic promptings compared to natural language. We also consider the ensemble of code prompting and CoT prompting to combine the strengths of both. Finally, we show through experiments how code annotations and their locations affect code prompting.

1 Introduction

Recent years have seen huge revolutions in the field of Natural Language Processing (NLP) regarding the shockingly fast development of large language models (LLMs) [Brown et al., 2020, OpenAI, 2023, Touvron et al., 2023, Zhang et al., 2022a, Thoppilan et al., 2022, Chowdhery et al., 2022, Raffel et al., 2020]. The scaling law [Kaplan et al., 2020] suggests a promising way to enhance a language model by scaling up the model size. According to Qin et al. [2023], OpenAI [2023], LLMs have shown certain levels of the ability to solve complex reasoning tasks. Besides the size of LLMs, “prompt engineering” is crucial to the reasoning ability. Prompting methods like chain-of-thought prompting [Kojima et al., 2023, Wei et al., 2023] and least-to-most prompting [Zhou et al., 2023] lead LLMs to generate rationales before the final answer and unlock a wide range of complex reasoning tasks. However, the model performance is highly dependent on the prompt design. How to craft simple, effective and general-purpose prompts still remains a hotly-debated open question.

A large number of works have proposed different prompting methods to facilitate LLM reasoning [Wei et al., 2023, Zhang et al., 2022b, Kojima et al., 2023, Zhou et al., 2023, Fu et al., 2023, Khot et al., 2023, Press et al., 2022]. These prompting methods induce LLMs to generate natural language intermediate steps before the final answer and enhance the reasoning ability of LLMs to a great extent. However, there still remain limitations. First, although these methods lead LLMs to solve the problems step by step, they fail to plan the whole process of solution ahead, which is likely to result in unreasonable task reduction. In other words, the “step” can be too big for the LLM to stride over. For example, in Figure 1, we show a case where the LLM is supposed to concatenate the last letters of the given words. Chain-of-thought prompting leads the LLM to first extract the last letter of each word and then concatenate all the letters together **in one step**. However, the step may be too difficult for the LLM with the number of letters increasing, resulting in wrong answers. Second, ambiguity

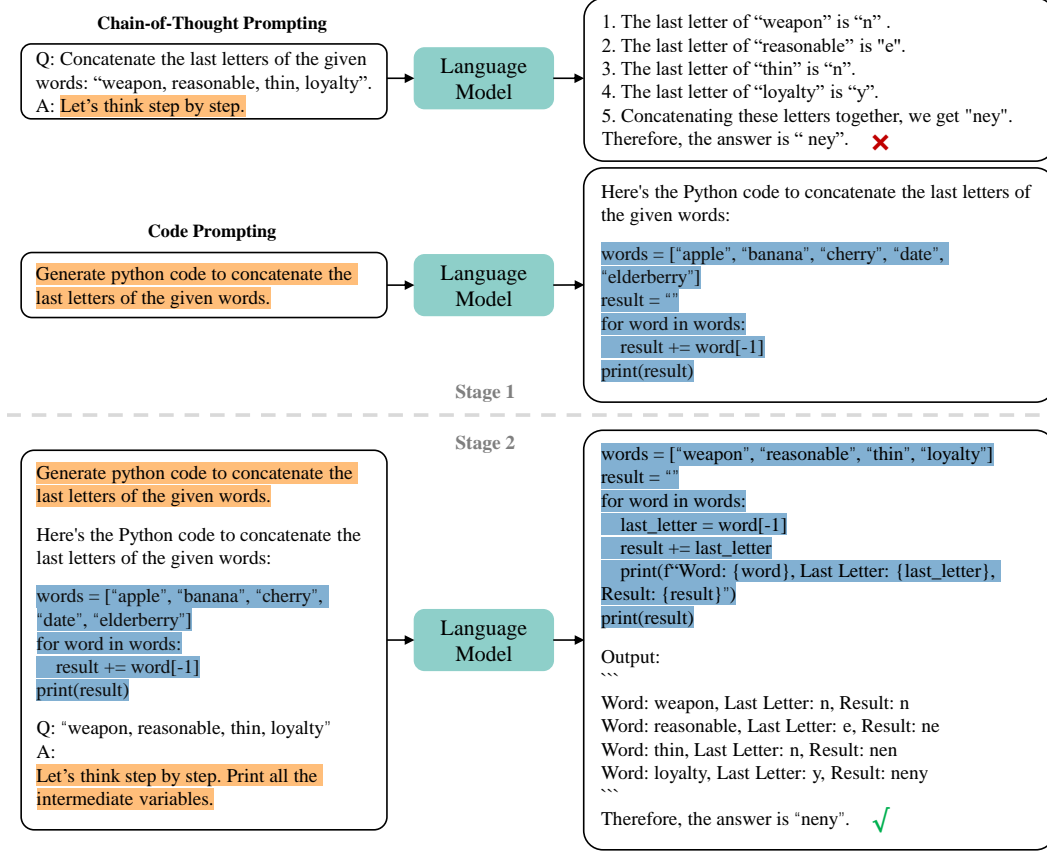


Figure 1: The pipelines of zero-shot CoT prompting and zero-shot code prompting.

naturally lies in natural language. Rationales of natural language may also cause confusion, thus misleading the reasoning process.

To mitigate the limitations of the above methods, we consider combining neural methods with symbolic ones, as symbolic methods have structured, unambiguous representations and computation flows, which may make the reasoning process more accurate and alleviate the effect of ambiguity. Specifically, we induce neural methods (LLMs) to **first generate symbolic solvers** (such as computation graphs) and let the symbolic solvers to **output the final answers**. Prior work of neural-symbolic methods constructs intermediate steps by formal languages instead of natural language [Amini et al., 2019, Chen et al., 2020a,b, Chiang and Chen, 2019, Roy et al., 2015, He-Yueya et al., 2023]. However, they are often limited to a specific field and have trouble generalizing to broader reasoning tasks.

To overcome the difficulties, recent works [Gao et al., 2023, Chen et al., 2022, Cheng et al., 2023, Chen et al., 2023] have tried to facilitate complex reasoning in LLMs with programs/code. As a general-purpose tool, code is machine-executable, LLM-producible, and can define flexible computation graphs. We follow the works and further explore code prompting, a neural-symbolic way to enhance the reasoning ability of LLMs. As the corpus on which LLMs are pre-trained expands to contain code, LLMs are naturally endowed with the ability to generate code following certain instructions [Chen et al., 2021]. We expect to leverage the code generation ability of LLMs to promote reasoning. Our code prompting is a two-stage method with the pipeline shown in Figure 1. To solve a specific question, code prompting first guides LLMs to generate a piece of code. To fully exploit the reasoning ability of pure LLMs, we explore two ways of leveraging code prompting. One is to instruct LLMs to follow the generated code to complete the reasoning process and finally give the answer. The other is to call an external compiler to execute the code.

We find out in experiments that code works as a mind map for the LLM and reduces the task into sub-tasks represented by separate operations in the code. As the separate operations in code are often easy for LLM, the task reduction greatly facilitates LLMs to solve the complex reasoning problems step by step by themselves. Besides, code is a formal language without ambiguity, which eliminates

confusion caused by ambiguity in natural language and makes the reasoning process more robust. Regarding the limitations of prior neural-symbolic methods, code is a formal language with the potential to adapt to a wide range of tasks.

We evaluate code prompting on 7 datasets involving symbolic and arithmetic reasoning. We show that for symbolic reasoning, zero-shot code prompting outperforms zero-shot chain-of-thought prompting by at least 26.2% (71.0% \rightarrow 97.2%) in the last letter concatenation task and by 11.7% (75.3% \rightarrow 87.0%) in average in the task of coin flip even without the help of external tools like a Python interpreter. For arithmetic reasoning, zero-shot code prompting generally outperforms zero-shot chain-of-thought prompting, and few-shot code prompting is highly competitive to the baselines.

We further dig into the failure cases of code prompting. Through error analysis, we identify several limitations of the method in addition to some key aspects of its success. Moreover, we find out that code prompting and chain-of-thought prompting can lead the LLM to think from different angles, suggesting a combination of both methods, which achieves 87.95% accuracy on GSM8K.

2 Related Work

Prompt engineering. Recently, various prompting methods have emerged to boost LLM reasoning [Wei et al., 2023, Zhang et al., 2022b, Kojima et al., 2023, Zhou et al., 2023, Fu et al., 2023, Khot et al., 2023, Press et al., 2022]. They have shown effectiveness in a wide range of reasoning tasks. Classified based on whether specific exemplars are provided, prompting methods can be divided into zero-shot prompting and few-shot prompting. For example, the widely-used technique chain-of-thought prompting has a zero-shot version [Kojima et al., 2023] and a few-shot version [Wei et al., 2023]. Few-shot prompting calls for manually constructed task-specific demonstrations, so it is more costly. Zhang et al. [2022b] introduced a way to automatically construct few-shot demonstrations based on zero-shot prompting to save the manual cost. In this paper, we introduce both zero-shot and few-shot code prompting and show the competitive results of both versions regarding symbolic and arithmetic reasoning. Existing prompting methods can also be divided into single-step prompting and multi-step prompting methods. CoT prompting [Kojima et al., 2023, Wei et al., 2023] is a classic single-step prompting method. A recent work [Zhou et al., 2023] has introduced least-to-most prompting, which is a multi-step prompting method that first divides a question into several sub-questions and then guides the LLM to solve each question sequentially. Least-to-most prompting is limited to a few-shot version and requires careful hand-crafting of demonstrations which vary significantly from task to task. Thus, it is less general than CoT and our code prompting.

Program-aided reasoning. Prior works have shown that programs generated by LLMs may facilitate reasoning [Gao et al., 2023, Chen et al., 2022, Chowdhery et al., 2022]. A recent work demonstrates a similar idea of using code to elicit LLM reasoning, which is called Program-aided Language Models (PAL) [Gao et al., 2023]. We follow the work and dig deeper into code prompting: 1) PAL is a few-shot prompting method, while we investigate both zero-shot and few-shot code prompting. We show that zero-shot code prompting matches or even exceeds PAL in arithmetic reasoning tasks. Besides, we improve the few-shot performance too. 2) We offer another option on the second stage of final answer generation, namely directly asking LLM to generate the final answer according to the code, instead of calling a Python interpreter as in Gao et al. [2023]. Our experiments on using LLM in the second stage further prove that code prompting indeed assists reasoning in LLM even without executing the code and that symbolic and arithmetic reasoning abilities are self-contained for LLMs. 3) We discuss some key limitations and insights of code prompting through error analysis. These points help us understand the power of code prompting better and motivate us to combine CoT and code prompting.

LLMs with external tools. Code prompting has an option to adopt a Python interpreter as an external tool to assist the LLM to complete the tasks. The concept of augmenting LLMs with external tools has drawn much attention [Khot et al., 2023, Cheng et al., 2023, Press et al., 2022]. A similar work [Cheng et al., 2023] also uses programs to assist LLM reasoning. However, they focus on generating SQL or SQL-like programs to deal with questions of reasoning with tables. Besides, a recent work [Chen et al., 2023] introduces a method of teaching LLMs to debug their generated program with the help of feedback from a code interpreter. In our work, we equip code prompting with a similar technique. However, we consider reasoning tasks while Chen et al. [2023] focuses on tasks of text-to-code or code-to-code generation.

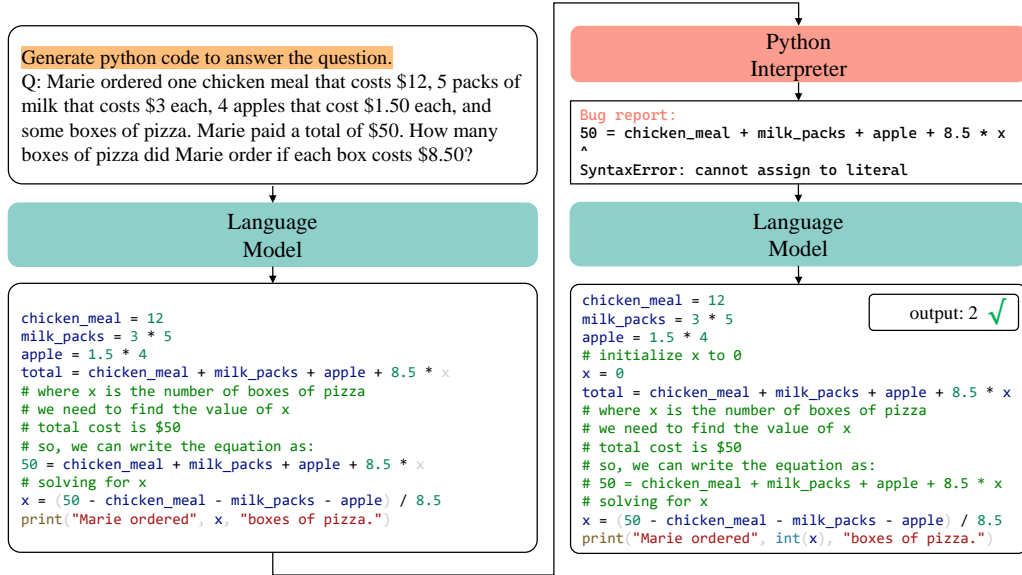


Figure 2: The pipeline of “self-debugging”.

3 Code Prompting

Code prompting guides LLMs to solve a complex problem in two stages:

1. **Code Generation.** In the first stage, the prompt asks the LLM to generate Python code to solve the problem. We test on both zero-shot and few-shot prompting. The zero-shot prompt is simply “Generate python code to {task description}.”. The few-shot prompt consists of exemplars of questions followed by corresponding code.
2. **Based-on-code Solution.** The second stage is for solving the problem on the basis of the code generated in the first stage. We compare two different methods. The first method is to still ask the LLM to generate rationales and the solution to the problem according to the code. The second method is to directly use an external Python interpreter to execute the code.

In Figure 1, we show the pipeline of zero-shot code prompting in the task of last letter concatenation introduced by Wei et al. [2023], which is a commonly used benchmark for symbolic reasoning [Wei et al., 2023, Kojima et al., 2023, Zhou et al., 2023, Zhang et al., 2022b]. In the first stage, we use the zero-shot prompt to guide the LLM to output a piece of code for the task. To be more specific, we prompt the LLM with the instruction “Generate python code to concatenate the last letters of the given words.”. In the second stage, the LLM is given the code it generates in the first stage and the specific question. Additionally, we add the sentence “Let’s think step by step. Print all the intermediate variables.” to the prompt to further elicit the reasoning ability of the LLM.

As mentioned before, the first stage (code generation) has the option of few-shot prompting instead of zero-shot prompting, and the second stage (solution) has the option of using an external code interpreter instead of prompting the LLM. They are not shown in the figure.

Self-debugging If a python interpreter is used in the second stage, we can equip code prompting with a “self-debugging” module. That is, when the interpreter returns errors (not often, the code is runnable in most cases), we simply append the generated code (with bugs) and the bug report to the original model input to prompt the LLM again. The pipeline of the “self-debugging” module is shown in Figure 2. We show in experiments that state-of-the-art LLMs are capable of learning from the bug report and fixing the code.

In the following experiments, we show the results of code-prompting for symbolic reasoning and arithmetic reasoning. We conduct all the experiments on the model gpt-3.5-turbo (ChatGPT) and set the temperature to 0 unless otherwise specified.

4 Symbolic Reasoning

4.1 Tasks

We consider two symbolic reasoning tasks introduced by Wei et al. [2023] and widely used in Wei et al. [2023], Kojima et al. [2023], Zhou et al. [2023], Zhang et al. [2022b].

Last letter concatenation. The task asks LLMs to concatenate the last letters of given words. We follow Zhou et al. [2023] to construct word lists by randomly selecting words from five thousand words of the Wikipedia frequency list. We construct word lists of lengths 4, 8 and 12. For each length, we test the prompting methods on 500 word lists, which form a test dataset of 1,500 samples.

Coin flip. The task requires LLMs to answer whether a coin is still heads up after several people flipped or did not flip it. The number of people varies from 3 to 5. For each certain number of people, we construct 500 questions, which form a test dataset of 1,500 samples.

4.2 Methods

We consider zero-shot standard prompting and zero-shot chain-of-thought prompting as baselines. For our code prompting methods, we only consider zero-shot code prompting because the code for each question is basically the same so that the exemplars in few-shot code prompting may leak the answer. We also show the results of few-shot chain-of-thought prompting for reference.

Zero-shot Standard Prompting. Zero-shot standard prompting has the form of “Q: {question}\nA:”. This prompting method reflects the symbolic reasoning ability of the LLM without any prompt engineering.

Zero-shot Chain-of-Thought Prompting. Zero-shot chain of thought prompting (zero-shot CoT prompting) is introduced by Kojima et al. [2023]. As shown in Figure 1, “Let’s think step by step.” is appended to the question to elicit the LLM to generate chains of thought leading to the final answer.

Few-shot Chain-of-Thought Prompting. Few-shot chain of thought prompting (few-shot CoT prompting) is introduced by Wei et al. [2023]. We provide 2 exemplars for the task of last letter concatenation and 8 exemplars for the task of coin flip. See Appendix B for the demonstrations.

Zero-shot Code Prompting + LLM Self-contained. As is shown in Figure 1, our proposed method prompts the LLM to first generate task-specific code and then follow the code to generate the final answer. For zero-shot code prompting + LLM self-contained, we use the LLM itself to perform reasoning in the second stage. For the task of last letter concatenation, the prompt of the first stage is “Generate python code to concatenate the last letters of the given words.”; for the task of coin flip, the first-stage prompt is “A coin is heads up, there are some people, each one flipped or didn’t flip the coin. Generate python code to determine whether the coin is still heads up.” The prompt we use in the second stage is “Q: {question}\nA: Let’s think step by step. Print all the intermediate variables.”

Zero-shot Code Prompting + Python Interpreter. The first stage of the method is the same as zero-shot code prompting + LLM self-contained. In the second stage, we employ a Python interpreter to execute the code to get the final answer directly in the second stage.

4.3 Results

As shown in the Table 1, even without external tools like Python interpreter, code prompting outperforms the baseline prompting methods (here we mainly consider zero-shot CoT prompting) by at least 26.2% in the task of last letter concatenation and by 11.67% on average in the task of coin flip. Besides, the performance gain increases with the complexity of the questions, implying that code prompting has better generalization ability in terms of symbolic reasoning. Specifically, the performance gain grows from 26.2% to 72.8% in the task of last letter concatenation when the length of word lists increases from 4 to 12, and in the task of coin flip, the performance gain rises from 0.0% to 18.0% with flip times increasing from 3 to 5. Compared to few-shot CoT prompting, zero-shot code prompting + Python interpreter generally performs better. Besides, it is noteworthy that zero-shot code prompting + LLM self-contained achieves better performance in the task of last letter concatenation without the help of Python interpreter. Even though few-shot CoT prompting outperforms code prompting + LLM self-contained in the task of coin flip, it should be noticed that few-shot methods are more costly due to the need for task-specific manual crafting of demonstrations.

Table 1: The accuracy (%) of zero-shot standard prompting, zero-shot CoT prompting, few-shot CoT prompting and zero-shot code prompting on last letter concatenation and coin flip.

	last letter concatenation			coin flip		
	l=4	l=8	l=12	#flips=3	#flips=4	#flips=5
zero-shot standard	7.4	2.0	2.6	22.6	17.2	16.8
zero-shot CoT	71.0	27.8	2.8	86.2	71.8	67.8
few-shot CoT	94.6	69.6	39.8	99.8	99.8	<u>99.0</u>
zero-shot code + LLM self-contained	<u>97.2</u>	<u>85.4</u>	<u>75.6</u>	86.2	88.8	85.8
zero-shot code + Python interpreter	99.4	99.8	99.8	99.8	99.8	99.4

We summarize the possible reasons for the outstanding performance of code prompting as follows:

1. **Abstraction and Simplification.** Code prompting urges the LLM to generate code from the question, which can be seen as a step of abstraction and simplification. For example, in both tasks, code prompting endows the LLM the ability to extract the “loop” nature of the question and leverages the nature explicitly in the code using “for” or “while” syntax in Python language. The LLM might benefit from the explicit identification of loop and switch to its recursive mode.
2. **Task Reduction.** Code prompting transforms a question into a program. Each line of the code can be seen as a sub-task. Sub-tasks that can be represented as a line of code are usually easy for the LLM to complete, and thus the question transformation actually generates friendly instructions for LLM reasoning. For example, as shown in Figure 1, in the task of last letter concatenation, CoT prompting guides the LLM to find the last letter of each word first and then concatenate them together. However, concatenating all letters in one step may be too difficult for the LLM when the number of letters is large. Meanwhile, code prompting leads the LLM to store the current result in a `string` and reduces the task to steps of extracting the last letter of a word and concatenating it to the `string` sequentially. Code prompting triggers a more reasonable task reduction, as the difficulty of each step is lower and does not grow with the number of words.
3. **Disambiguation.** The code generated by the LLM can be seen as a formalization of the question that eliminates the ambiguity in the original natural language questions. In contrast, other prompting methods like CoT may lead to confusion in the reasoning process. See Appendix C for examples.
4. **Explicit Template.** Through case-by-case observation, we discover that code generated in the first stage works as an explicit template, a mindmap for the LLM to conduct the reasoning process. LLM follows the code to complete the task. In comparison, CoT prompting fails to provide such an explicit template before reasoning, which proves in the experiments to be crucial.

5 Arithmetic Reasoning

5.1 Tasks

We consider five commonly used datasets for the task of arithmetic reasoning. (1) SingleEq [Koncel-Kedziorski et al., 2015], (2) AddSub [Hosseini et al., 2014], (3) MultiArith [Roy and Roth, 2016], (4) SVAMP [Patel et al., 2021], (5) GSM8K [Cobbe et al., 2021]. SingleEq, AddSub and MultiArith are from the MAWPS (MAth Word ProblemS) benchmark introduced by Koncel-Kedziorski et al. [2016]. Among the datasets, SingleEq and AddSub only take single-step calculation, while MultiArith, GSM8K and SVAMP contain harder math problems that require multi-step reasoning. See Appendix A.2 for more details of each dataset.

5.2 Methods

Zero-shot Chain-of-Thought Prompting. This method is the same as in §4.2.

Zero-shot Code Prompting. In the first stage, the prompt is “Generate python code to answer the question.\nQ:{question}”. In the second stage, we use an external Python interpreter. We additionally design several modules to augment code prompting, including **self-debugging**, **irrelevant information** (irr) and **equation instruction** (equ). The self-debugging is described in §3. For irrelevant information, we simply add an instruction “There may be irrelevant information in the

Table 2: The accuracy (%) of zero-shot CoT prompting, zero-shot code prompting, few-shot CoT prompting, PAL Gao et al. [2023] and few-shot code prompting on arithmetic reasoning.

	SingleEq	AddSub	SVAMP	MultiArith	GSM8K
<i>zero-shot methods</i>					
zero-shot CoT	93.11	86.08	78.20	96.67	81.58
zero-shot code (+self-debug)	97.64	91.65(+irr)	79.40	96.67	78.92(+equ)
<i>few-shot methods</i>					
few-shot CoT	95.47	90.63	77.10	98.50	82.11
PAL	97.64	89.11	79.50	97.00	79.45
few-shot code (+self-debug)	97.44	91.39(+irr)	79.60	97.33	80.59

question. If you find it, ignore it.” to the zero-shot prompt. For equation instruction, we provide an instruction on solving equations in Python using the package `sympy`. See Appendix D for more details.

Few-shot Chain-of-Thought Prompting. We consider few-shot CoT prompting introduced by Wei et al. [2023] as a baseline. The pipeline is shown in Appendix D. We use 3 of the exemplars introduced by Wei et al. [2023] for all the math world problems. See Appendix D for the exemplars.

Program-aided Language Models. We also consider the recent work Program-aided Language Models (PAL) introduced by Gao et al. [2023] as a baseline. PAL is a few-shot prompting method that uses program as prompts. We run the method on gpt-3.5-turbo using the same 3 exemplars.

Few-shot Code Prompting. In the first stage, we use the same 3 questions as few-shot CoT prompting to guide the LLM to generate code. We add **annotations** to raise the readability and further strengthen the method. In the second stage, we use an external Python interpreter. We also add augmenting modules, which are basically the same as in zero-shot code prompting. See Appendix D for more details. We also experiment on using LLMs to execute the code in the second stage, the results are shown in Appendix D.

5.3 Results

Table 2 presents the results. Note that few-shot code prompting in the table adds annotations at the end of each line of the code. Zero-shot code prompting outperforms the baselines by 4.53%, 5.57% and 1.20% in SingleEq, AddSub and SVAMP respectively. Nevertheless, zero-shot code prompting is 1.52% behind zero-shot CoT prompting in GSM8K. Few-shot code prompting generally outperforms PAL with the aid of annotations, except for a gap of 0.20% in SingleEq. Besides, few-shot code prompting outperforms few-shot CoT prompting by 1.97% in SingleEq, 0.76% in AddSub and 2.50% in SVAMP. However, code prompting is 1.17% and 1.52% behind few-shot CoT prompting in MultiArith and GSM8K respectively. We will discuss the errors in §5.4.

It is noteworthy that *zero-shot* code prompting generates competitive performance to *few-shot* CoT prompting and PAL. Compared with few-shot CoT prompting, zero-shot code prompting performs better in SingleEq, AddSub and SVAMP by 2.17%, 1.02% and 2.30%. Compared with PAL, zero-shot code prompting performs better in AddSub, and the performance gap in other datasets is no more than 0.53%. This demonstrates that with proper augmentations, zero-shot code prompting is close to few-shot performance.

5.4 Error analysis

AddSub. In AddSub, we find that the code generated by the LLM tend to contain irrelevant variables, thus disturbing it. See Appendix E for examples. The observation suggests code generation by LLMs is easy to be distracted by irrelevant information. This motivates the *irr* augmentation.

MultiArith. In MultiArith, the wrong answers from code prompting are mainly due to two reasons: 1) Code prompting is more sensitive to ambiguity in the question. See Appendix E for examples. (The feature of code prompting is discussed in detail in §6). 2) The groundtruth for some questions is wrong, while the predictions are correct. Examples are listed in Appendix E.

Table 4: Accuracy (%) of methods of few-shot code prompting w/ annotations or w/o annotations added at different locations of each line of the code. “Self-debugging” is not used here.

method	SingleEq	AddSub	MultiArith	SVAMP	GSM8K
few-shot code w/o ann	97.64	89.11	97.00	79.50	79.45
few-shot code w/ ann at the end	97.44	89.87	97.33	79.60	80.21
few-shot code w/ ann at the beginning	96.85	89.87	95.33	79.90	77.71

GSM8K. For the dataset GSM8K, we observe that the LLM struggles to solve equations in code. See error examples in Appendix E and Appendix E. This motivates the “equation instruction”. Besides, we find out through statistics that the error overlap of code prompting and CoT prompting is very small, suggesting that the two prompting methods lead LLMs to think from different angles. (See Appendix E for more detail.)

5.5 Ensemble of CoT and code prompting

Conceptually similar to Wang et al. [2023], we consider the ensemble of CoT prompting and code prompting based on voting. For each question, if both prompting methods generate the same answer, we accept the answer as the final answer; otherwise, we set the temperature to 0.7 and ask the LLM to generate n answers following each prompting method. Then we vote among the $2n$ answers to give the final answer. We also compare voting methods whose $2n$ answers are generated from the same prompting method. As shown in Table 3, ensemble methods outperform the baselines significantly. Further, the ensemble of two prompting methods surpasses only code prompting votes or only CoT prompting votes as we expected. See Appendix D for experiment details.

method	GSM8K
few-shot CoT	81.58
few-shot code	79.68
ensemble (only CoT votes)	87.49
ensemble (only code votes)	83.85
ensemble (both methods vote)	87.95

Table 3: Accuracy (%) of ensemble methods on GSM8K.

5.6 Ablation study

We add annotations in the exemplars of few-shot code prompting. To explore whether and where we should add the annotations, we conduct the following ablation experiments.

Do annotations matter? We compare the code prompting with and without annotations. As shown in Table 4, adding annotations generally raises the accuracy. This demonstrates the benefits of adding annotations for few-shot code prompting. Annotations written in natural language may assist the LLM to understand the exemplars better and generate better code.

Does where we add annotations matter? We experiment on code prompting with annotations added either at the beginning or at the end of each line of code. As shown in Table 4, in most cases, adding annotations at the end is a better choice. We suspect this is due to humans’ habit of writing code. We tend to add annotations specifically describing each line of code at the end of each line more often than before the code, thus the training corpus contains more code samples with annotations at the end of each line.

Do annotations help harder or easier questions? We experiment on GSM8K to find out where the performance gain of adding annotations comes from. We consider the number of words in the provided answer as a notion of difficulty. Figure 3 shows the performance gain of adding annotations to questions with different difficulty. The performance gain on the easiest questions and hardest questions is larger than that on the questions with medium difficulty.

Self-debugging. Figure 4 shows the accuracy of zero-shot and few-shot code prompting with or without “self-debugging” on 5 arithmetic datasets. It is clear that the performance on harder benchmarks is more likely to benefit from “self-debugging”. This is because more complex problems are more likely to trigger bugs in code. Meanwhile, few bugs are observed in SingleEq and MultiArith.

Irrelevant information. Through error analysis of AddSub in §5.4, we show that model performance may suffer from irrelevant information in questions. So we propose “irrelevant information”, introduced in §5.2. Table 5 shows that despite the simplicity, it effectively improves the performance. Note that code prompting methods in the table are all equipped with “self-debugging”.

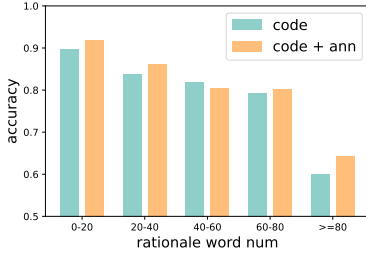


Figure 3: Accuracy of few-shot code prompting w/ or w/o annotations on questions with various difficulty.

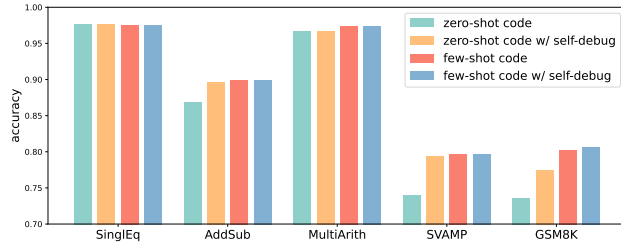


Figure 4: Accuracy of zero-shot and few-shot code prompting w/ or w/o “self-debugging” on arithmetic datasets.

Equation instruction. As mentioned in §5.4, it is challenging for LLMs to solve equations in the code. So we give an instruction on employing sympy to leverage Python to solve equations (see Appendix D). Besides, we also experiment on directly asking the LLM to solve equations in the annotations. Table 6 shows that the best choice is to teach the LLM to use certain Python packages to solve equations. Note that code prompting methods in the table all have “self-debugging”.

method	AddSub
zero-shot code	89.62
zero-shot code _{+irr}	91.65
few-shot code	89.87
few-shot code _{+irr}	91.39

Table 5: Accuracy (%) of code prompting w/ or w/o “irrelevant information” on AddSub.

method	GSM8K
zero-shot code	77.40
zero-shot code _{+equ(ann)}	78.09
zero-shot code _{+equ(sympy)}	78.92

Table 6: Accuracy (%) of code prompting w/ or w/o “equation instruction” on GSM8K.

6 Discussion

Disambiguation. Following the thought mentioned in §5.4, we find out through experiments that code prompting has the potential to discover ambiguity in a question. Here we use 5 cases where the questions present ambiguities and we can manually fix them. We test few-shot code prompting and CoT prompting on both questions with and without ambiguity. For each question, we generate 15 answers by code prompting and CoT prompting respectively with the temperature of the LLM set to 0.7. Figure 5 shows the histogram of answers. It is evident that ambiguity disturbs code prompting, while CoT prompting is less sensitive to ambiguity. We may leverage this feature to detect ambiguity in questions.

Zero-shot methods vs. few-shot methods As Large Language Models develop in size and human-alignment, the gap between zero-shot and few-shot prompting methods seems to narrow [Zhong et al., 2023]. We have shown in the paper that zero-shot code prompting is competitive with current few-shot methods, including few-shot CoT [Wei et al., 2023] and

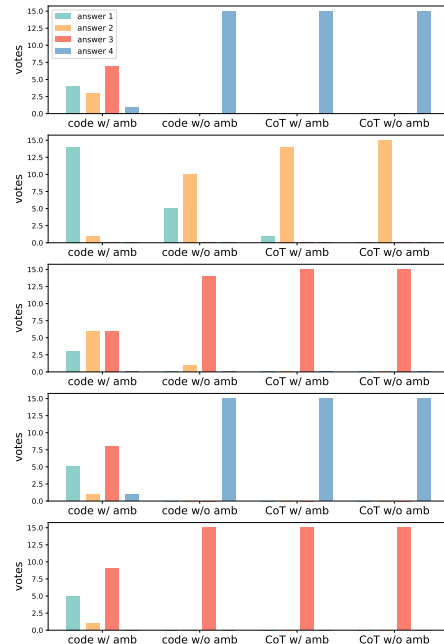


Figure 5: Answer distribution on questions w/ and w/o ambiguity.

PAL [Gao et al., 2023]. However, the reasons behind this are still left to be explored.

7 Conclusion

We introduce code prompting, a neural-symbolic prompting method with both zero-shot and few-shot versions. We conduct experiments on 7 popular benchmarks involving both symbolic and arithmetic reasoning and show that both zero-shot and few-shot code prompting enhance complex reasoning in LLMs. Extensive experiments and analyses verify the effectiveness of our self-debugging, annotation, equation instruction and irrelevant information techniques, and present many insights.

References

- A. Amini, S. Gabriel, P. Lin, R. Koncel-Kedziorski, Y. Choi, and H. Hajishirzi. Mathqa: Towards interpretable math word problem solving with operation-based formalisms, 2019.
- T. B. Brown, B. Mann, N. Ryder, M. Subbiah, J. Kaplan, P. Dhariwal, A. Neelakantan, P. Shyam, G. Sastry, A. Askell, S. Agarwal, A. Herbert-Voss, G. Krueger, T. Henighan, R. Child, A. Ramesh, D. M. Ziegler, J. Wu, C. Winter, C. Hesse, M. Chen, E. Sigler, M. Litwin, S. Gray, B. Chess, J. Clark, C. Berner, S. McCandlish, A. Radford, I. Sutskever, and D. Amodei. Language models are few-shot learners, 2020.
- M. Chen, J. Tworek, H. Jun, Q. Yuan, H. P. de Oliveira Pinto, J. Kaplan, H. Edwards, Y. Burda, N. Joseph, G. Brockman, A. Ray, R. Puri, G. Krueger, M. Petrov, H. Khlaaf, G. Sastry, P. Mishkin, B. Chan, S. Gray, N. Ryder, M. Pavlov, A. Power, L. Kaiser, M. Bavarian, C. Winter, P. Tillet, F. P. Such, D. Cummings, M. Plappert, F. Chantzis, E. Barnes, A. Herbert-Voss, W. H. Guss, A. Nichol, A. Paino, N. Tezak, J. Tang, I. Babuschkin, S. Balaji, S. Jain, W. Saunders, C. Hesse, A. N. Carr, J. Leike, J. Achiam, V. Misra, E. Morikawa, A. Radford, M. Knight, M. Brundage, M. Murati, K. Mayer, P. Welinder, B. McGrew, D. Amodei, S. McCandlish, I. Sutskever, and W. Zaremba. Evaluating large language models trained on code, 2021.
- W. Chen, X. Ma, X. Wang, and W. W. Cohen. Program of thoughts prompting: Disentangling computation from reasoning for numerical reasoning tasks, 2022.
- X. Chen, C. Liang, A. W. Yu, D. Song, and D. Zhou. Compositional generalization via neural-symbolic stack machines, 2020a.
- X. Chen, C. Liang, A. W. Yu, D. Zhou, D. Song, and Q. V. Le. Neural symbolic reader: Scalable integration of distributed and symbolic representations for reading comprehension. In *International Conference on Learning Representations*, 2020b. URL <https://openreview.net/forum?id=ryxjnREFwH>.
- X. Chen, M. Lin, N. Schärli, and D. Zhou. Teaching large language models to self-debug, 2023.
- Z. Cheng, T. Xie, P. Shi, C. Li, R. Nadkarni, Y. Hu, C. Xiong, D. Radev, M. Ostendorf, L. Zettlemoyer, N. A. Smith, and T. Yu. Binding language models in symbolic languages, 2023.
- T.-R. Chiang and Y.-N. Chen. Semantically-aligned equation generation for solving and reasoning math word problems, 2019.
- A. Chowdhery, S. Narang, J. Devlin, M. Bosma, G. Mishra, A. Roberts, P. Barham, H. W. Chung, C. Sutton, S. Gehrmann, P. Schuh, K. Shi, S. Tsvyashchenko, J. Maynez, A. Rao, P. Barnes, Y. Tay, N. Shazeer, V. Prabhakaran, E. Reif, N. Du, B. Hutchinson, R. Pope, J. Bradbury, J. Austin, M. Isard, G. Gur-Ari, P. Yin, T. Duke, A. Levskaya, S. Ghemawat, S. Dev, H. Michalewski, X. Garcia, V. Misra, K. Robinson, L. Fedus, D. Zhou, D. Ippolito, D. Luan, H. Lim, B. Zoph, A. Spiridonov, R. Sepassi, D. Dohan, S. Agrawal, M. Omernick, A. M. Dai, T. S. Pillai, M. Pellat, A. Lewkowycz, E. Moreira, R. Child, O. Polozov, K. Lee, Z. Zhou, X. Wang, B. Saeta, M. Diaz, O. Firat, M. Catasta, J. Wei, K. Meier-Hellstern, D. Eck, J. Dean, S. Petrov, and N. Fiedel. Palm: Scaling language modeling with pathways, 2022.
- K. Cobbe, V. Kosaraju, M. Bavarian, M. Chen, H. Jun, L. Kaiser, M. Plappert, J. Tworek, J. Hilton, R. Nakano, C. Hesse, and J. Schulman. Training verifiers to solve math word problems, 2021.

- Y. Fu, H. Peng, A. Sabharwal, P. Clark, and T. Khot. Complexity-based prompting for multi-step reasoning, 2023.
- L. Gao, A. Madaan, S. Zhou, U. Alon, P. Liu, Y. Yang, J. Callan, and G. Neubig. Pal: Program-aided language models, 2023.
- J. He-Yueya, G. Poesia, R. E. Wang, and N. D. Goodman. Solving math word problems by combining language models with symbolic solvers, 2023.
- M. J. Hosseini, H. Hajishirzi, O. Etzioni, and N. Kushman. Learning to solve arithmetic word problems with verb categorization. In *Proceedings of the 2014 Conference on Empirical Methods in Natural Language Processing (EMNLP)*, pages 523–533, Doha, Qatar, Oct. 2014. Association for Computational Linguistics. doi: 10.3115/v1/D14-1058. URL <https://aclanthology.org/D14-1058>.
- J. Kaplan, S. McCandlish, T. Henighan, T. B. Brown, B. Chess, R. Child, S. Gray, A. Radford, J. Wu, and D. Amodei. Scaling laws for neural language models, 2020.
- T. Khot, H. Trivedi, M. Finlayson, Y. Fu, K. Richardson, P. Clark, and A. Sabharwal. Decomposed prompting: A modular approach for solving complex tasks, 2023.
- T. Kojima, S. S. Gu, M. Reid, Y. Matsuo, and Y. Iwasawa. Large language models are zero-shot reasoners, 2023.
- R. Koncel-Kedziorski, H. Hajishirzi, A. Sabharwal, O. Etzioni, and S. D. Ang. Parsing algebraic word problems into equations. *Transactions of the Association for Computational Linguistics*, 3: 585–597, 2015. doi: 10.1162/tacl_a_00160. URL <https://aclanthology.org/Q15-1042>.
- R. Koncel-Kedziorski, S. Roy, A. Amini, N. Kushman, and H. Hajishirzi. MAWPS: A math word problem repository. In *Proceedings of the 2016 Conference of the North American Chapter of the Association for Computational Linguistics: Human Language Technologies*, pages 1152–1157, San Diego, California, June 2016. Association for Computational Linguistics. doi: 10.18653/v1/N16-1136. URL <https://aclanthology.org/N16-1136>.
- OpenAI. Gpt-4 technical report, 2023.
- A. Patel, S. Bhattamishra, and N. Goyal. Are nlp models really able to solve simple math word problems?, 2021.
- O. Press, M. Zhang, S. Min, L. Schmidt, N. A. Smith, and M. Lewis. Measuring and narrowing the compositionality gap in language models, 2022.
- C. Qin, A. Zhang, Z. Zhang, J. Chen, M. Yasunaga, and D. Yang. Is chatgpt a general-purpose natural language processing task solver?, 2023.
- C. Raffel, N. Shazeer, A. Roberts, K. Lee, S. Narang, M. Matena, Y. Zhou, W. Li, and P. J. Liu. Exploring the limits of transfer learning with a unified text-to-text transformer, 2020.
- S. Roy and D. Roth. Solving general arithmetic word problems, 2016.
- S. Roy, T. Vieira, and D. Roth. Reasoning about quantities in natural language. *Transactions of the Association for Computational Linguistics*, 3:1–13, 2015. doi: 10.1162/tacl_a_00118. URL <https://aclanthology.org/Q15-1001>.
- R. Thoppilan, D. D. Freitas, J. Hall, N. Shazeer, A. Kulshreshtha, H.-T. Cheng, A. Jin, T. Bos, L. Baker, Y. Du, Y. Li, H. Lee, H. S. Zheng, A. Ghafouri, M. Menegali, Y. Huang, M. Krikun, D. Lepikhin, J. Qin, D. Chen, Y. Xu, Z. Chen, A. Roberts, M. Bosma, V. Zhao, Y. Zhou, C.-C. Chang, I. Krivokon, W. Rusch, M. Pickett, P. Srinivasan, L. Man, K. Meier-Hellstern, M. R. Morris, T. Doshi, R. D. Santos, T. Duke, J. Soraker, B. Zevenbergen, V. Prabhakaran, M. Diaz, B. Hutchinson, K. Olson, A. Molina, E. Hoffman-John, J. Lee, L. Aroyo, R. Rajakumar, A. Butryna, M. Lamm, V. Kuzmina, J. Fenton, A. Cohen, R. Bernstein, R. Kurzweil, B. Aguera-Arcas, C. Cui, M. Croak, E. Chi, and Q. Le. Lambda: Language models for dialog applications, 2022.

- H. Touvron, T. Lavril, G. Izacard, X. Martinet, M.-A. Lachaux, T. Lacroix, B. Rozière, N. Goyal, E. Hambro, F. Azhar, A. Rodriguez, A. Joulin, E. Grave, and G. Lample. Llama: Open and efficient foundation language models, 2023.
- X. Wang, J. Wei, D. Schuurmans, Q. Le, E. Chi, S. Narang, A. Chowdhery, and D. Zhou. Self-consistency improves chain of thought reasoning in language models, 2023.
- J. Wei, X. Wang, D. Schuurmans, M. Bosma, B. Ichter, F. Xia, E. Chi, Q. Le, and D. Zhou. Chain-of-thought prompting elicits reasoning in large language models, 2023.
- S. Zhang, S. Roller, N. Goyal, M. Artetxe, M. Chen, S. Chen, C. Dewan, M. Diab, X. Li, X. V. Lin, T. Mihaylov, M. Ott, S. Shleifer, K. Shuster, D. Simig, P. S. Koura, A. Sridhar, T. Wang, and L. Zettlemoyer. Opt: Open pre-trained transformer language models, 2022a.
- Z. Zhang, A. Zhang, M. Li, and A. Smola. Automatic chain of thought prompting in large language models, 2022b.
- W. Zhong, R. Cui, Y. Guo, Y. Liang, S. Lu, Y. Wang, A. Saied, W. Chen, and N. Duan. Agieval: A human-centric benchmark for evaluating foundation models, 2023.
- D. Zhou, N. Schärli, L. Hou, J. Wei, N. Scales, X. Wang, D. Schuurmans, C. Cui, O. Bousquet, Q. Le, and E. Chi. Least-to-most prompting enables complex reasoning in large language models, 2023.

A Datasets

A.1 Symbolic reasoning

dataset	#samples	example problem
last letter concatenation	1,500	500 (4 words) "fully, drug, gut, agreement"
		500 (8 words) "urge, participate, strategic, rise, win, through, now, within"
		500 (12 words) "elementary, consensus, plaza, message, telescope, accessible, another, transport, bubble, bizarre, adviser, cow"
coin flip	1,500	500 (3 flips) A coin is heads up. Taylor doesn't flip the coin. Harmon doesn't flip the coin. Dejesus doesn't flip the coin. Is the coin still heads up?
		500 (4 flips) A coin is heads up. Nichols flips the coin. McBride flips the coin. Mathis doesn't flip the coin. Ruiz flips the coin. Is the coin still heads up?
		500 (5 flips) A coin is heads up. Weber flips the coin. Contreras flips the coin. Carter flips the coin. Moran flips the coin. Colon doesn't flip the coin. Is the coin still heads up?

A.2 Arithmetic reasoning

dataset	#samples	example problem
SingleEq	508	Joan found 70 seashells on the beach. she gave Sam some of her seashells. She has 27 seashell left. How many seashells did she give to Sam ?
AddSub	395	There are 22 walnut trees currently in the park. Park workers will plant walnut trees today. When the workers are finished there will be 55 walnut trees in the park. How many walnut trees did the workers plant today?
MultiArith	600	For Halloween Debby and her sister combined the candy they received. Debby had 32 pieces of candy while her sister had 42. If they ate 35 pieces the first night, how many pieces do they have left?
SVAMP	1,000	Julia played tag with 18 kids on monday. She played tag with 10 kids on tuesday. How many more kids did she play with on monday than on tuesday ?
GSM8K	1,319	Janet's ducks lay 16 eggs per day. She eats three for breakfast every morning and bakes muffins for her friends every day with four. She sells the remainder at the farmers' market daily for \$2 per fresh duck egg. How much in dollars does she make every day at the farmers' market?

B Experiment details for symbolic reasoning

B.1 Last letter concatenation

Here we show correct and incorrect examples for all the prompting methods we have mentioned in the paper on the task of last letter concatenation.

Zero-shot standard

Table 7: Examples of correct and incorrect results by zero-shot standard prompting on last letter concatenation.

Q: Concatenate the last letters of the given words: "imagine,admire,assume,equally"
A: e, e, e, y. Therefore, the answer is "eeey" (correct)
Q: Concatenate the last letters of the given words: uh,employer,intelligent,straight"
A: hrtt. Therefore, the answer is "hrtt". (correct)
Q: Concatenate the last letters of the given words: "motion,instant,act,chapter"
A: n,t,t,r. Therefore, the answer is "nttr". (correct)
Q: Concatenate the last letters of the given words: "fully,drug,gut,agreement"
A: lygdnt. Therefore, the answer is "lygdnt" (incorrect)
Q: Concatenate the last letters of the given words: "evil,secret,expansion,experience"
A: lnts. Therefore, the answer is lnts. (incorrect)
Q: Concatenate the last letters of the given words: "consist,wear,concede,considerable"
A: t-r-e-e-l-e. Therefore, the answer is "treele". (incorrect)

Zero-shot CoT

Table 8: Examples of correct and incorrect results by zero-shot CoT prompting on last letter concatenation.

<p>Q: Concatenate the last letters of the given words: "fully,drug,gut,agreement"</p> <p>A: Let's think step by step.</p> <ol style="list-style-type: none"> 1. The last letter of "fully" is "y". 2. The last letter of "drug" is "g". 3. The last letter of "gut" is "t". 4. The last letter of "agreement" is "t". 5. Concatenating these letters together, we get "yggt".Therefore, the answer is "yggt". (correct)
<p>Q: Concatenate the last letters of the given words: "imagine,admire,assume,equally"</p> <p>A: Let's think step by step.1. The last letter of "imagine" is "e".</p> <ol style="list-style-type: none"> 2. The last letter of "admire" is "e". 3. The last letter of "assume" is "e". 4. The last letter of "equally" is "y". 5. Concatenating these letters gives us "eeeY".Therefore, the answer is "eeeY". (correct)
<p>Q: Concatenate the last letters of the given words: "consist,wear,concede,considerable"</p> <p>A: Let's think step by step.1. The last letter of "consist" is "t".</p> <ol style="list-style-type: none"> 2. The last letter of "wear" is "r". 3. The last letter of "concede" is "e". 4. The last letter of "considerable" is "e". 5. Concatenating these letters together, we get "tree".Therefore, the answer is "tree".(correct)
<p>Q: Concatenate the last letters of the given words: "evil,secret,expansion,experience"</p> <p>A: Let's think step by step.1. The last letter of "evil" is "l".</p> <ol style="list-style-type: none"> 2. The last letter of "secret" is "t". 3. The last letter of "expansion" is "n". 4. The last letter of "experience" is "e". 5. Concatenating these letters together, we get "lten". Therefore, the answer is "lten". (incorrect)
<p>Q: Concatenate the last letters of the given words: "weapon,reasonable,thin,loyalty"</p> <p>A: Let's think step by step.1. The last letter of "weapon" is "n".</p> <ol style="list-style-type: none"> 2. The last letter of "reasonable" is "e". 3. The last letter of "thin" is "n". 4. The last letter of "loyalty" is "y". 5. Concatenating these letters together, we get "ney".Therefore, the answer is "ney". (incorrect)
<p>Q: Concatenate the last letters of the given words: "motion,instant,act,chapter"</p> <p>A: Let's think step by step.1. The last letter of "motion" is "n".</p> <ol style="list-style-type: none"> 2. The last letter of "instant" is "t". 3. The last letter of "act" is "t". 4. The last letter of "chapter" is "r". 5. Concatenating these letters together, we get "ntr".Therefore, the answer is "ntr". (incorrect)

Few-shot CoT

Table 9: Exemplars for the full prompt of few-shot CoT prompting on last letter concatenation. We follow Zhou et al. [2023] to construct the exemplars.

Q: "think, machine"
A: The last letter of "think" is "k". The last letter of "machine" is "e". Concatenating "k", "e" leads to "ke". So, "think, machine" outputs "ke".
Q: "learning, reasoning, generalization"
A: The last letter of "learning" is "g". The last letter of "reasoning" is "g". The last letter of "generalization" is "n". Concatenating "g", "g", "n" leads to "ggn". So, "learning, reasoning, generalization" outputs "ggn".

Table 10: Examples of correct and incorrect results by few-shot CoT prompting on last letter concatenation.

Q: Concatenate the last letters of the given words: "fully,drug,gut,agreement"
A: The last letter of "fully" is "y". The last letter of "drug" is "g". The last letter of "gut" is "t". The last letter of "agreement" is "t". Concatenating "y", "g", "t", "t" leads to "ygtt". So, "fully,drug,gut,agreement" outputs "ygtt". (correct)
Q: Concatenate the last letters of the given words: "imagine,admire,assume,equally"
A: The last letter of "imagine" is "e". The last letter of "admire" is "e". The last letter of "assume" is "e". The last letter of "equally" is "y". Concatenating "e", "e", "e", "y" leads to "eeey". So, "imagine, admire, assume, equally" outputs "eeey". (correct)
Q: Concatenate the last letters of the given words: "evil,secret,expansion,experience"
A: The last letter of "evil" is "l". The last letter of "secret" is "t". The last letter of "expansion" is "n". The last letter of "experience" is "e". Concatenating "l", "t", "n", "e" leads to "ltne". So, "evil,secret,expansion,experience" outputs "ltne". (correct)
Q: "vacation,diverse,argument,speculation"
A: The last letter of "vacation" is "n". The last letter of "diverse" is "e". The last letter of "argument" is "t". The last letter of "speculation" is "n". Concatenating "n", "e", "t", "n" leads to "nent". So, "vacation, diverse, argument, speculation" outputs "nent". (incorrect)
Q: "Christianity,arm,invention,dog"
A: There is no common letter at the end of all four words, so there is no output for "Christianity, arm, invention, dog". (incorrect)
Q: "German,establishment,accurate,initially"
A: The last letter of "German" is "n". The last letter of "establishment" is "t". The last letter of "accurate" is "e". The last letter of "initially" is "y". Concatenating "n", "t", "e", "y" leads to "nty". So, "German, establishment, accurate, initially" outputs "nty". (incorrect)

Zero-shot code

Table 11: Code generated in the first stage of code prompting for last letter concatenation.

Generate python code to concatenate the last letters of the given words.

Here's the Python code to concatenate the last letters of the given words:

```
```\nwords = ["apple", "banana", "cherry", "date", "elderberry"]\nresult = ""\nfor word in words:\n    result += word[-1]\nprint(result)\n```\n
```

---

Table 12: Examples of correct and incorrect results (in the second stage) by zero-shot code prompting on last letter concatenation.

---

<p>Q: "fully,drug,gut,agreement"</p> <p>A:</p> <p>Let's think step by step. Print all the middle variables.</p> <pre> ''' words = ["fully", "drug", "gut", "agreement"] result = "" for word in words:     last_letter = word[-1]     result += last_letter print(f"Word: {word}, Last Letter: {last_letter}, Result: {result}") print(result) ''' </pre> <p>Output:</p> <pre> ''' Word: fully, Last Letter: y, Result: y Word: drug, Last Letter: g, Result: yg Word: gut, Last Letter: t, Result: ygt Word: agreement, Last Letter: t, Result: ygtt ygtt ''' </pre> <p>Therefore, the answer is "ygtt". <b>(correct)</b></p>	
<p>Q: "feed,characteristic,spray,anymore"</p> <p>A:</p> <p>Let's think step by step. Print all the middle variables.</p> <pre> ''' words = ["feed", "characteristic", "spray", "anymore"] result = "" for word in words:     last_letter = word[-1]     result += last_letter print(f"Word: {word}, Last Letter: {last_letter}, Result: {result}") print(result) ''' </pre> <p>Output:</p> <pre> ''' Word: feed, Last Letter: d, Result: d Word: characteristic, Last Letter: c, Result: dc Word: spray, Last Letter: y, Result: dcy Word: anymore, Last Letter: e, Result: dbye dbye ''' </pre> <p>Therefore, the answer is dbye. <b>(incorrect)</b></p>	

---

## B.2 Coin flip

Here we show correct and incorrect examples for all the prompting methods we have mentioned in the paper on the task of coin flip.

### Zero-shot standard

Table 13: Examples of correct and incorrect results by zero-shot standard prompting on coin flip.

Q: A coin is heads up. Taylor doesn't flip the coin. Harmon doesn't flip the coin. Dejesus doesn't flip the coin. Is the coin still heads up? Note that "flip" here means "reverse". A: Yes, the coin is still heads up. Therefore, the answer (Yes or No) is Yes. <b>(correct)</b>
Q: A coin is heads up. Tyler doesn't flip the coin. Gates doesn't flip the coin. Weber doesn't flip the coin. Is the coin still heads up? Note that "flip" here means "reverse". A: Yes, the coin is still heads up. Therefore, the answer (Yes or No) is Yes. <b>(correct)</b>
Q: A coin is heads up. Kline doesn't flip the coin. Underwood doesn't flip the coin. Yu doesn't flip the coin. Is the coin still heads up? Note that "flip" here means "reverse". A: Yes, the coin is still heads up. The fact that no one flipped the coin does not change its initial state. Therefore, the answer (Yes or No) is Yes. <b>(correct)</b>
Q: A coin is heads up. Valencia doesn't flip the coin. Ross flips the coin. Walter doesn't flip the coin. Is the coin still heads up? Note that "flip" here means "reverse". A: Yes, the coin is still heads up. The actions of Valencia, Ross, and Walter do not affect the initial state of the coin. Therefore, the answer (Yes or No) is Yes. <b>(incorrect)</b>
Q: A coin is heads up. Valentine flips the coin. Beck flips the coin. Molina doesn't flip the coin. Is the coin still heads up? Note that "flip" here means "reverse". A: No, we don't know the result of Valentine and Beck's flips, so we can't assume the coin is still heads up. Therefore, the answer (Yes or No) is unknown. <b>(incorrect)</b>
Q: A coin is heads up. Stephens flips the coin. Cooper doesn't flip the coin. Olson flips the coin. Is the coin still heads up? Note that "flip" here means "reverse". A: It depends on the outcome of Olson's flip. If Olson flips the coin and it lands heads up, then the coin is still heads up. If Olson flips the coin and it lands tails up, then the coin is no longer heads up. Therefore, the answer (Yes or No) is uncertain. <b>(incorrect)</b>

## Zero-shot CoT

Table 14: Examples of correct and incorrect results by zero-shot CoT prompting on coin flip.

<p>Q: A coin is heads up. Taylor doesn't flip the coin. Harmon doesn't flip the coin. Dejesus doesn't flip the coin. Is the coin still heads up? Note that "flip" here means "reverse".</p> <p>A: Let's think step by step. Initially, the coin is heads up. None of the three people mentioned in the question flip the coin, which means they don't reverse it. Therefore, the coin remains in its initial state, which is heads up. So, yes, the coin is still heads up. Therefore, the answer (Yes or No) is Yes. <b>(correct)</b></p>
<p>Q: A coin is heads up. Valencia doesn't flip the coin. Ross flips the coin. Walter doesn't flip the coin. Is the coin still heads up? Note that "flip" here means "reverse".</p> <p>A: Let's think step by step.</p> <ol style="list-style-type: none"> <li>1. The coin is heads up.</li> <li>2. Valencia doesn't flip the coin, so the coin remains heads up.</li> <li>3. Ross flips the coin, which means the coin is now tails up.</li> <li>4. Walter doesn't flip the coin, so the coin remains tails up.</li> </ol> <p>Therefore, the answer is no, the coin is not still heads up. It is now tails up. Therefore, the answer (Yes or No) is No. <b>(correct)</b></p>
<p>Q: A coin is heads up. Valentine flips the coin. Beck flips the coin. Molina doesn't flip the coin. Is the coin still heads up? Note that "flip" here means "reverse".</p> <p>A: Let's think step by step.</p> <ol style="list-style-type: none"> <li>1. The coin is heads up.</li> <li>2. Valentine flips the coin, which means it is now tails up.</li> <li>3. Beck flips the coin, which means it is now heads up again.</li> <li>4. Molina doesn't flip the coin, so it remains heads up.</li> </ol> <p>Therefore, the coin is still heads up. Therefore, the answer (Yes or No) is Yes. <b>(correct)</b></p>
<p>Q: A coin is heads up. Medrano doesn't flip the coin. Cannon doesn't flip the coin. Hutchinson flips the coin. Is the coin still heads up? Note that "flip" here means "reverse".</p> <p>A: Let's think step by step.</p> <ol style="list-style-type: none"> <li>1. The coin is heads up.</li> <li>2. Medrano doesn't flip the coin, so it remains heads up.</li> <li>3. Cannon doesn't flip the coin, so it still remains heads up.</li> <li>4. Hutchinson flips the coin. We don't know the result of the flip, so we can't say for sure whether the coin is still heads up or not.</li> </ol> <p>Therefore, we can't determine whether the coin is still heads up or not after Hutchinson flips it. Therefore, the answer (Yes or No) is indeterminate. <b>(incorrect)</b></p>
<p>Q: A coin is heads up. Farmer flips the coin. Chandler doesn't flip the coin. Lozano flips the coin. Is the coin still heads up? Note that "flip" here means "reverse".</p> <p>A: Let's think step by step.</p> <ol style="list-style-type: none"> <li>1. The coin is heads up.</li> <li>2. Farmer flips the coin, which means he reverses it. So now the coin is tails up.</li> <li>3. Chandler doesn't flip the coin, so it remains tails up.</li> <li>4. Lozano flips the coin, which means he reverses it again. So now the coin is heads up again.</li> </ol> <p>Therefore, the coin is not still heads up, but it has gone through a series of flips and is now heads up again. Therefore, the answer (Yes or No) is No. <b>(incorrect)</b></p>
<p>Q: A coin is heads up. Christian doesn't flip the coin. Lewis doesn't flip the coin. Becker flips the coin. Is the coin still heads up? Note that "flip" here means "reverse".</p> <p>A: Let's think step by step.</p> <ol style="list-style-type: none"> <li>1. The coin is heads up.</li> <li>2. Christian doesn't flip the coin, so it remains heads up.</li> <li>3. Lewis doesn't flip the coin, so it still remains heads up.</li> <li>4. Becker flips the coin. We don't know the result of the flip, so we can't say for sure whether the coin is still heads up or not.</li> </ol> <p>Therefore, we can't determine whether the coin is still heads up or not without knowing the result of Becker's flip. Therefore, the answer (Yes or No) is unknown. <b>(incorrect)</b></p>

## Few-shot CoT

Table 15: Exemplars for the full prompt of few-shot CoT prompting on coin flip. We follow Wei et al. [2023] to construct the exemplars.

---

Q: A coin is heads up. Ka flips the coin. Sherrie flips the coin. Is the coin still heads up? Note that "flip" here means "reverse".

A: The coin was flipped by Ka and Sherrie. So the coin was flipped 2 times, which is an even number. The coin started heads up, so after an even number of flips, it will still be heads up. So the answer is yes.

Q: A coin is heads up. Jamey flips the coin. Teressa flips the coin. Is the coin still heads up? Note that "flip" here means "reverse".

A: The coin was flipped by Jamey and Teressa. So the coin was flipped 2 times, which is an even number. The coin started heads up, so after an even number of flips, it will still be heads up. So the answer is yes.

Q: A coin is heads up. Maybelle flips the coin. Shalonda does not flip the coin. Is the coin still heads up? Note that "flip" here means "reverse".

A: The coin was flipped by Maybelle. So the coin was flipped 1 time, which is an odd number. The coin started heads up, so after an odd number of flips, it will be tails up. So the answer is no.

Q: A coin is heads up. Millicent does not flip the coin. Conception flips the coin. Is the coin still heads up? Note that "flip" here means "reverse".

A: The coin was flipped by Conception. So the coin was flipped 1 time, which is an odd number. The coin started heads up, so after an odd number of flips, it will be tails up. So the answer is no.

Q: A coin is heads up. Sal flips the coin. Raymond does not flip the coin. Is the coin still heads up? Note that "flip" here means "reverse".

A: The coin was flipped by Sal. So the coin was flipped 1 time, which is an odd number. The coin started heads up, so after an odd number of flips, it will be tails up. So the answer is no.

Q: A coin is heads up. Conception flips the coin. Kristian does not flip the coin. Is the coin still heads up? Note that "flip" here means "reverse".

A: The coin was flipped by Conception. So the coin was flipped 1 time, which is an odd number. The coin started heads up, so after an odd number of flips, it will be tails up. So the answer is no.

Q: A coin is heads up. Inga does not flip the coin. Elanor does not flip the coin. Is the coin still heads up? Note that "flip" here means "reverse".

A: The coin was flipped by no one. So the coin was flipped 0 times. The coin started heads up, and it was not flipped, so it is still heads up. So the answer is yes.

Q: A coin is heads up. Ryan flips the coin. Shaunda flips the coin. Is the coin still heads up? Note that "flip" here means "reverse".

A: The coin was flipped by Ryan and Shaunda. So the coin was flipped 2 times, which is an even number. The coin started heads up, so after an even number of flips, it will still be heads up. So the answer is yes.

---

Table 16: Examples of correct and incorrect results by few-shot CoT prompting on coin flip.

<p>Q: A coin is heads up. Taylor doesn't flip the coin. Harmon doesn't flip the coin. Dejesus doesn't flip the coin. Is the coin still heads up? Note that "flip" here means "reverse".</p> <p>A: The coin was not flipped by anyone. So the coin was flipped 0 times. The coin started heads up, and it was not flipped, so it is still heads up. So the answer is yes. <b>(correct)</b></p>
<p>Q: A coin is heads up. Valencia doesn't flip the coin. Ross flips the coin. Walter doesn't flip the coin. Is the coin still heads up? Note that "flip" here means "reverse".</p> <p>A: The coin was flipped by Ross. So the coin was flipped 1 time, which is an odd number. The coin started heads up, so after an odd number of flips, it will be tails up. So the answer is no. <b>(correct)</b></p>
<p>Q: A coin is heads up. Valentine flips the coin. Beck flips the coin. Molina doesn't flip the coin. Is the coin still heads up? Note that "flip" here means "reverse".</p> <p>A: The coin was flipped by Valentine and Beck. So the coin was flipped 2 times, which is an even number. The coin started heads up, so after an even number of flips, it will still be heads up. Molina did not flip the coin, so it does not affect the outcome. So the answer is yes. <b>(correct)</b></p>
<p>Q: A coin is heads up. Park flips the coin. Cooper doesn't flip the coin. Wright doesn't flip the coin. Is the coin still heads up?</p> <p>A: The coin was flipped by Park. So the coin was flipped 1 time, which is an odd number. The coin started heads up, so after an odd number of flips, it will be tails up. However, since Cooper and Wright did not flip the coin, we do not know if it was flipped again. So the answer is uncertain. <b>(incorrect)</b></p>

## Zero-shot code

Table 17: Code generated in the first stage of code prompting for coin flip.

A coin is heads up , there are some people, each one flipped or didn't flip the coin. Generate python code to determine whether the coin is still heads up.  
Note that "flip" here means "reverse".  
Assuming that the initial state of the coin is represented by a boolean variable called "heads\_up" and the list of people's actions is represented by a list of boolean values called "flips", the following Python code can be used to determine whether the coin is still heads up:

```

'''
heads_up = True # initial state of the coin
flips = [True, False, True, True, False] # list of people's actions
for flip in flips:
 if flip:
 heads_up = not heads_up
 # if the person didn't flip the coin, do nothing
if heads_up:
 print("The coin is still heads up.")
else:
 print("The coin is now tails up.")
'''

```

Table 18: Examples of correct and incorrect results by zero-shot code prompting on coin flip.

---

Q: A coin is heads up. Taylor doesn't flip the coin. Harmon doesn't flip the coin. Dejesus doesn't flip the coin. Is the coin still heads up?

Let's think step by step. Print all the middle variables.

A: Yes, the coin is still heads up.

To verify this, we can use the same Python code as before, but with a different list of flips:

```

'''
heads_up = True # initial state of the coin
flips = [False, False, False] # list of people's actions
for flip in flips:
 if flip:
 heads_up = not heads_up # reverse the state of the coin
 # if the person didn't flip the coin, do nothing
 print(heads_up) # print the current state of the coin
 if heads_up:
 print("The coin is still heads up.")
 else:
 print("The coin is now tails up.")
'''

```

When we run this code, we can see that the current state of the coin remains True (heads up) throughout the loop, and the final message confirms that the coin is still heads up:

```

'''
True
True
True
The coin is still heads up.
'''

```

Therefore, the answer (Yes or No) is Yes. **(correct)**

---

Q: A coin is heads up. Valencia doesn't flip the coin. Ross flips the coin. Walter doesn't flip the coin. Is the coin still heads up?

Let's think step by step. Print all the middle variables.

A: Using the same code as before, we can modify the list of flips to match the scenario described in the question:

```

'''
heads_up = True # initial state of the coin
flips = [False, True, False] # list of people's actions
for flip in flips:
 if flip:
 heads_up = not heads_up # reverse the state of the coin
 # if the person didn't flip the coin, do nothing
 print(heads_up)
 if heads_up:
 print("The coin is still heads up.")
 else:
 print("The coin is now tails up.")
'''

```

When we run this code, we get the following output:

```

'''
True
False
True
The coin is still heads up.
'''

```

This means that the coin is still heads up after Ross flips it, since the final state of the coin is still heads up. Therefore, the answer (Yes or No) is Yes, the coin is still heads up. **(incorrect)**

---

## C Error Analysis for symbolic reasoning

Here we show an example to illustrate how ambiguity disturbs CoT prompting.

Table 19: Example of ambiguity in CoT prompting. In the specific example, in the fourth step, the LLM is confused by the meaning of “flip” and thus fail to give the correct answer.

---

Q: A coin is heads up. Christian doesn’t flip the coin. Lewis doesn’t flip the coin. Becker flips the coin. Is the coin still heads up? Note that “flip” here means “reverse”.

A: Let’s think step by step.

1. The coin is heads up.
2. Christian doesn’t flip the coin, so it remains heads up.
3. Lewis doesn’t flip the coin, so it still remains heads up.
4. Becker flips the coin. We don’t know the result of the flip, so we can’t say for sure whether the coin is still heads up or not.

Therefore, we can’t determine whether the coin is still heads up or not without knowing the result of Becker’s flip. Therefore, the answer (Yes or No) is unknown.

---

## D Experiment details for arithmetic reasoning

Here we show full prompts for zero-shot CoT prompting, zero-shot code prompting (+irr/+equ), few-shot CoT, PAL, few-shot code prompting (+irr/+equ) and few-shot code prompting + LLM self-contained. Furthermore, we show the results for few-shot code prompting + LLM self-contained.

Besides, we add system messages for all the prompting methods to align with Gao et al. [2023]. For CoT prompting, we set the system message to “You will solve math problems.”; for PAL and code prompting, we set the system message to “You will write python program to solve math problems. You will only write code blocks.”.

### Zero-shot CoT

Table 20: Zero-shot CoT prompt for math world problems.

---

Q: {question}  
A: Let’s think step by step.

---



## Zero-shot code

Table 21: Zero-shot code prompt (plain/+irr/+equ) for math world problems.

---

**plain:**

Generate python code to answer the question.

Note that code should follow the format ````code````.

Q: {question}

---

**+irr:**

Generate python code to answer the question.

Note that code should follow the format ````code````.

There may be irrelevant information in the question. If you find it, ignore it.

Q: {question}

---

**+equ:**

Generate python code to answer the question.

Note that code should follow the format ````code````.

If you need to solve an equation, here's an instruction:

````python`

to solve an equation, you can use python package sympy

import sympy

for example, to solve $2x = 5$

First, declarify your variable, in this case, 'x'

`x = sympy.symbols("x")`

Second, transform the equation so that the right hand side of the equation is zero.

$2x - 5 = 0$

Third, use 'sympy.solve' to solve the equation

`a = sympy.solve([2 * x - 5], [x])`

Print the output as a float. Note that 'a' is a dict

`print(float(a[x]))`

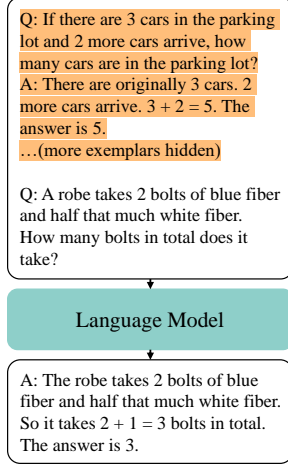
`````

Q: {question}

---

## Few-shot CoT

### Few-shot Chain-of-Thought Prompting



### Few-shot Code Prompting

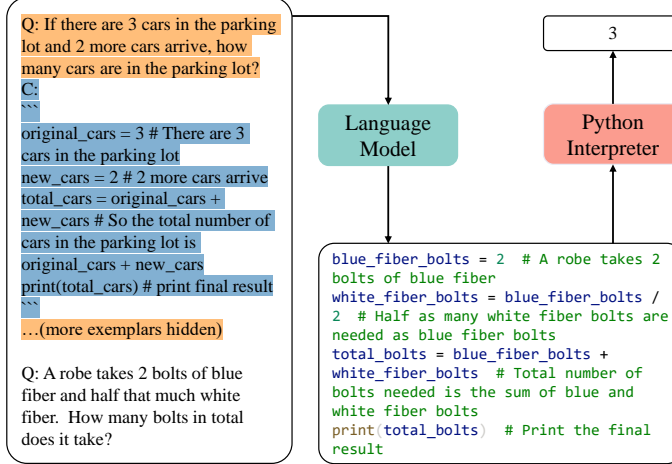


Figure 6: The pipelines of few-shot CoT prompting and few-shot code prompting are shown in the figure.

Table 22: Few-shot CoT prompt for math world problems. We follow the code released by Gao et al. [2023] to choose the exemplars.

Let's think step by step to solve math problems. Here are three examples how to do it,

Q: Olivia has \$23. She bought five bagels for \$3 each. How much money does she have left?  
A: Olivia had 23 dollars. 5 bagels for 3 dollars each will be  $5 \times 3 = 15$  dollars. So she has  $23 - 15$  dollars left.  $23 - 15$  is 8. The answer is 8.

Q: Michael had 58 golf balls. On tuesday, he lost 23 golf balls. On wednesday, he lost 2 more. How many golf balls did he have at the end of wednesday?  
A: Michael started with 58 golf balls. After losing 23 on tuesday, he had  $58 - 23 = 35$ . After losing 2 more, he had  $35 - 2 = 33$  golf balls. The answer is 33.

Q: There were nine computers in the server room. Five more computers were installed each day, from monday to thursday. How many computers are now in the server room?  
A: There were originally 9 computers. For each of 4 days, 5 more computers were added. So  $5 \times 4 = 20$  computers were added.  $9 + 20$  is 29. The answer is 29.

How about this question?

Q: {question}

## PAL

Table 23: PAL prompt for math world problems. We use the demonstrations from the code released by Gao et al. [2023].

---

Let's use python to solve math problems. Here are three examples how to do it,

Q: Olivia has \$23. She bought five bagels for \$3 each. How much money does she have left?

```
def solution():
 """Olivia has $23. She bought five bagels for $3 each. How much money does she have left?"""
 money_initial = 23
 bagels = 5
 bagel_cost = 3
 money_spent = bagels * bagel_cost
 money_left = money_initial - money_spent
 result = money_left
 return result
```

Q: Michael had 58 golf balls. On tuesday, he lost 23 golf balls. On wednesday, he lost 2 more. How many golf balls did he have at the end of wednesday?

```
def solution():
 """Michael had 58 golf balls. On tuesday, he lost 23 golf balls. On wednesday, he lost 2 more. How many golf balls did he have at the end of wednesday?"""
 golf_balls_initial = 58
 golf_balls_lost_tuesday = 23
 golf_balls_lost_wednesday = 2
 golf_balls_left = golf_balls_initial - golf_balls_lost_tuesday - golf_balls_lost_wednesday
 result = golf_balls_left
 return result
```

Q: There were nine computers in the server room. Five more computers were installed each day, from monday to thursday. How many computers are now in the server room?

```
def solution():
 """There were nine computers in the server room. Five more computers were installed each day, from monday to thursday. How many computers are now in the server room?"""
 computers_initial = 9
 computers_per_day = 5
 num_days = 4 # 4 days between monday and thursday
 computers_added = computers_per_day * num_days
 computers_total = computers_initial + computers_added
 result = computers_total
 return result
```

How about this question?

Q: {question}

---

## Few-shot code

Table 24: Few-shot code prompt for math world problems. Here we present the version of adding annotations at the end of each line of the code.

---

Let's use python to solve math problems. Here are three examples how to do it,

Q: Olivia has \$23. She bought five bagels for \$3 each. How much money does she have left?

```
def solution():
 """Olivia has $23. She bought five bagels for $3 each. How much money does she have left?"""
 money_initial = 23 # Olivia has $23 initially
 bagels = 5 # Olivia bought 5 bagels
 bagel_cost = 3 # Each bagel cost $3
 money_spent = bagels * bagel_cost # The total cost of 5 bagels is the product of the price of each
 bagel and the number of bagels
 money_left = money_initial - money_spent # Money left is the difference between initial money
 and the total cost of 5 bagels
 result = money_left
 return result
```

Q: Michael had 58 golf balls. On tuesday, he lost 23 golf balls. On wednesday, he lost 2 more. How many golf balls did he have at the end of wednesday?

```
def solution():
 """Michael had 58 golf balls. On tuesday, he lost 23 golf balls. On wednesday, he lost 2 more.
 How many golf balls did he have at the end of wednesday?"""
 golf_balls_initial = 58 # Michael had 58 golf balls initially
 golf_balls_lost_tuesday = 23 # He lost 23 golf balls on Tuesday
 golf_balls_lost_wednesday = 2 # He lost 2 more golf balls on Wednesday
 golf_balls_left = golf_balls_initial - golf_balls_lost_tuesday - golf_balls_lost_wednesday # Num-
 ber of golf balls remaining is the difference between initial golf balls and the golf balls lost on
 Tuesday and Wednesday
 result = golf_balls_left
 return result
```

Q: There were nine computers in the server room. Five more computers were installed each day, from monday to thursday. How many computers are now in the server room?

```
def solution():
 """There were nine computers in the server room. Five more computers were installed each day,
 from monday to thursday. How many computers are now in the server room?"""
 computers_initial = 9 # There were 9 computers in the server room initially
 computers_per_day = 5 # 5 more computers were installed each day from Monday to Thursday
 num_days = 4 # 4 days between monday and thursday
 computers_added = computers_per_day * num_days # Additional computers are the product of
 the number of computers installed each day and the number of days
 computers_total = computers_initial + computers_added # Total number of computers is the sum
 of initial computers and the additional computers installed on 4 days
 result = computers_total
 return result
```

How about this question?

Q: {question}

---

## Few-shot code + LLM self-contained

Table 25: Prompt of few-shot code + LLM self-contained for math world problems.

---

Let's use python to solve math problems. Here are three examples how to do it,

Q: Olivia has \$23. She bought five bagels for \$3 each. How much money does she have left?

```
def solution():
 """Olivia has $23. She bought five bagels for $3 each. How much money does she have left?"""
 money_initial = 23 # Olivia has $23 initially
 bagels = 5 # Olivia bought 5 bagels
 bagel_cost = 3 # Each bagel cost $3
 money_spent = bagels * bagel_cost # The total cost of 5 bagels is the product of the price of each
 bagel and the number of bagels
 money_left = money_initial - money_spent # Money left is the difference between initial money
 and the total cost of 5 bagels
 result = money_left
 return result
```

Let's think step by step according to the code:

```
money_initial = 23
bagels = 5
bagel_cost = 3
money_left = money_initial - money_spent = 23 - 15 = 8
result = money_left = 8
```

So the answer is 8.

Q: Michael had 58 golf balls. On tuesday, he lost 23 golf balls. On wednesday, he lost 2 more. How many golf balls did he have at the end of wednesday?

```
def solution():
 """Michael had 58 golf balls. On tuesday, he lost 23 golf balls. On wednesday, he lost 2 more.
 How many golf balls did he have at the end of wednesday?"""
 golf_balls_initial = 58 # Michael had 58 golf balls initially
 golf_balls_lost_tuesday = 23 # He lost 23 golf balls on Tuesday
 golf_balls_lost_wednesday = 2 # He lost 2 more golf balls on Wednesday
 golf_balls_left = golf_balls_initial - golf_balls_lost_tuesday - golf_balls_lost_wednesday # Num-
 ber of golf balls remaining is the difference between initial golf balls and the golf balls lost on
 Tuesday and Wednesday
 result = golf_balls_left
 return result
```

Let's think step by step according to the code:

```
golf_balls_initial = 58
golf_balls_lost_tuesday = 23
golf_balls_lost_wednesday = 2
golf_balls_left = golf_balls_initial - golf_balls_lost_tuesday - golf_balls_lost_wednesday = 58 -
23 - 2 = 33
result = golf_balls_left = 33
```

So the answer is 33.

---

---

Q: There were nine computers in the server room. Five more computers were installed each day, from monday to thursday. How many computers are now in the server room?

```
def solution():
 """There were nine computers in the server room. Five more computers were installed each day,
 from monday to thursday. How many computers are now in the server room?"""
 computers_initial = 9 # There were 9
 computers_in_the_server_room_initially computers_per_day = 5 # 5 more computers were installed
 each day from Monday to Thursday
 num_days = 4 # 4 days between monday and thursday
 computers_added = computers_per_day * num_days # Additional computers are the product of
 the number of computers installed each day and the number of days
 computers_total = computers_initial + computers_added # Total number of computers is the sum
 of initial computers and the additional computers installed on 4 days
 result = computers_total return result
 """
```

Let's think step by step according to the code:

```
 """
 computers_initial = 9
 computers_per_day = 5
 num_days = 4
 computers_added = computers_per_day * num_days = 5 * 4 = 20
 computers_total = computers_initial + computers_added = 9 + 20 = 29
 result = computers_total = 29
 """
```

So the answer is 29.

How about this question?

Q: {question}

---

The results of self-contained LLM reasoning after generating the code for arithmetic tasks are shown in Table 26. While Gao et al. [2023] claims that “while current LLMs can be excellent at specifying a high-level plan to solve a task—they are still incapable of executing them”, we show through experiments that external tools like Python interpreter may not be necessary, and that symbolic and arithmetic reasoning abilities are self-contained for LLMs.

Table 26: The accuracy (%) of few-shot code prompting (+ LLM self-contained) on arithmetic reasoning datasets.

|                                    | SingleEq | AddSub | SVAMP | MultiArith | GSM8K |
|------------------------------------|----------|--------|-------|------------|-------|
| few-shot code + LLM self-contained | 97.44    | 90.89  | 79.80 | 96.83      | 77.62 |

## E Error analysis for arithmetic reasoning

### E.1 AddSub

As mentioned in §5.4, in AddSub, LLMs make errors mainly due to the distraction of irrelevant variables. Here we show two examples of the LLMs distracted by irrelevant variables.

Table 27: Error examples for AddSub. In the left example, `torn_card` is an irrelevant variable that should not appear in the equation. The correct answer should be `remaining_cards = initial_cards - torn_cards`, which gives 562. In the right example, `found_money` is an irrelevant variable. The correct answer should be `total_cost = snake_toy_cost + cage_cost`, which gives 26.3.

|                                                                                                                                                                                                                                                                                                                                                                                                                                                                                                                                            |                                                                                                                                                                                                                                                                                                                                                                                                                                                                                                                                                       |
|--------------------------------------------------------------------------------------------------------------------------------------------------------------------------------------------------------------------------------------------------------------------------------------------------------------------------------------------------------------------------------------------------------------------------------------------------------------------------------------------------------------------------------------------|-------------------------------------------------------------------------------------------------------------------------------------------------------------------------------------------------------------------------------------------------------------------------------------------------------------------------------------------------------------------------------------------------------------------------------------------------------------------------------------------------------------------------------------------------------|
| <p>Q: Joan had 695 Pokemon cards, and 6 were torn. Sara bought 133 of Joan's Pokemon cards. How many Pokemon cards does Joan have now?</p> <pre> # Joan had 695 Pokemon cards initially initial_cards = 695 # 6 of the cards were torn torn_cards = 6 # Sara bought 133 of Joan's Pokemon cards cards_sold = 133 # Total number of cards Joan has now is the difference between initial cards, torn cards, and cards sold remaining_cards = initial_cards - torn_cards - cards_sold # Print the final result print(remaining_cards) </pre> | <p>Q: Dan spent \$11.76 on a snake toy, and a cage cost him \$14.54. Dan also found a dollar bill on the ground. What was the total cost of Dan's purchases?</p> <pre> snake_toy_cost = 11.76 # The cost of the snake toy is \$11.76 cage_cost = 14.54 # The cost of the cage is \$14.54 found_money = 1 # Dan found \$1 on the ground total_cost = snake_toy_cost + cage_cost - found_money # The total cost is the sum of the cost of the snake toy and the cage, minus the dollar bill Dan found print(total_cost) # Print the final result </pre> |
|--------------------------------------------------------------------------------------------------------------------------------------------------------------------------------------------------------------------------------------------------------------------------------------------------------------------------------------------------------------------------------------------------------------------------------------------------------------------------------------------------------------------------------------------|-------------------------------------------------------------------------------------------------------------------------------------------------------------------------------------------------------------------------------------------------------------------------------------------------------------------------------------------------------------------------------------------------------------------------------------------------------------------------------------------------------------------------------------------------------|

## E.2 MultiArith

We have mentioned in §5.4 that in MultiArith, the wrong answers from code prompting are mainly due to two reasons: 1) Code prompting is more sensitive to ambiguity in the question, which may leads to a wrong answer. 2) The groundtruth for some questions is wrong, while the predictions are correct.

Here we show examples for both cases.

Table 28: An error example of few-shot code prompting for MultiArith. The question does not make it clear how many apple a student want, but the ground truth suggests that we should take it as default that each student wants 1 apple. Code prompting makes the LLM more sensitive to such ambiguity.

|                                                                                                                                                                                                                                                                                                                                                                                                                                                                                                                                                                                                                                                                                                                                                    |
|----------------------------------------------------------------------------------------------------------------------------------------------------------------------------------------------------------------------------------------------------------------------------------------------------------------------------------------------------------------------------------------------------------------------------------------------------------------------------------------------------------------------------------------------------------------------------------------------------------------------------------------------------------------------------------------------------------------------------------------------------|
| <p>Q: The school cafeteria ordered 43 red apples and 32 green apples for students lunches. But, if only 2 students wanted fruit, how many extra did the cafeteria end up with?</p> <pre> red_apples = 43 # The cafeteria ordered 43 red apples green_apples = 32 # The cafeteria ordered 32 green apples total_apples = red_apples + green_apples # Total number of apples ordered is the sum of red and green apples students_want_fruit = 2 # Only 2 students wanted fruit apples_needed = students_want_fruit * 2 # Each student needs 2 apples extra_apples = total_apples - apples_needed # Extra apples are the difference between total apples and the apples needed for the 2 students print(extra_apples) # Print the final result </pre> |
|----------------------------------------------------------------------------------------------------------------------------------------------------------------------------------------------------------------------------------------------------------------------------------------------------------------------------------------------------------------------------------------------------------------------------------------------------------------------------------------------------------------------------------------------------------------------------------------------------------------------------------------------------------------------------------------------------------------------------------------------------|

Table 29: An error example of few-shot code prompting for MultiArith. The ground truth fails to count Emily into the players, resulting in wrong answer  $(39 - 23)/2 = 8$ .

|                                                                                                                                                                                                                                                                                                                                                                                                                                                                                                                                                                                                                                                                                                                                      |
|--------------------------------------------------------------------------------------------------------------------------------------------------------------------------------------------------------------------------------------------------------------------------------------------------------------------------------------------------------------------------------------------------------------------------------------------------------------------------------------------------------------------------------------------------------------------------------------------------------------------------------------------------------------------------------------------------------------------------------------|
| <p>Q: Emily's team won their dodgeball game and scored 39 points total. If Emily scored 23 of the points and everyone else scored 2 points each, how many players were on her team?</p> <pre> emily_points = 23 # Emily scored 23 points other_players_points = 2 # Each other player scored 2 points total_points = 39 # The team scored 39 points in total num_other_players = (total_points - emily_points) / other_players_points # Number of other players is the difference between total points and Emily's points, divided by the points each other player scored num_players = num_other_players + 1 # Total number of players is the number of other players plus Emily print(num_players) # Print the final result </pre> |
|--------------------------------------------------------------------------------------------------------------------------------------------------------------------------------------------------------------------------------------------------------------------------------------------------------------------------------------------------------------------------------------------------------------------------------------------------------------------------------------------------------------------------------------------------------------------------------------------------------------------------------------------------------------------------------------------------------------------------------------|

### E.3 GSM8K

**Error with equations.** We have mentioned in §5.4 that the LLM struggles to solve equations in code. When facing an equation, the LLM tends to solve it in the annotations or directly lists the equation in the code, which may easily result in wrong answers or bugs. Here are two examples.

Table 30: An error example of code prompting for GSM8K.

---

Q: Ruby is 6 times older than Sam. In 9 years, Ruby will be 3 times as old as Sam. How old is Sam now?

```
Let's assume Sam's age is x
According to the question, Ruby is 6 times older than Sam
So, Ruby's age will be 6x

In 9 years, Ruby will be 3 times as old as Sam
So, (6x + 9) = 3(x + 9)
Solving the above equation, we get x = 9

Therefore, Sam's age now is 9 years old

sam_age = 9
print("Sam's age now is", sam_age, "years old.")
```

---

Table 31: An error example of code prompting for GSM8K.

---

Q: The three angles in a triangle add up to 180 degrees. One angle is twice the smallest angle, and one angle is three times the smallest angle. What is the measure of the largest angle in the triangle, in degrees?

```
smallest_angle = x
second_angle = 2 * x
third_angle = 3 * x
sum_of_angles = smallest_angle + second_angle + third_angle
largest_angle = third_angle
print(largest_angle)
```

**Bug report:**  
NameError: name 'x' is not defined

---

**Error distribution of CoT prompting and code prompting.** Here we show the error distribution of few-shot CoT prompting and few-shot code prompting(w/ annotations at the end). Since here we only investigate into the error overlap of CoT prompting and code prompting, to eliminate the effects of system messages and instructions, we remove all the system messages and unnecessary instructions (They are added in the former experiments to align with the method PAL Gao et al. [2023]). Besides, we use the original 8 exemplars from Wei et al. [2023]. In §5.5, we show the results of 8-shot CoT prompting, 8-shot code prompting and the ensemble of them.



|               |       | few-shot CoT |       |
|---------------|-------|--------------|-------|
|               |       | right        | wrong |
| few-shot code | right | 70.96%       | 8.72% |
|               | wrong | 10.61%       | 9.70% |

Figure 7: Error distribution of few-shot code prompting and few-shot CoT prompting regarding dataset GSM8K.