

---

# V-MAGE: A Game Evaluation Framework for Assessing Vision-Centric Capabilities in Multimodal Large Language Models

---

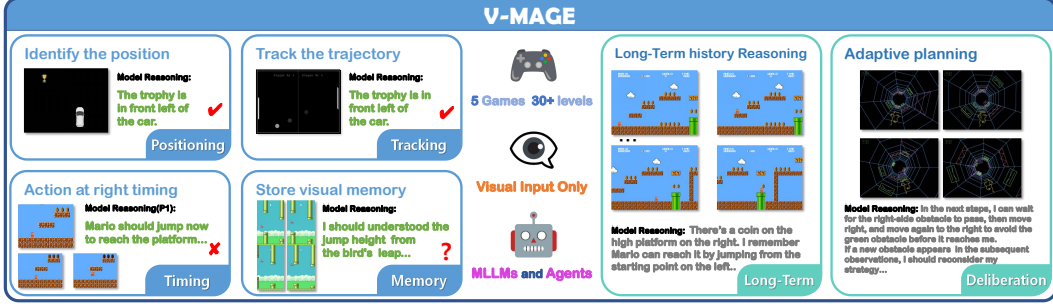
Xiangxi Zheng<sup>1</sup>, Linjie Li<sup>2</sup>, Zhengyuan Yang<sup>2</sup>, Ping Yu<sup>1</sup>,  
 Alex Jinpeng Wang<sup>3</sup>, Rui Yan<sup>1</sup>, Yuan Yao<sup>1</sup>, Lijuan Wang<sup>2</sup>  
<sup>1</sup> Nanjing University  
<sup>2</sup> Microsoft  
<sup>3</sup> Central South University

## Abstract

Recent advancements in Multimodal Large Language Models (MLLMs) have demonstrated impressive capabilities in visual-text processing. However, existing static image-text benchmarks are insufficient for evaluating their dynamic perception and interactive reasoning abilities. We introduce **Vision-centric Multiple Abilities Game Evaluation (V-MAGE)**, a novel game-based evaluation framework designed to systematically assess MLLMs’ visual reasoning in interactive, continuous-space environments. V-MAGE features five distinct video games comprising over 30 carefully constructed evaluation scenarios. These scenarios are set in free-form, visually complex environments that require models to interpret dynamic game states and make decisions based solely on visual input, thereby closely reflecting the conditions encountered by human players. To ensure robust and interpretable comparisons across models, V-MAGE employs a dynamic Elo-based ranking system that accounts for varying difficulty levels and task diversity. Benchmarking state-of-the-art MLLMs against human baselines reveals that while leading models approach human-level performance in simple tasks, their performance drops significantly in complex scenarios requiring advanced reasoning and task orchestration. This persistent performance gap highlights fundamental limitations in current MLLMs’ ability to perform real-time, vision-grounded interactions. Through extensive analyses, we demonstrate the utility of V-MAGE in uncovering these limitations and providing actionable insights for improving the visual and reasoning capabilities of MLLMs in dynamic, interactive settings. Code is publicly available at <https://github.com/CSU-JPG/V-MAGE>.

## 1 Introduction

Building on the success of Large Language Models (LLMs) in text-based tasks (Bai et al. [2023], Cai et al. [2024], OpenAI [2023a]), researchers have extended their capabilities to visual-text multimodal tasks through Multimodal Large Language Models (MLLMs) (OpenAI [2023b], Liu et al. [2023a], Team [2023], Yang et al. [2023], Li et al. [2024], Wang et al. [2024], Bai et al. [2025a], Zhu et al. [2025]). Various multimodal evaluation benchmarks, such as MME (Fu et al. [2023]), MMBench (Liu et al. [2023b]), SEED-Bench (Li et al. [2023]) have driven improvements in MLLM performance. With improving model capabilities, researchers are shifting toward open-world, dynamic, multi-round tasks beyond static benchmarks with fixed image-text inputs, as these better reflect real-world interaction and reasoning challenges. Among the promising approaches for evaluating models in such dynamic settings, game-based evaluation has emerged as a promising alternative, offering a more natural and interactive assessment of a model’s perception and reasoning abilities.



**Figure 1:** The overview of the V-MAGE benchmark, designed to evaluate vision-centric capabilities and higher-level reasoning of MLLMs across 5 free-form games with 30+ levels. V-MAGE assesses critical abilities in visual reasoning, providing a comprehensive evaluation of model performance in complex, dynamic environments.

While progress has been made in game-based MLLM benchmarks, current approaches predominantly rely on text-based (Costarelli et al. [2024], Hu et al. [2024], Duan et al. [2024]) or grid-based (Zhang et al. [2024], Wang et al. [2025], Paglieri et al. [2024]) games. In such settings, limited visual reasoning demands and static, fully textually renderable content restrict evaluation of spatial, temporal, and dynamic complexities crucial for real-world problem-solving. In contrast, the rich visual information inherent in video games presents a valuable opportunity to assess MLLMs’ genuine visual reasoning capabilities, potentially addressing the limitations of current methodologies.

To address the lack of vision-centric video game benchmarks, we present **Visual-centric Multiple Abilities Game Evaluation (V-MAGE)**, which allows for a thorough assessment of diverse model and agent abilities within dynamic, interactive game environments and addresses key limitations in current game-based evaluations of MLLM capabilities.

With V-MAGE, we evaluate leading MLLMs across five interactive games across 30+ levels. Results highlight significant challenges posed by the dynamic visual interaction environment for MLLMs. The results reveal that current MLLMs, despite excelling in static benchmarks, lack the perception, multi-step reasoning, and task orchestration required for human-level gameplay in dynamic settings.

Our contributions are summarized as follows:

- We established V-MAGE, an interactive and visually rich evaluation framework focused on dynamic interaction and vision-centric reasoning. It also serves as a sandbox environment conducive to vision agent development.
- We evaluated various publicly available MLLMs with V-MAGE, measuring model performance with ELO scores and highlighting the significant gap between model performance and human-level proficiency on complex tasks.
- Through the evaluation results of V-MAGE, we further analyzed the reasons for the suboptimal performance of current MLLMs on video game tasks, including deficiencies in several fundamental visual capabilities, challenges in reasoning during prolonged interactions, and issues such as anchoring bias, among others.

## 2 Related work

**MLLMs and Multimodal Agents.** As LLMs (Qwen et al. [2025], Cai et al. [2024], OpenAI [2023a]) advance, MLLMs have emerged to handle multimodal tasks by integrating text and visual inputs (Zhu et al. [2025], Bai et al. [2025b], Chen et al. [2024a], Wang et al. [2024], Liu et al. [2023a]). Open-source models like InternVL and QwenVL are narrowing the gap (Chen et al. [2024b]) with closed-source models such as GPT-4o (OpenAI [2024]), and Gemini (Team [2023]).

MLLMs are evolving into interactive multimodal agents, finding applications in areas such as robotics (Driess et al. [2023]), virtual assistants (Brohan et al. [2023, 2022]), GUI automation (Xu et al. [2024], Bonatti et al. [2024], Zhang et al. [2023]), and game agents (Tan et al. [2024], Chen et al. [2024c]). These domains necessitate capabilities like sequential reasoning, memory, and adaptability, which are not adequately captured by static benchmarks.

**MLLM Benchmarks.** Classic MLLM benchmarks have focused on tasks like Visual Question Answering (VQA)(Antol et al. [2015], Goyal et al. [2017], Li et al. [2018], Marino et al. [2019]) and image captioning(Chen et al. [2015], Agrawal et al. [2019], Sidorov et al. [2020]). More comprehensive benchmarks, such as MME(Fu et al. [2023]), MMBench(Liu et al. [2023b]), SEED-Bench(Li et al. [2023]), MMMU(Yue et al. [2024]), and MM-Vet(Yu et al. [2023, 2024]), introduce broader assessments across multiple domains.

Most of these evaluations rely on structured multiple-choice and VQA-style tasks, limiting their ability to measure real-world problem-solving and interactive reasoning. Recent multimodal agent benchmarks like OSWorld(Xie et al. [2024]), Windows Agent Arena(Bonatti et al. [2024]), and COMMA(Ossowski et al. [2024]) assess broader capabilities such as open-ended tasks in real environments, OS interaction, and multi-agent collaboration.

**Evaluating MLLMs in Games.** Recent work(Tan et al. [2024], Chen et al. [2024c]) has explored MLLMs in interactive gaming environments. Meanwhile, game-based evaluation has evolved from text-only benchmarks(Costarelli et al. [2024], Hu et al. [2024], Duan et al. [2024]) to vision-integrated tests(Zhang et al. [2024], Wang et al. [2025], Paglieri et al. [2024]). However, most existing benchmarks rely on grid-based games (e.g., Tic-Tac-Toe, Chess)(Zhang et al. [2024], Wang et al. [2025], Paglieri et al. [2024]), which can be fully represented in text. These evaluations primarily test game-state recognition, and in some cases, additional visual input even confuses models, reducing performance(Paglieri et al. [2024]). Consequently, by primarily focusing on or being reducible to text-based representations, these benchmarks offer limited insights into MLLMs’ visual perception and reasoning abilities, providing little guidance for improving vision-centric skills.

### 3 V-MAGE Benchmark

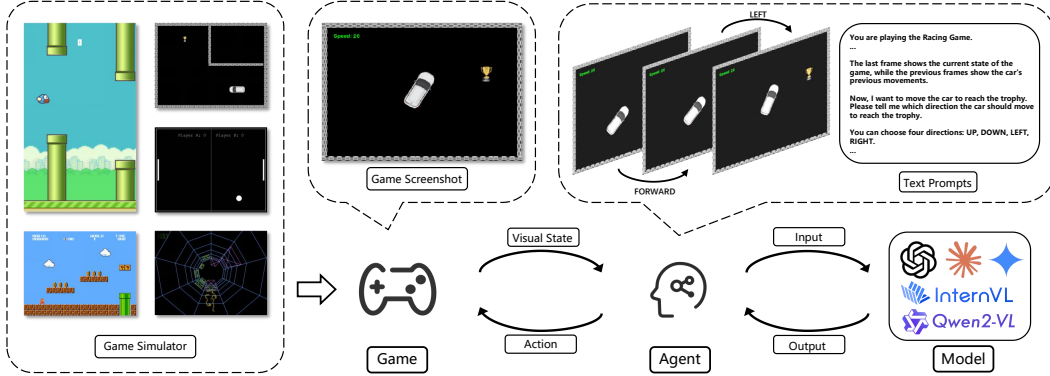
We present V-MAGE, a benchmark built on video game environments designed to evaluate the comprehensive performance of MLLMs, with a focus on vision-centric capabilities. Its defining features are as follows:

- **Vision Centric Gameplay.** Models receive only visual input, requiring pixel-level scene understanding, object tracking, and spatial-temporal reasoning. V-MAGE features continuous-space environments, allowing models to explore the almost infinite state space. Each game is designed with different difficulty levels that targeting various skill dimensions.
- **Extensible Evaluation Framework.** V-MAGE extends beyond model evaluation to assess agentic skills that are out-of-scope for current MLLMs. Our game-agent-model three-module evaluation pipeline allows optimizations in both MLLMs and their agent strategies.
- **Adaptive ELO-based Ranking.** V-MAGE uses a dynamic ELO system to provide a unified and interpretable metric across diverse games and difficulty levels. Unlike raw scores, which vary in scale across tasks, the ELO rating captures relative skill levels by modeling win-loss dynamics between model performances on shared levels.

#### 3.1 Evaluation Pipeline

V-MAGE separates the game environment from the MLLM, ensuring that all information is conveyed solely through visual input. The MLLM interacts with games in a human-like manner: it observes real-time screen states and generates actions based on continuous visual interpretation, mirroring human gameplay dynamics.

As depicted in Fig. 2, the system operates through iterative action cycles, comprising three sequentially linked components. The Game Module serves as the environment interface, executing game logic, capturing real-time screenshots of the current game state, and transmitting these visual frames to subsequent modules. The Agent Module functions as the perceptual-cognitive processor, integrating three critical data streams: (1) raw visual inputs from the current frame, (2) temporal context from past observations, and (3) task-specific textual prompts such as game rules. This synthesized input is structured into a multimodal format compatible with the MLLM’s processing requirements. The Model Execution Phase completes the cycle, wherein the MLLM generates an action command that undergoes semantic validation by the Agent Module before being relayed back to the Game Module for environmental state updates.



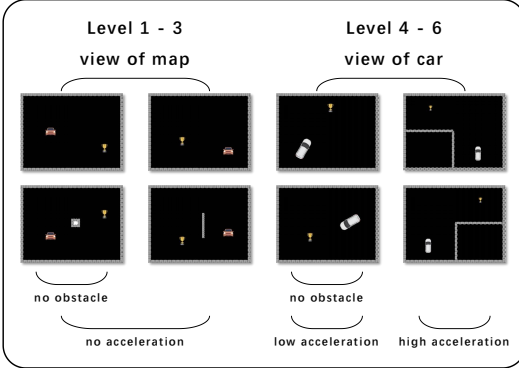
**Figure 2:** V-MAGE games and evaluation pipeline. V-MAGE employs five distinct games, each with several levels, to facilitate a decomposed evaluation of model performance. These games include **FlappyBird**, **Race**, **SuperMario**, **Pong** and **TempestRun**. During the evaluation process, the **Agent** module receives visual game state information directly from the **Game** module, primarily in the form of screenshots. The **Agent** module then structures these screenshots, combined with prompts containing the game rules, into the appropriate input format for MLLMs. Subsequently, the model’s output is processed by the **Agent** module to generate executable actions, which are then transmitted back to the **Game** module to update the environment state.

To prioritize unbiased evaluation of core MLLM capabilities, V-MAGE’s architecture adopts a deliberately minimalistic design, avoiding auxiliary subsystems that might obscure model performance. The framework simultaneously retains modular extensibility, allowing researchers to modify agent strategies without altering core evaluation protocols. This dual emphasis on streamlined standardization and controlled customization ensures methodological rigor in benchmarking while maintaining compatibility with specialized investigative requirements.

### 3.2 Games and Levels

V-MAGE incorporates five human-playable video games (Fig. 2), each featuring 3 to 10 levels, culminating in over 30 distinct evaluation environments. In contrast to traditional grid-based evaluation setups, V-MAGE selects games based on specific principles. The games feature free-form or continuous-space visual environments, facilitating more nuanced and flexible model movement and interaction. Crucially, to effectively assess vision-centric capabilities, the game environments are designed to be **visually irreducible**. This characteristic ensures that the system state cannot be fully discretized or textually summarized without significant information loss, thereby necessitating continuous visual grounding throughout the reasoning process. Detailed discussions regarding the game selection criteria and sources are provided in Appendix C.

Existing game-based benchmarks indicate that MLLMs frequently struggle to achieve meaningful scores at standard human-level difficulties in conventional game-based benchmarks (Zhang et al. [2024], Wang et al. [2025]). This limits their discriminative power for fine-grained capability assessment and inter-model comparisons in complex tasks. To address this, V-MAGE introduces a multi-level assessment framework that evaluates models across various skill dimensions and provides granular performance diagnostics through difficulty-stratified tasks. Specifically, levels are designed for each game with gradually increasing complexity, varying control paradigms and perceptual challenges. Figure 3 illustrates the level design in Race; detailed information on the level design for all games can be found in Appendix C.2.



**Figure 3:** Race level design. Six levels progressively increase in difficulty while sharing the core objective: navigating a car to a trophy. Detailed Race level configurations are provided in Appendix Table18.

### 3.3 Evaluation Metrics

V-MAGE employs a robust implementation of the ELO rating system to evaluate MLLMs, building on recent advancements in LLM benchmarking (Duan et al. [2024], Jiang et al. [2024]). This competitive evaluation framework ensures reliable model rankings by leveraging competitive evaluation mechanisms, ensuring robustness through dynamically balanced interactions.

Games demonstrate diverse scales and difficulty thresholds. For example, a score of 80/100 may signify peak performance in Game A, yet represent only a baseline in Game B. The ELO system mitigates this variability by providing a standardized metric for comparing model performance across heterogeneous environments. Furthermore, it skillfully measures incremental advancement in games featuring non-linear scoring plateaus, where minor improvements can differ greatly depending on the performance range. For instance, it can differentiate between progress made from 80 to 85 and significant breakthroughs from 95 to 100.

We introduce an ELO-based ranking system to assess model performance by means of competitive pairwise comparisons. In each game level, models are randomly matched in pairs for 100 evaluation rounds. The outcomes are determined based on their gameplay scores and the rates of valid actions taken. To ensure robustness, we perform  $10^4$  independent permutations of historical comparisons and aggregate results to produce stabilized final ratings. Detailed mathematical formulations of the pairing mechanism, rating updates, and stabilization process are provided in Appendix D.

### 3.4 Comparison to Existing Works

Humans play dynamic games using visual perception and intuitive reasoning, a process largely uncaptured by most existing MLLM game benchmarks. Many of these rely on grid-based games (Wang et al. [2025], Zhang et al. [2024]) where states are textually representable. While such benchmarks assess text-based reasoning, similar to traditional LLM tasks (Paglieri et al. [2024]), they offer limited insights into MLLMs’ visual intuitive reasoning. Models often bypass genuine visual perception here, acting more like OCR converters, which hinders assessing and improving vision-centric abilities.

In contrast to this paradigm, V-MAGE shifts the evaluation focus by embedding models in dynamic visual environments that fundamentally necessitate real-time perception and action grounded in visual input. V-MAGE deliberately adopts environments lacking rigid grid structures, where the states of characters and objects cannot be easily simplified into sparse, coordinate-based textual descriptions. This design compels models to continuously leverage the visual modality throughout the reasoning process, rather than discarding it after an initial conversion.

Furthermore, unlike benchmarks where decisions are made based on a single static frame, such as in many chess-like environments, V-MAGE requires sophisticated temporal reasoning across sequences of frames to make informed decisions, more closely mirroring human gameplay dynamics.

By shifting evaluation to more naturalistic and visually complex dynamic game environments, V-MAGE provides a more rigorous and representative test of MLLM capabilities, particularly in assessing their visual intuitive reasoning. A holistic comparison between V-MAGE and existing game benchmarks is presented in Table 1.

**Table 1:** The comparison of V-MAGE with existing game-based evaluation benchmarks. \*Text in V-MAGE only represents the instructions for game rules and output format.

| Game Benchmarks                     | Game Type               | Input                     | Reasoning Type                  | Level Design |
|-------------------------------------|-------------------------|---------------------------|---------------------------------|--------------|
| GameBench(Costarelli et al. [2024]) | Word                    | Text-Only                 | Text Reasoning                  | ✗            |
| GameArena(Hu et al. [2024])         | Word                    | Text-Only                 | Text Reasoning                  | ✗            |
| GTBench(Duan et al. [2024])         | Word                    | Text-Only                 | Text Reasoning                  | ✗            |
| ING-VP(Zhang et al. [2024])         | Grid Based              | Single-Image-Text         | Visual Aid                      | ✓            |
| LVLM-Playground(Wang et al. [2025]) | Grid Based              | Single-Image-Text         | Visual Aid                      | ✓            |
| BALROG(Paglieri et al. [2024])      | Word / Grid Based       | Single-Image-Text         | Visual Aid                      | ✗            |
| <b>V-MAGE</b>                       | <b>Continuous Space</b> | <b>Multi-Images-Text*</b> | <b>Vision-Centric Reasoning</b> | <b>✓</b>     |

## 4 Experiments

As the baseline settings for the V-MAGE benchmark, we evaluate state-of-the-art MLLMs using full-precision models under a minimal naive agent strategy (Appendix B.1.2) to ensure a fair comparison. The naive agent utilizes the most recent  $k$  frames (typically  $k=3$ ) for reasoning, integrating them with reasoning history, action decisions, and game rules as input for the models. Detailed experiments settings and prompts can be found in Appendix B and C.4.

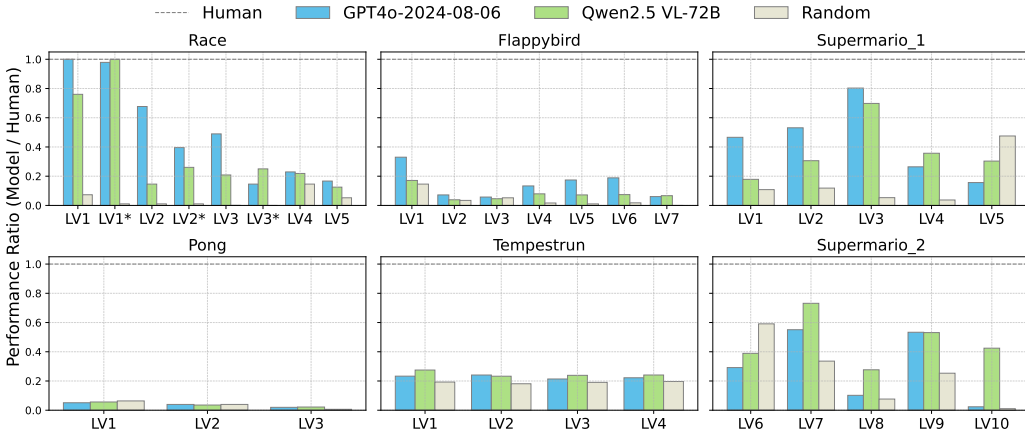
### 4.1 Main Result

**Table 2:** Performance comparison across different games based on the elo ranking system. The Random baseline refers to randomly selecting actions from the predefined action space during decision-making phases, with all other configurations (e.g., environmental interactions) being identical to those of other models.

| Game              | Closed-Source        |                     | Open-Source |             |               |                |                 | Baseline |
|-------------------|----------------------|---------------------|-------------|-------------|---------------|----------------|-----------------|----------|
|                   | GPT-4o<br>2024-08-06 | Gemini<br>2.0-Flash | Qwen2VL-7B  | Qwen2VL-72B | Qwen2.5VL-72B | InternVL2.5-8B | InternVL2.5-78B | Random   |
| <i>Pong</i>       | 1506                 | <b>1518</b>         | 1475        | 1498        | 1498          | 1505           | 1512            | 1488     |
| <i>Race</i>       | <b>1604</b>          | 1520                | 1440        | 1510        | 1551          | 1461           | 1469            | 1445     |
| <i>FlappyBird</i> | <b>1588</b>          | 1528                | 1447        | 1456        | 1535          | 1492           | 1496            | 1458     |
| <i>TempestRun</i> | 1514                 | 1514                | 1496        | 1529        | <b>1535</b>   | 1474           | 1513            | 1425     |
| <i>SuperMario</i> | 1536                 | 1535                | 1380        | 1532        | <b>1607</b>   | 1396           | 1577            | 1437     |
| <b>Average</b>    | <b>1550</b>          | 1523                | 1448        | 1505        | 1545          | 1466           | 1513            | 1451     |

**Scores and Rankings.** Overall, model performance improves as parameter size increases. As shown in Table 2, larger open-source MLLMs achieve results comparable to closed-source models. **GPT-4o** exhibits a clear advantage in Race and FlappyBird. **Gemini-2.0-Flash** takes the lead in Pong, while **Qwen2.5VL-72B** leads in TempestRun and SuperMario. In terms of the final average score, **GPT-4o** currently ranks first, but the lead is not significant. The result highlights that while parameter scaling improves performance in simpler tasks, it cannot bridge the inherent ability gap in more complex dynamic tasks. For more performance details, please refer to the Appendix B.2.

**Significant Performance Gap Between MLLMs and Humans in Complex Scenes.** We invited 5 human participants to play the game in the same environment as the MLLMs and calculated their average score, which served as the baseline for human performance. Fig. 4 compares the performance of leading MLLMs and human players across different game levels. While MLLMs approach human-level performance in low-complexity tasks, their performance declines significantly as task complexity increases. InternVL2.5-78B scores 99.99 points in Race Level 1, nearly matching the human score of 100. However, in Level 4, which requires temporal reasoning, the best model (GPT-4o) drops to 22.92 points, while human performance remains at 100. The significant performance gap observed as task complexity increases underscores a critical limitation of current MLLMs in dynamic environments: they struggle to integrate real-time visual perception with the sophisticated reasoning and planning necessary for human-level gameplay, particularly in tasks demanding temporal understanding and flexible strategic adaptation.



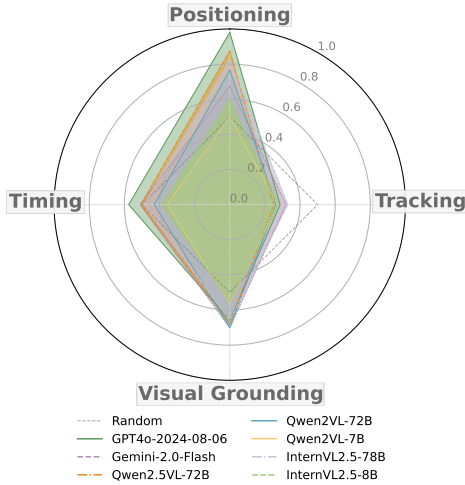
**Figure 4:** The MLLM trails humans by a large margin in all six games. The levels with an asterisk (\*) represent ‘no history’. Detailed performance metrics for each model across individual game levels are provided in Appendix B.2 (Tables 5-9).

## 4.2 Further Analysis

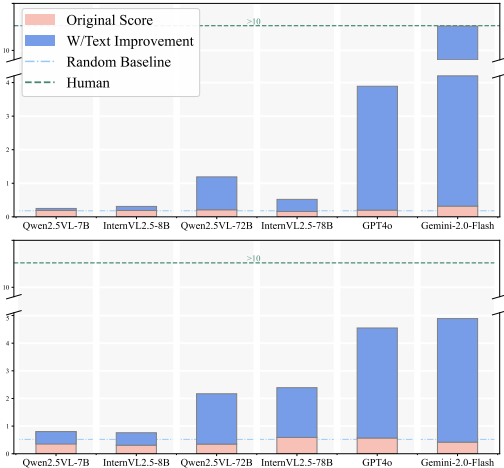
**Unit Tests for Core Visual Abilities.** We devised a unit test for vision-centric abilities by extracting foundational levels from V-MAGE. Figure 5 presents the capability profiles of various models across four core visual competencies. Scores near or below baseline suggest little effective relevant reasoning, while higher scores indicate a greater likelihood of correct reasoning. For each capability, effective reasoning was evaluated by calculating the percentage of model scores that exceeded a random baseline score on the corresponding unit test levels (as defined in Appendix E.1).

As depicted, most models substantially outperform the random baseline in **Positioning** and **Visual Grounding**, indicating a degree of proficiency in single-frame image comprehension and basic visual information perception. However, performance notably declines in **Tracking** and **Timing**, which require processing continuous frame information and executing precise spatiotemporal judgments. In particular, for the Tracking task, nearly all models fail to significantly surpass the random baseline.

Although model performance generally improves with increased parameter scale, mere parameter expansion does not fully address the inherent deficiencies in these complex dynamic visual tasks. These results suggest that while improvements through factors like parameter scaling are ongoing, overcoming the inherent limitations in dynamic perception and multi-frame analysis is crucial for advancing MLLM performance in complex, interactive settings.



**Figure 5:** Capability maps of the underlying visual capabilities of each model.



**Figure 6:** Model performance with vs. without text information on Pong Level 2 (top) and Flappy Bird Level 3 (bottom).

**Limitations Beyond Visual Perception.** While visual perception constitutes a critical assessment dimension in V-MAGE’s game tasks, our experiments revealed additional limitations and deficiencies in other aspects. To validate this, we conducted supplementary experiments in relatively simple levels providing textual descriptions of important game state information in the game state, thereby bypassing the perception process.

As shown in Figure 6, providing textual descriptions of the game state significantly improved the performance of most evaluated models, with this gain being particularly prominent in larger models such as Gemini and in games requiring precise state understanding like Pong. This notable performance increase when perception is bypassed strongly suggests that limitations in processing visual information are indeed a significant bottleneck for current MLLMs.

However, despite this substantial performance gain, the models’ scores still remained considerably lower than the human baseline in most cases. This persistent gap indicates that while visual perception challenges are critical, the models’ limitations extend beyond merely "seeing" the state accurately. It highlights that significant bottlenecks also exist in the downstream processes responsible for robustly interpreting information (even when provided textually or perceived imperfectly), strategic planning, and effective action generation in complex and dynamic environments. Furthermore, the less pronounced performance improvement observed in smaller models (like Qwen2.5VL 7B) suggests that inherent limitations in their core reasoning capabilities may also act as a performance bottleneck. Check Appendix E.2 for more experimental details.

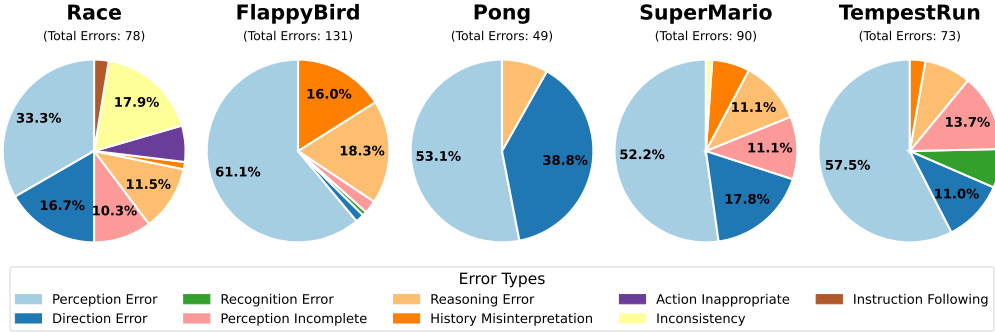


**Table 3:** Average number of rounds for each model to generate different responses.

| Model  | Race       | FlappyBird | Pong       | TempestRun | Avg.       |
|--|------------|------------|------------|------------|------------|
| Qwen2VL 7B   | 4.3        | 25.9       | 13.7       | 7.3        | 12.8       |
| Qwen2.5VL 72B                                      | 2.3        | 19.3       | 2.6        | 5.3        | 7.4        |
| InternVL2.5 8B                                     | 2.0        | 6.9        | 6.7        | 8.0        | 5.9        |
| InternVL2.5 78B                                    | 6.8        | 16.0       | 2.0        | 3.0        | 7.0        |
| GPT4o  | <b>1.0</b> | <b>1.6</b> | <b>1.0</b> | <b>1.0</b> | <b>1.1</b> |
| <b>PCC <math>r</math></b><br>(Avg. Rounds vs. ELO) | -0.63      | -0.86      | -0.88      | -0.64      | -0.75      |

**Anchoring Bias in Model Inference Processes.** When provided with historical information to aid reasoning in dynamic game progression, MLLMs often exhibit anchoring bias, particularly when processing similar consecutive frames. This bias manifests as an undue influence of prior inferences on current reasoning, hindering the accurate identification of subtle visual changes and unique frame details. Models tend to favor relying on historical textual descriptions over nuanced visual input, making them less sensitive to fine-grained visual updates, consequently leading to unchanged reasoning content over extended game sequences.

As shown in Table 3, models vary significantly in their responsiveness; for instance, in FlappyBird, Qwen2.5VL 72B altered its reasoning only once every 19.3 responses on average, significantly less frequently than GPT-4o (1.6 responses). Furthermore, the Pearson correlation coefficients (**PCC  $r$** ) reveal a consistent negative correlation between the average rounds to change response and ELO score across games, with an average  $r$  of **-0.75**. This indicates that models exhibiting stronger anchoring bias tend to achieve lower overall performance. This highlights a critical challenge in maintaining responsiveness to dynamic visual input and its direct impact on task success. Detailed data and examples are provided in Appendix E.3.

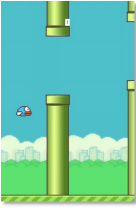

**Figure 7:** Error type probability distribution for GPT4o-2024-08-06 across 494 samples.

**Analysis of Model Errors in V-MAGE.** For GPT-4o-2024-08-06’s complete inputs and responses across all game levels after one to two rounds of gameplay, we uniformly sampled 494 interaction sets for manual annotation and categorized the primary error types. The visualization results depicting the distribution of these errors are presented in Figure 7. The annotation method for error distribution and the details of statistical data are provided in Appendix E.4.

The predominant error type was *perception error*, with *direction error* being particularly prevalent. In such cases, the model frequently misidentified directional cues in visual content, leading to incorrect inferences. Another major category was *reasoning error*, primarily involving logical flaws and decision-making failures, including misinterpretation of historical information (*history misinterpretation*) and selection of suboptimal actions (*action inappropriate*). Figure 8 presents case examples illustrating perception error and reasoning error.

Additionally, *perception incomplete* errors were commonly observed, where the model failed to fully extract useful information from visual inputs, resulting in partial information acquisition. *Inconsistency* errors mainly occurred in scenarios permitting multiple valid solutions, where the model exhibited unstable decision-making by frequently revising its choices, ultimately leading to timeout failures due to excessive deliberation. Notably, *instruction following* errors were virtually absent, as GPT-4o consistently adhered to the provided prompts. Additional case study analyses are documented in Appendix F.



|  |  |
|--|--|
| <p>FlappyBird</p>  <p>Level 2</p> | <p><b>GPT4o</b><br/>         Description: The bird is <b>slightly below the center of the pipe gap</b>. The gap between the upper and lower pipe appears vertically aligned to allow safe passage if the bird is centered. Currently, the bird is a bit too low relative to the middle of the gap.<br/>         Reasoning: Since the bird is positioned slightly below the center of the gap, and the goal is to move horizontally through the gap without touching either the top or bottom pipe, the bird needs to ascend slightly to align with the center of the gap. There is no gravity, so unless it is moved manually, the bird will stay at the same height.<br/>         Action: <b>UP</b></p> <p><b>InternVL2.5-78B</b><br/>         Description: The bird is currently positioned <b>below the upper pipe and above the lower pipe</b>, which means it is aligned well enough with the gap between the pipes. There is sufficient space for the bird to pass through without needing an adjustment.<br/>         Reasoning: Since the bird is already correctly positioned within the gap between the pipes, taking an action like UP or DOWN would unnecessarily risk moving out of alignment with the gap. Therefore, the best course of action is to maintain its current position until it successfully passes through the gap.<br/>         Action: <b>KEEP</b></p> <div style="border: 1px solid black; padding: 2px; display: inline-block;">Perception Error</div> |
| <p>Race</p>  <p>Level 3</p>       | <p><b>Gemini-2.0-Flash</b><br/>         Description: The trophy is located to the right and slightly below the car.<br/>         Reasoning: There is a checkered finish line obstacle situated vertically between the car and the trophy. <b>Moving directly right would result in a collision</b> with this obstacle and a game over. To reach the trophy, the car needs to move downwards first to avoid the finish line, and then move right.<br/>         Action: <b>DOWN</b></p> <p><b>Qwen2.5VL 72B</b><br/>         Description: The trophy is <b>positioned to the right</b> and slightly below the car. There is a vertical line of blocks <b>between the car and the trophy</b>, which acts as an obstacle.<br/>         Reasoning: To reach the trophy, the car needs to <b>move to the right first to bypass the obstacle</b>. Moving directly down or up would not help in reaching the trophy due to its current position relative to the car. Once the car moves to the right past the obstacle, it can then adjust its path if necessary to align with the trophy's position.<br/>         Action: <b>RIGHT</b></p> <div style="border: 1px solid black; padding: 2px; display: inline-block;">Reasoning Error</div>   |

**Figure 8:** Case examples illustrating Perception Error and Reasoning Error in FlappyBird and Race. The FlappyBird example shows a *Perception Error* where the model misjudges the bird’s vertical position relative to the pipe gap. The Race example illustrates a *Reasoning Error* where the model fails to plan a path around a vertical obstacle between the car and the trophy, resulting in a suboptimal action.

**V-MAGE Poses Significant Challenges to MLLMs.** Unlike conventional static VQA or text-reducible grid-based benchmarks, V-MAGE necessitates real-time interaction within dynamic, vision-centric game environments, demanding human-like gameplay capabilities. This framework effectively exposes significant challenges and persistent limitations in current MLLMs:

- **Insufficient multi-image perception.** MLLMs demonstrate difficulty in processing and integrating information across sequences of dynamic frames, impacting critical tasks like tracking, temporal reasoning, and trajectory understanding. This may contribute to issues like anchoring bias. Models here overly rely on prior inferences due to an insensitivity to subtle visual changes in consecutive frames, hindering their ability to adapt reasoning to dynamic game states.
- **Deficiencies in reasoning capabilities.** MLLMs demonstrate fundamental reasoning deficiencies, impacting complex planning, strategic decision-making, and optimal action generation. These limitations persist even when initial visual processing challenges are mitigated, highlighting deficiencies in the core reasoning process itself that extend beyond perception.
- **Limitations of naive agent settings.** Under the baseline V-MAGE evaluation configuration, practical constraints of the naive agent implementation, such as limited context windows, can prevent models from effectively utilizing long-term historical information or maintaining visual memory across extended interactions. This impacts performance on challenging levels requiring more complex temporal and strategic planning.

## 5 Conclusion

This paper introduces V-MAGE, a pioneering game-based evaluation framework specifically designed to assess the vision-centric capabilities of MLLMs in dynamic, interactive environments. Utilizing over 30 levels across 5 distinct games and employing an Elo-based scoring system against human baselines, our evaluation reveals significant limitations in current MLLMs’ visual perception and reasoning abilities when faced with real-time, visually complex tasks.

These findings highlight critical areas for future research and development. Promising directions include: (1) enhancing fine-grained visual perception and multi-frame reasoning, for example, through improved training on continuous visual sequences or leveraging techniques like segmentation models (e.g., SAM) to boost perceptual accuracy; and (2) advancing agentic and higher-level reasoning capabilities, potentially through self-reflective frameworks or improved mechanisms for utilizing historical information, to address issues such as strategic planning, decision-making consistency, and overcoming anchoring bias.

While V-MAGE effectively diagnoses current limitations, its evaluation scope is presently limited by the scale of the game environments. Future work will involve expanding the benchmark with more complex games and evaluating the impact of sophisticated agentic strategies as capabilities improve.

## References

- Jinze Bai, Shuai Bai, Shusheng Yang, Shijie Wang, Sinan Tan, Peng Wang, Junyang Lin, Chang Zhou, and Jingren Zhou. Qwen-vl: A frontier large vision-language model with versatile abilities. *arXiv preprint arXiv:2308.12966*, 2023.
- Zheng Cai, Maosong Cao, Haojiong Chen, Kai Chen, Keyu Chen, Xin Chen, Xun Chen, Zehui Chen, Zhi Chen, Pei Chu, Xiaoyi Dong, Haodong Duan, Qi Fan, Zhaoye Fei, Yang Gao, Jiaye Ge, Chenya Gu, Yuzhe Gu, Tao Gui, Aijia Guo, Qipeng Guo, Conghui He, Yingfan Hu, Ting Huang, Tao Jiang, Penglong Jiao, Zhenjiang Jin, Zhikai Lei, Jiaxing Li, Jingwen Li, Linyang Li, Shuaibin Li, Wei Li, Yining Li, Hongwei Liu, Jiangning Liu, Jiawei Hong, Kaiwen Liu, Kuikun Liu, Xiaoran Liu, Chengqi Lv, Haijun Lv, Kai Lv, Li Ma, Runyuan Ma, Zerun Ma, Wenchang Ning, Linke Ouyang, Jiantao Qiu, Yuan Qu, Fukai Shang, Yunfan Shao, Demin Song, Zifan Song, Zhihao Sui, Peng Sun, Yu Sun, Huanze Tang, Bin Wang, Guoteng Wang, Jiaqi Wang, Jiayu Wang, Rui Wang, Yudong Wang, Ziyi Wang, Xingjian Wei, Qizhen Weng, Fan Wu, Yingtong Xiong, Chao Xu, Ruiliang Xu, Hang Yan, Yirong Yan, Xiaogui Yang, Haochen Ye, Huaiyuan Ying, Jia Yu, Jing Yu, Yuhang Zang, Chuyu Zhang, Li Zhang, Pan Zhang, Peng Zhang, Ruijie Zhang, Shuo Zhang, Songyang Zhang, Wenjian Zhang, Wenwei Zhang, Xingcheng Zhang, Xinyue Zhang, Hui Zhao, Qian Zhao, Xiaomeng Zhao, Fengzhe Zhou, Zaida Zhou, Jingming Zhuo, Yicheng Zou, Xipeng Qiu, Yu Qiao, and Dahua Lin. Internlm2 technical report, 2024.
- OpenAI. Gpt-4 technical report, 2023a.
- OpenAI. Gpt-4v(ision) system card. 2023b. URL [https://cdn.openai.com/papers/GPTV\\_System\\_Card.pdf](https://cdn.openai.com/papers/GPTV_System_Card.pdf).
- Haotian Liu, Chunyuan Li, Qingyang Wu, and Yong Jae Lee. Visual instruction tuning. *arXiv preprint arXiv:2304.08485*, 2023a.
- Google Gemini Team. Gemini: A family of highly capable multimodal models, 2023.
- Zhengyuan Yang, Linjie Li, Kevin Lin, Jianfeng Wang, Chung-Ching Lin, Zicheng Liu, and Lijuan Wang. The dawn of Imms: Preliminary explorations with gpt-4v (ision). *arXiv preprint arXiv:2309.17421*, 2023.
- Chunyuan Li, Zhe Gan, Zhengyuan Yang, Jianwei Yang, Linjie Li, Lijuan Wang, Jianfeng Gao, et al. Multimodal foundation models: From specialists to general-purpose assistants. *Foundations and Trends® in Computer Graphics and Vision*, 16(1-2):1–214, 2024.
- Peng Wang, Shuai Bai, Sinan Tan, Shijie Wang, Zhihao Fan, Jinze Bai, Keqin Chen, Xuejing Liu, Jialin Wang, Wenbin Ge, Yang Fan, Kai Dang, Mengfei Du, Xuancheng Ren, Rui Men, Dayiheng Liu, Chang Zhou, Jingren Zhou, and Junyang Lin. Qwen2-vl: Enhancing vision-language model’s perception of the world at any resolution, 2024. URL <https://arxiv.org/abs/2409.12191>.
- Shuai Bai, Keqin Chen, Xuejing Liu, Jialin Wang, Wenbin Ge, Sibao Song, Kai Dang, Peng Wang, Shijie Wang, Jun Tang, Humen Zhong, Yuanzhi Zhu, Mingkun Yang, Zhaohai Li, Jianqiang Wan, Pengfei Wang, Wei Ding, Zheren Fu, Yiheng Xu, Jiabo Ye, Xi Zhang, Tianbao Xie, Zesen Cheng, Hang Zhang, Zhibo Yang, Haiyang Xu, and Junyang Lin. Qwen2.5-vl technical report. *arXiv preprint arXiv:2502.13923*, 2025a.
- Jinguo Zhu, Weiyun Wang, Zhe Chen, Zhaoyang Liu, Shenglong Ye, Lixin Gu, Hao Tian, Yuchen Duan, Weijie Su, Jie Shao, Zhangwei Gao, Erfei Cui, Xuehui Wang, Yue Cao, Yangzhou Liu, Xingguang Wei, Hongjie Zhang, Haomin Wang, Weiye Xu, Hao Li, Jiahao Wang, Nianchen Deng, Songze Li, Yinan He, Tan Jiang, Jiapeng Luo, Yi Wang, Conghui He, Botian Shi, Xingcheng Zhang, Wenqi Shao, Junjun He, Yingtong Xiong, Wenwen Qu, Peng Sun, Penglong Jiao, Han Lv, Lijun Wu, Kaipeng Zhang, Huipeng Deng, Jiaye Ge, Kai Chen, Limin Wang, Min Dou, Lewei Lu, Xizhou Zhu, Tong Lu, Dahua Lin, Yu Qiao, Jifeng Dai, and Wenhui Wang. Internvl3: Exploring advanced training and test-time recipes for open-source multimodal models, 2025. URL <https://arxiv.org/abs/2504.10479>.
- Chaoyou Fu, Peixian Chen, Yunhang Shen, Yulei Qin, Mengdan Zhang, Xu Lin, Zhenyu Qiu, Wei Lin, Jinrui Yang, Xiawu Zheng, et al. Mme: A comprehensive evaluation benchmark for multimodal large language models. *arXiv preprint arXiv:2306.13394*, 2023.
- Yuan Liu, Haodong Duan, Yuanhan Zhang, Bo Li, Songyang Zhang, Wangbo Zhao, Yike Yuan, Jiaqi Wang, Conghui He, Ziwei Liu, et al. Mmbench: Is your multi-modal model an all-around player? *arXiv preprint arXiv:2307.06281*, 2023b.
- Bohao Li, Rui Wang, Guangzhi Wang, Yuying Ge, Yixiao Ge, and Ying Shan. Seed-bench: Benchmarking multimodal llms with generative comprehension, 2023.

- Anthony Costarelli, Mat Allen, Roman Hauksson, Grace Sodunke, Suhas Hariharan, Carlson Cheng, Wenjie Li, Joshua Clymer, and Arjun Yadav. Gamebench: Evaluating strategic reasoning abilities of llm agents, 2024. URL <https://arxiv.org/abs/2406.06613>.
- Lanxiang Hu, Qiyu Li, Anze Xie, Nan Jiang, Ion Stoica, Haojian Jin, and Hao Zhang. Gamearena: Evaluating llm reasoning through live computer games, 2024. URL <https://arxiv.org/abs/2412.06394>.
- Jinhao Duan, Renming Zhang, James Diffenderfer, Bhavya Kailkhura, Lichao Sun, Elias Stengel-Eskin, Mohit Bansal, Tianlong Chen, and Kaidi Xu. Gtbench: Uncovering the strategic reasoning limitations of llms via game-theoretic evaluations, 2024. URL <https://arxiv.org/abs/2402.12348>.
- Haoran Zhang, Hangyu Guo, Shuyue Guo, Meng Cao, Wenhao Huang, Jiaheng Liu, and Ge Zhang. Ing-vp: Mllms cannot play easy vision-based games yet, 2024. URL <https://arxiv.org/abs/2410.06555>.
- Xinyu Wang, Bohan Zhuang, and Qi Wu. Are large vision language models good game players? In *International Conference on Learning Representations*, 2025.
- Davide Paglieri, Bartłomiej Cupiał, Samuel Coward, Ulyana Piterbarg, Maciej Wolczyk, Akbir Khan, Eduardo Pignatelli, Łukasz Kuciński, Lerrel Pinto, Rob Fergus, Jakob Nicolaus Foerster, Jack Parker-Holder, and Tim Rocktäschel. Balrog: Benchmarking agentic llm and vlm reasoning on games, 2024. URL <https://arxiv.org/abs/2411.13543>.
- Qwen, :, An Yang, Baosong Yang, Beichen Zhang, Binyuan Hui, Bo Zheng, Bowen Yu, Chengyuan Li, Dayiheng Liu, Fei Huang, Haoran Wei, Huan Lin, Jian Yang, Jianhong Tu, Jianwei Zhang, Jianxin Yang, Jiaxi Yang, Jingren Zhou, Junyang Lin, Kai Dang, Keming Lu, Keqin Bao, Kexin Yang, Le Yu, Mei Li, Mingfeng Xue, Pei Zhang, Qin Zhu, Rui Men, Runji Lin, Tianhao Li, Tianyi Tang, Tingyu Xia, Xingzhang Ren, Xuancheng Ren, Yang Fan, Yang Su, Yichang Zhang, Yu Wan, Yuqiong Liu, Zeyu Cui, Zhenru Zhang, and Zihan Qiu. Qwen2.5 technical report, 2025. URL <https://arxiv.org/abs/2412.15115>.
- Shuai Bai, Keqin Chen, Xuejing Liu, Jialin Wang, Wenbin Ge, Sibao Song, Kai Dang, Peng Wang, Shijie Wang, Jun Tang, Humen Zhong, Yuanzhi Zhu, Mingkun Yang, Zhaohai Li, Jianqiang Wan, Pengfei Wang, Wei Ding, Zheren Fu, Yiheng Xu, Jiabo Ye, Xi Zhang, Tianbao Xie, Zesen Cheng, Hang Zhang, Zhibo Yang, Haiyang Xu, and Junyang Lin. Qwen2.5-vl technical report, 2025b. URL <https://arxiv.org/abs/2502.13923>.
- Zhe Chen, Jiannan Wu, Wenhao Wang, Weijie Su, Guo Chen, Sen Xing, Muyan Zhong, Qinglong Zhang, Xizhou Zhu, Lewei Lu, et al. Internvl: Scaling up vision foundation models and aligning for generic visual-linguistic tasks. In *Proceedings of the IEEE/CVF Conference on Computer Vision and Pattern Recognition*, pages 24185–24198, 2024a.
- Zhe Chen, Weiyun Wang, Hao Tian, Shenglong Ye, Zhangwei Gao, Erfei Cui, Wenwen Tong, Kongzhi Hu, Jiapeng Luo, Zheng Ma, et al. How far are we to gpt-4v? closing the gap to commercial multimodal models with open-source suites. *Science China Information Sciences*, 67(12):220101, 2024b.
- OpenAI. Hello gpt-4o. *OpenAI Blog*, 2024. URL <https://openai.com/index/hello-gpt-4o/>.
- Danny Driess, Fei Xia, Mehdi S. M. Sajjadi, Corey Lynch, Aakanksha Chowdhery, Brian Ichter, Ayzaan Wahid, Jonathan Tompson, Quan Vuong, Tianhe Yu, Wenlong Huang, Yevgen Chebotar, Pierre Sermanet, Daniel Duckworth, Sergey Levine, Vincent Vanhoucke, Karol Hausman, Marc Toussaint, Klaus Greff, Andy Zeng, Igor Mordatch, and Pete Florence. Palm-e: An embodied multimodal language model. In *arXiv preprint arXiv:2303.03378*, 2023.
- Anthony Brohan, Noah Brown, Justice Carbajal, Yevgen Chebotar, Xi Chen, Krzysztof Choromanski, Tianli Ding, Danny Driess, Avinava Dubey, Chelsea Finn, Pete Florence, Chuyuan Fu, Montse Gonzalez Arenas, Keerthana Gopalakrishnan, Kehang Han, Karol Hausman, Alex Herzog, Jasmine Hsu, Brian Ichter, Alex Irpan, Nikhil Joshi, Ryan Julian, Dmitry Kalashnikov, Yuheng Kuang, Isabel Leal, Lisa Lee, Tsang-Wei Edward Lee, Sergey Levine, Yao Lu, Henryk Michalewski, Igor Mordatch, Karl Pertsch, Kanishka Rao, Krista Reymann, Michael Ryoo, Grecia Salazar, Pannag Sanketi, Pierre Sermanet, Jaspiar Singh, Anikait Singh, Radu Soricut, Huong Tran, Vincent Vanhoucke, Quan Vuong, Ayzaan Wahid, Stefan Welker, Paul Wohlhart, Jialin Wu, Fei Xia, Ted Xiao, Peng Xu, Sichun Xu, Tianhe Yu, and Brianna Zitkovich. Rt-2: Vision-language-action models transfer web knowledge to robotic control. In *arXiv preprint arXiv:2307.15818*, 2023.
- Anthony Brohan, Noah Brown, Justice Carbajal, Yevgen Chebotar, Joseph Dabis, Chelsea Finn, Keerthana Gopalakrishnan, Karol Hausman, Alex Herzog, Jasmine Hsu, Julian Ibarz, Brian Ichter, Alex Irpan, Tomas Jackson, Sally Jesmonth, Nikhil Joshi, Ryan Julian, Dmitry Kalashnikov, Yuheng Kuang, Isabel Leal, Kuang-Huei Lee, Sergey Levine, Yao Lu, Utsav Malla, Deeksha Manjunath, Igor Mordatch, Ofir Nachum, Carolina Parada, Jodilyn Peralta, Emily Perez, Karl Pertsch, Jornell Quiambao, Kanishka Rao, Michael Ryoo, Grecia Salazar, Pannag Sanketi, Kevin Sayed, Jaspiar Singh, Sumedh Sontakke, Austin Stone, Clayton Tan, Huong Tran, Vincent Vanhoucke, Steve Vega, Quan Vuong, Fei Xia, Ted Xiao, Peng Xu, Sichun Xu, Tianhe

- Yu, and Brianna Zitkovich. Rt-1: Robotics transformer for real-world control at scale. In *arXiv preprint arXiv:2212.06817*, 2022.
- Tianqi Xu, Linyao Chen, Dai-Jie Wu, Yanjun Chen, Zecheng Zhang, Xiang Yao, Zhiqiang Xie, Yongchao Chen, Shilong Liu, Bochen Qian, Philip Torr, Bernard Ghanem, and Guohao Li. Crab: Cross-environment agent benchmark for multimodal language model agents, 2024. URL <https://arxiv.org/abs/2407.01511>.
- Rogério Bonatti, Dan Zhao, Francesco Bonacci, Dillon Dupont, Sara Abdali, Yinheng Li, Yadong Lu, Justin Wagle, Kazuhito Koishida, Arthur Buckner, Lawrence Jang, and Zack Hui. Windows agent arena: Evaluating multi-modal os agents at scale, 2024. URL <https://arxiv.org/abs/2409.08264>.
- Chi Zhang, Zhao Yang, Jiaxuan Liu, Yucheng Han, Xin Chen, Zebiao Huang, Bin Fu, and Gang Yu. Appagent: Multimodal agents as smartphone users, 2023. URL <https://arxiv.org/abs/2312.13771>.
- Weihao Tan, Wentao Zhang, Xinrun Xu, Haochong Xia, Ziluo Ding, Boyu Li, Bohan Zhou, Junpeng Yue, Jiechuan Jiang, Yewen Li, Ruyi An, Molei Qin, Chuqiao Zong, Longtao Zheng, Yujie Wu, Xiaoqiang Chai, Yifei Bi, Tianbao Xie, Pengjie Gu, Xiyun Li, Ceyao Zhang, Long Tian, Chaojie Wang, Xinrun Wang, Börje F. Karlsson, Bo An, Shuicheng Yan, and Zongqing Lu. Cradle: Empowering foundation agents towards general computer control. *arXiv preprint arXiv:2403.03186*, 2024.
- Peng Chen, Pi Bu, Jun Song, Yuan Gao, and Bo Zheng. Can vlms play action role-playing games? take black myth wukong as a study case, 2024c. URL <https://arxiv.org/abs/2409.12889>.
- Stanislaw Antol, Aishwarya Agrawal, Jiasen Lu, Margaret Mitchell, Dhruv Batra, C Lawrence Zitnick, and Devi Parikh. Vqa: Visual question answering. In *ICCV*, 2015.
- Yash Goyal, Tejas Khot, Douglas Summers-Stay, Dhruv Batra, and Devi Parikh. Making the v in vqa matter: Elevating the role of image understanding in visual question answering. In *Proceedings of the IEEE conference on computer vision and pattern recognition*, pages 6904–6913, 2017.
- Qing Li, Qingyi Tao, Shafiq Joty, Jianfei Cai, and Jiebo Luo. Vqa-e: Explaining, elaborating, and enhancing your answers for visual questions. In *Proceedings of the European Conference on Computer Vision (ECCV)*, pages 552–567, 2018.
- Kenneth Marino, Mohammad Rastegari, Ali Farhadi, and Roozbeh Mottaghi. Ok-vqa: A visual question answering benchmark requiring external knowledge. In *Conference on Computer Vision and Pattern Recognition (CVPR)*, 2019.
- Xinlei Chen, Hao Fang, Tsung-Yi Lin, Ramakrishna Vedantam, Saurabh Gupta, Piotr Dollár, and C Lawrence Zitnick. Microsoft coco captions: Data collection and evaluation server. *arXiv preprint arXiv:1504.00325*, 2015.
- Harsh Agrawal, Karan Desai, Yufei Wang, Xinlei Chen, Rishabh Jain, Mark Johnson, Dhruv Batra, Devi Parikh, Stefan Lee, and Peter Anderson. Nocaps: Novel object captioning at scale. In *Proceedings of the IEEE/CVF international conference on computer vision*, pages 8948–8957, 2019.
- Oleksii Sidorov, Ronghang Hu, Marcus Rohrbach, and Amanpreet Singh. Textcaps: a dataset for image captioning with reading comprehension. In *ECCV*, pages 742–758, 2020.
- Xiang Yue, Yuansheng Ni, Kai Zhang, Tianyu Zheng, Ruoyi Liu, Ge Zhang, Samuel Stevens, Dongfu Jiang, Weiming Ren, Yuxuan Sun, et al. Mmmu: A massive multi-discipline multimodal understanding and reasoning benchmark for expert agi. In *Proceedings of the IEEE/CVF Conference on Computer Vision and Pattern Recognition*, pages 9556–9567, 2024.
- Weihao Yu, Zhengyuan Yang, Linjie Li, Jianfeng Wang, Kevin Lin, Zicheng Liu, Xinchao Wang, and Lijuan Wang. Mm-vet: Evaluating large multimodal models for integrated capabilities, 2023. URL <https://arxiv.org/abs/2308.02490>.
- Weihao Yu, Zhengyuan Yang, Linfeng Ren, Linjie Li, Jianfeng Wang, Kevin Lin, Chung-Ching Lin, Zicheng Liu, Lijuan Wang, and Xinchao Wang. Mm-vet v2: A challenging benchmark to evaluate large multimodal models for integrated capabilities. *arXiv preprint arXiv:2408.00765*, 2024.
- Tianbao Xie, Danyang Zhang, Jixuan Chen, Xiaochuan Li, Siheng Zhao, Ruisheng Cao, Toh Jing Hua, Zhoujun Cheng, Dongchan Shin, Fangyu Lei, Yitao Liu, Yiheng Xu, Shuyan Zhou, Silvio Savarese, Caiming Xiong, Victor Zhong, and Tao Yu. Osworld: Benchmarking multimodal agents for open-ended tasks in real computer environments, 2024.
- Timothy Ossowski, Jixuan Chen, Danyal Maqbool, Zefan Cai, Tyler Bradshaw, and Junjie Hu. Comma: A communicative multimodal multi-agent benchmark. *arXiv preprint arXiv:2410.07553*, 2024.
- Dongfu Jiang, Max Ku, Tianle Li, Yuansheng Ni, Shizhuo Sun, Rongqi Fan, and Wenhui Chen. Genai arena: An open evaluation platform for generative models, 2024. URL <https://arxiv.org/abs/2406.04485>.

In the appendix, we provide the following contents:

Sec A: Provides additional discussion of current limitations and directions for future work.

Sec B: Introduces experimental settings and provides detailed information on the experiments, models, and their performance.

Sec C: Delineates the game selection methodology and sources, including all level designs and prompts.

Sec D: Presents specific details of ELO-based ranking system in V-MAGE.

Sec E: Provides details of supplemental experimental analyses.

Sec F: Presents some case studies.

Sec G: Provides details on miscellaneous material, such as ethical considerations and broader impacts.

## A Limitations and Future Work

**Limitations of Current Game Environments.** While V-MAGE represents a significant step towards evaluating MLLMs in interactive, dynamic, and visually complex environments that closer resemble real-world tasks, the current benchmark is still constrained by the inherent scale and complexity of the included games. Although these environments probe crucial vision-centric abilities and reasoning in continuous spaces, they cannot fully encompass the vast diversity and intricate challenges present in unrestricted real-world scenarios. This is a current boundary imposed by balancing complexity with controllability for systematic evaluation. As MLLM capabilities continue to advance and hardware performance improves, we anticipate being able to incorporate larger and more complex game environments in future iterations of V-MAGE. These future environments will be designed to offer a wider array of challenges, further pushing the limits of MLLM evaluation and narrowing the gap between simulated and real-world performance assessment.

**Future Directions in Agent Evaluation.** The primary focus of this work is the evaluation of MLLM capabilities under a predefined baseline agent strategy, which utilizes a simple historical information processing approach. However, we strongly believe that advancements in agent design and sophisticated strategies can yield substantial performance improvements within the V-MAGE evaluation environment. While our current findings highlight the limitations of the MLLM models themselves, the overall performance in complex game tasks is a product of both the MLLM’s core abilities and the agent’s effectiveness in perception processing, information utilization, and action generation. Therefore, a crucial direction for future work involves conducting further testing and evaluation specifically on the impact of novel and more advanced agentic approaches within V-MAGE. We look forward to exploring how enhanced agents can leverage MLLM capabilities more effectively, thereby driving further development in the field of multimodal agents.

## B Experiments Details

### B.1 Evaluation Pipeline Details

V-MAGE employs a three-module architecture, as illustrated in Figure 2. The specific configurations and details within each module are as follows:

#### B.1.1 Game Module

The Game module encompasses the game simulators and their operational parameters. In V-MAGE, game simulators, representing environments developed with Pygame, are configured to present tasks that test specific visual and reasoning capabilities. To address potential confounding factors such as API latency and computational constraints, V-MAGE employs a frame-pausing mechanism during model inference. This ensures that the game environment remains static while the model processes visual inputs and generates actions, effectively decoupling timing evaluation from raw inference speed. The frequency of these pauses (i.e., how many frames are skipped between action requests) is controlled via tunable hyperparameters, allowing customization based on model capabilities and evaluation requirements.

Regarding real-time execution and inference delays, the frame-pausing mechanism ensures fairness across models. While current models may not consistently achieve real-time inference due to API or GPU limitations, V-MAGE automatically pauses the game environment during model processing. This design allows models to focus on inter-frame visual reasoning without being penalized for hardware limitations. Furthermore, the V-MAGE framework is designed to support future real-time execution for models with sufficient inference speeds through parameter adjustments. This approach isolates the model’s temporal reasoning ability (strategic "when to act") from infrastructure-related delays, enabling a focused assessment of capabilities such as Timing. In V-MAGE, Timing is explicitly designed to evaluate the model’s ability to choose the optimal timing of actions, not the system’s response speed.

### B.1.2 Agent Module

Researchers can modify the agent’s operational mode by adjusting the configuration file. This includes altering historical strategies, such as employing a longer history of steps or sparsely sampling more distant historical records to provide different contextual information to the models. However, for fairness in evaluation and due to resource constraints, we present results obtained using only the naive configuration as a baseline in our main findings. This allows for standardized comparisons across different MLLMs.

In the baseline agent strategy, we utilize historical information comprising three preceding screenshots and the model’s reasoning outputs associated with these screenshots, combined with the current game screenshot, to form the `<history>` and `<image_current_step>` components (as shown in Sec. C.4) that are incorporated into the model’s input framework.

The `<history>` component is structured as follows:

This screenshot is `<step>` steps before the current step of the game. After this frame, your reasoning message was `<history_reasoning>`. After the action was executed, the game info was `<history_action_info>`.

Upon obtaining the model’s output, the system parses the structured response format specified in the prompt to systematically extract both the cognitive reasoning log and action parameters. These extracted elements are subsequently stored and fed back to the game module through a standardized data pipeline. This process ensures consistent interpretation of the model’s decision-making trajectory while maintaining synchronization with the game state.

Taking an input from the actual evaluation process in the **Tempest Run** as an example:

Assume you are playing a PC game called 'Tempest Run'.  
 You need to control a character who moves through a three-dimensional space inside a futuristic tunnel filled with various obstacles and enemies. Your goal is to navigate through the tunnel, avoid or overcome obstacles, and run as far as possible. Avoid colliding with red spikes, purple walls, or failing to deal with green enemies.  
 Use the optimal combination of movements to progress through the tunnel smoothly and efficiently. Monitor the character’s position relative to obstacles and react appropriately to avoid losing progress. Now, I will give you some history screenshots in the game for decision making.

`<image>`  
 This screenshot is three steps before the current step of the game. After this frame, your reasoning message was "'observation': 'The character is running forward in a narrow tunnel with blue lines forming the walls and ceiling. Red spikes are visible on the ground ahead, and green enemies are further down the tunnel. The path appears clear with no immediate obstacles or enemies to avoid.', 'reasoning': 'Maintaining the current trajectory with no action is optimal to continue moving straight towards the green enemy and prepare for a potential slide to eliminate it.', 'action': 'NONE'". After the action was executed, the game info was "Game is running."  
 ... `<image>`  
 This screenshot represents the current step of the game.  
 The last frame shows the current state of the game, while the previous frames show the character’s previous movements.



Important notes: 1. Use JUMP to jump over red spikes on the ground. 2. Use SLIDE to duck and kick green enemies to eliminate them.

...

You should think step by step and respond with the following format, remember to respond with plain text without any special characters or symbols, DO NOT respond in markdown or Latex or any other format.

Response:

Observation: ... (Describe the character’s current position and nearby obstacles or enemies.)

Reasoning: ... (Think step by step and explain how you choose the action.)

Action: ... (Choose ONE of the six actions to control the character. Do NOT add any other words.)

### B.1.3 Model Module

The Model module is primarily responsible for model deployment and parameter control. In addition to closed-source models accessed via APIs, we deployed open-source models on an **8×V100 GPU Azure cluster** for our experiments, utilizing the **vLLM** library for efficient serving. For text output generation across all models, we standardized the decoding parameters by setting **top\_p=0.9** and **temperature=0.8**.

The following models are involved in the V-MAGE evaluation:

**Table 4:** Models involved in V-MAGE.

| Model                  | Organization    | Website   | Open Source |
|------------------------|-----------------|---|-------------|
| GPT-4o-2024-08-06      | OpenAI          | <a href="https://openai.com/index/hello-gpt-4o/">https://openai.com/index/hello-gpt-4o/</a>                           | No          |
| Gemini-2.0-Flash       | Google DeepMind | <a href="https://deepmind.google/technologies/gemini/flash/">https://deepmind.google/technologies/gemini/flash/</a>   |             |
| InternVL2.5-78B        | Shanghai AI Lab | <a href="https://huggingface.co/OpenGVLab/InternVL2_5-78B">https://huggingface.co/OpenGVLab/InternVL2_5-78B</a>       | Yes         |
| InternVL2.5-8B         |                 | <a href="https://huggingface.co/OpenGVLab/InternVL2_5-8B">https://huggingface.co/OpenGVLab/InternVL2_5-8B</a>         |             |
| Qwen2.5VL-72B-Instruct | Alibaba Cloud   | <a href="https://huggingface.co/Qwen/Qwen2.5-VL-72B-Instruct">https://huggingface.co/Qwen/Qwen2.5-VL-72B-Instruct</a> |             |
| Qwen2VL-72B-Instruct   |                 | <a href="https://huggingface.co/Qwen/Qwen2-VL-72B-Instruct">https://huggingface.co/Qwen/Qwen2-VL-72B-Instruct</a>     |             |
| Qwen2VL-7B-Instruct    |                 | <a href="https://huggingface.co/Qwen/Qwen2-VL-7B-Instruct">https://huggingface.co/Qwen/Qwen2-VL-7B-Instruct</a>       |             |

## B.2 Detailed Statistics

### B.2.1 Score-based Performance

Cross-task result analysis reveals the limitations of parameter scaling: In RaceGame Level 1 (with historical frame input), Qwen2VL showed a 429% improvement in score when scaling from 7B to 72B (from 10.43 to 55.19), reaching about 55% of the human baseline score. However, in more complex tasks such as Tempestrun Level 4, InternVL2.5-78B (199.78 points) only improved by 14.4% compared to its 8B version (174.58 points), still achieving only 25% of the human score (800 points). This suggests that parameter scaling cannot compensate for the inherent ability gap in complex dynamic tasks. The detailed scores are presented below:

**Table 5:** Performance analysis based on average scores in Race

| Level             | GPT-4o       | Gemini 2.0-flash | Qwen2.5VL 72B | Qwen2VL 7B | Qwen2VL 72B | InternVL2.5 8B | InternVL2.5 78B | Random | Human  |
|-------------------|--------------|------------------|---------------|------------|-------------|----------------|-----------------|--------|--------|
| Level1            | <b>99.99</b> | 35.41            | 76.01         | 10.43      | 55.19       | 28.12          | 64.56           | 7.30   | 100.00 |
| Level1 No History | 97.87        | 98.91            | 99.95         | 87.46      | 97.87       | 89.54          | <b>99.99</b>    | 1.06   | 100.00 |
| Level2            | <b>67.68</b> | 7.30             | 14.59         | 0.00       | 1.06        | 3.14           | 15.63           | 1.06   | 100.00 |
| Level2 No History | <b>39.57</b> | 22.92            | 26.04         | 1.06       | 23.96       | 5.22           | 26.04           | 1.06   | 100.00 |
| Level3            | <b>48.94</b> | 5.22             | 20.84         | 4.18       | 7.30        | 6.26           | 11.47           | 0.02   | 100.00 |
| Level3 No History | 14.59        | 4.18             | <b>25.00</b>  | 4.18       | 16.67       | 11.47          | 22.92           | 0.00   | 100.00 |
| Level4            | <b>22.92</b> | 6.26             | 21.88         | 0.02       | 2.10        | 0.00           | 2.10            | 14.59  | 100.00 |
| Level5            | 16.67        | 8.34             | 12.51         | 13.55      | 4.18        | <b>20.84</b>   | 7.30            | 5.22   | 100.00 |

**Table 6:** Performance analysis based on average scores in Pong

| Level  | GPT-4o | Gemini<br>2.0-flash | Qwen2.5VL<br>72B | Qwen2VL<br>7B | Qwen2VL<br>72B | InternVL2.5<br>8B | InternVL2.5<br>78B | Random | Human |
|--------|--------|---------------------|------------------|---------------|----------------|-------------------|--------------------|--------|-------|
| Level1 | 0.51   | 0.54                | 0.56             | 0.59          | 0.54           | 0.68              | <b>0.77</b>        | 0.63   | 10.00 |
| Level2 | 0.39   | <b>0.41</b>         | 0.35             | 0.31          | 0.33           | 0.31              | 0.38               | 0.39   | 10.00 |
| Level3 | 0.19   | <b>0.32</b>         | 0.21             | 0.18          | 0.20           | 0.18              | 0.15               | 0.06   | 10.00 |

**Table 7:** Performance analysis based on average scores in Supermario

| Level   | GPT-4o        | Gemini<br>2.0-flash | Qwen2.5VL<br>72B | Qwen2VL<br>7B | Qwen2VL<br>72B | InternVL2.5<br>8B | InternVL2.5<br>78B | Random        | Human   |
|---------|---------------|---------------------|------------------|---------------|----------------|-------------------|--------------------|---------------|---------|
| Level10 | 18.77         | 108.30              | <b>339.57</b>    | 12.51         | 29.16          | 14.61             | 80.19              | 8.36          | 800.00  |
| Level1  | <b>372.85</b> | 109.41              | 142.76           | 33.41         | 216.67         | 69.83             | 203.12             | 86.50         | 800.00  |
| Level2  | <b>424.92</b> | 127.17              | 244.78           | 102.12        | 338.47         | 102.12            | 186.48             | 94.83         | 800.00  |
| Level3  | <b>802.99</b> | 429.10              | 697.91           | 188.54        | 565.46         | 286.44            | 610.26             | 53.19         | 1000.00 |
| Level4  | 369.76        | 251.07              | <b>499.89</b>    | 112.53        | 346.84         | 151.09            | 447.84             | 52.15         | 1400.00 |
| Level5  | 125.08        | 258.33              | 242.72           | 232.29        | 192.75         | 209.41            | <b>433.23</b>      | 380.13        | 800.00  |
| Level6  | 233.36        | 325.96              | 311.36           | 324.96        | 296.79         | 267.70            | 344.74             | <b>472.78</b> | 800.00  |
| Level7  | 440.66        | 527.96              | <b>585.21</b>    | 161.48        | 490.48         | 220.86            | 491.52             | 268.74        | 800.00  |
| Level8  | 91.75         | 211.43              | <b>248.96</b>    | 51.13         | 179.20         | 76.09             | 168.74             | 68.79         | 900.00  |
| Level9  | 693.56        | 594.67              | 690.46           | 162.62        | 508.24         | 201.12            | <b>756.02</b>      | 329.19        | 1300.00 |

**Table 8:** Performance analysis based on average scores in Flappybird

| Level  | GPT-4o      | Gemini<br>2.0-flash | Qwen2.5VL<br>72B | Qwen2VL<br>7B | Qwen2VL<br>72B | InternVL2.5<br>8B | InternVL2.5<br>78B | Random | Human |
|--------|-------------|---------------------|------------------|---------------|----------------|-------------------|--------------------|--------|-------|
| Level1 | <b>3.30</b> | 2.38                | 1.70             | 0.76          | 0.47           | 1.20              | 1.54               | 1.45   | 10.00 |
| Level2 | <b>0.71</b> | 0.47                | 0.38             | 0.20          | 0.12           | 0.36              | 0.39               | 0.34   | 10.00 |
| Level3 | <b>0.57</b> | 0.41                | 0.45             | 0.20          | 0.35           | 0.33              | 0.43               | 0.52   | 10.00 |
| Level4 | 1.33        | 1.50                | 0.79             | <b>1.52</b>   | 0.38           | 1.43              | 0.64               | 0.16   | 10.00 |
| Level5 | <b>1.74</b> | 1.38                | 0.71             | 1.44          | 0.51           | 1.20              | 0.49               | 0.10   | 10.00 |
| Level6 | <b>1.88</b> | 1.05                | 0.73             | 1.62          | 0.56           | 1.14              | 0.66               | 0.17   | 10.00 |
| Level7 | 0.60        | 0.07                | <b>0.66</b>      | 0.03          | 0.14           | 0.00              | 0.13               | 0.00   | 10.00 |

**Table 9:** Performance analysis based on average scores in Tempestrun

| Level  | GPT-4o | Gemini<br>2.0-flash | Qwen2.5VL<br>72B | Qwen2VL<br>7B | Qwen2VL<br>72B | InternVL2.5<br>8B | InternVL2.5<br>78B | Random | Human   |
|--------|--------|---------------------|------------------|---------------|----------------|-------------------|--------------------|--------|---------|
| Level1 | 466.25 | 478.35              | <b>549.98</b>    | 446.92        | 519.22         | 444.71            | 475.22             | 385.72 | 2000.00 |
| Level2 | 361.44 | 356.05              | 349.06           | 352.76        | <b>370.13</b>  | 327.38            | 333.37             | 271.65 | 1500.00 |
| Level3 | 213.73 | 197.91              | <b>238.74</b>    | 208.75        | 220.21         | 197.71            | 216.64             | 190.71 | 1000.00 |
| Level4 | 177.60 | <b>201.67</b>       | 192.79           | 182.91        | 195.19         | 174.58            | 199.78             | 157.17 | 800.00  |

### B.2.2 Variability of Main ELO Rating

Table 10 in the Appendix provides a detailed overview of model performance across various gaming environments, quantified using the ELO rating system. For each evaluated model and game, the table reports the mean ELO rating calculated from multiple evaluation runs. Accompanying each mean rating is a measure of variability, represented as  $\pm 2 \times$  the Standard Error of the Mean (SEM).

**Table 10:** Performance comparison across different games based on the elo ranking system. Results show the average Elo rating and  $\pm 2$  times the standard error of the mean (SEM).

| Game              | Closed-Source             |                           | Open-Source        |                    |                           |                    |                    | Baseline           |
|-------------------|---------------------------|---------------------------|--------------------|--------------------|---------------------------|--------------------|--------------------|--------------------|
|                   | GPT-4o<br>2024-08-06      | Gemini<br>2.0-Flash       | Qwen2VL-7B         | Qwen2VL-72B        | Qwen2.5VL-72B             | InternVL2.5-8B     | InternVL2.5-78B    | Random             |
| <i>Pong</i>       | 1506 ( $\pm 0.7$ )        | <b>1518</b> ( $\pm 0.7$ ) | 1475 ( $\pm 0.7$ ) | 1498 ( $\pm 0.7$ ) | 1498 ( $\pm 0.7$ )        | 1505 ( $\pm 0.7$ ) | 1512 ( $\pm 0.7$ ) | 1488 ( $\pm 0.7$ ) |
| <i>Race</i>       | <b>1604</b> ( $\pm 0.7$ ) | 1520 ( $\pm 0.6$ )        | 1440 ( $\pm 0.7$ ) | 1510 ( $\pm 0.6$ ) | 1551 ( $\pm 0.7$ )        | 1461 ( $\pm 0.7$ ) | 1469 ( $\pm 0.7$ ) | 1445 ( $\pm 0.7$ ) |
| <i>Flappybird</i> | <b>1588</b> ( $\pm 0.8$ ) | 1528 ( $\pm 0.8$ )        | 1447 ( $\pm 0.8$ ) | 1456 ( $\pm 0.8$ ) | 1535 ( $\pm 0.8$ )        | 1492 ( $\pm 0.8$ ) | 1496 ( $\pm 0.8$ ) | 1458 ( $\pm 0.7$ ) |
| <i>Tempestrun</i> | 1514 ( $\pm 1.0$ )        | 1514 ( $\pm 1.0$ )        | 1496 ( $\pm 1.0$ ) | 1529 ( $\pm 1.0$ ) | <b>1535</b> ( $\pm 1.0$ ) | 1474 ( $\pm 1.0$ ) | 1513 ( $\pm 1.0$ ) | 1425 ( $\pm 1.0$ ) |
| <i>Supermario</i> | 1536 ( $\pm 0.9$ )        | 1535 ( $\pm 0.9$ )        | 1380 ( $\pm 0.9$ ) | 1532 ( $\pm 0.9$ ) | <b>1607</b> ( $\pm 0.9$ ) | 1396 ( $\pm 0.9$ ) | 1577 ( $\pm 0.9$ ) | 1437 ( $\pm 0.9$ ) |
| Average           | <b>1550</b>               | 1523                      | 1448               | 1505               | 1545                      | 1466               | 1513               | 1451               |

### B.2.3 Additional Indicators

Due to the dynamic game environments inherent in the V-MAGE evaluation process, certain levels may necessitate a considerable number of tokens during assessment. In this section, using the **Qwen2.5VL-72B** model deployed with **vLLM** as an illustrative example, we provide the statistically averaged frame counts (equal to the number of frames between two neighboring interactions multiplied by the number of interactions) and the average input and output token consumption per game round, serving as a reference.

Depending on the differences in the models and the randomness of the games and reasoning, as well as other further experiments, the full research project may require **more** compute than the experiments reported here. The time of execution of the experiment depends on the network environment and computational power.

**Table 11: SuperMario Average Frames and Tokens Consumed**

| Metric                    | Level 1   | Level 2   | Level 3   | Level 4   | Level 5   | Level 6   | Level 7   | Level 8  | Level 9   | Level 10  | All        |
|---------------------------|-----------|-----------|-----------|-----------|-----------|-----------|-----------|----------|-----------|-----------|------------|
| Average Frames            | 400       | 655.56    | 1000      | 641.2     | 234.00    | 300       | 300       | 148.06   | 504.35    | 950.45    | 5133.62    |
| Average Prompt Tokens     | 150004.78 | 253457.38 | 379649.92 | 266125.09 | 100595.30 | 112241.57 | 111288.00 | 54231.22 | 192642.31 | 361208.32 | 1981443.89 |
| Average Completion Tokens | 10054.86  | 18437.53  | 25428.29  | 18242.65  | 7075.53   | 7639.30   | 7314.46   | 3710.36  | 13492.79  | 24197.61  | 135593.38  |

**Table 12: Race Average Frames and Tokens Consumed**

| Metric                    | Level 1    | Level 2    | Level 3    | Level 1  | Level 2  | Level 3  | Level 4  | Level 5  | Level 6  | All       |
|---------------------------|------------|------------|------------|----------|----------|----------|----------|----------|----------|-----------|
|                           | No History | No History | No History |          |          |          |          |          |          |           |
| Average Frames            | 12.66      | 15.39      | 16.66      | 29.20    | 30.69    | 32.14    | 58.07    | 98.06    | 32.46    | 325.33    |
| Average Prompt Tokens     | 1738.83    | 2309.85    | 2562.15    | 12317.22 | 14044.87 | 14934.32 | 31164.03 | 54346.81 | 17399.59 | 255136.23 |
| Average Completion Tokens | 275.35     | 531.41     | 595.91     | 693.11   | 937.66   | 1060.77  | 2243.55  | 3898.42  | 1517.55  | 20798.72  |

**Table 13: FlappyBird Average Frames and Tokens Consumed**

| Metric                    | Level 1  | Level 2  | Level 3  | Level 4  | Level 5  | Level 6  | Level 7  | All       |
|---------------------------|----------|----------|----------|----------|----------|----------|----------|-----------|
| Average Frames            | 224.73   | 133.34   | 76.49    | 153.11   | 153.87   | 152      | 143.28   | 1036.82   |
| Average Prompt Tokens     | 98273.78 | 57332.59 | 32326.91 | 65853.39 | 66500.27 | 65322.27 | 56528.63 | 442137.84 |
| Average Completion Tokens | 9979.17  | 5772.39  | 3319.76  | 7142.32  | 7309.31  | 7082.73  | 6259.62  | 46865.30  |

**Table 14: TempestRun and PongGame Average Frames and Tokens Consumed**

| Metric                    | Level 1   | Level 2  | Level 3  | Level 4  | All       | Level 1   | Level 2  | Level 3  | All       |
|---------------------------|-----------|----------|----------|----------|-----------|-----------|----------|----------|-----------|
| Average Frames            | 173.58    | 92.70    | 38.98    | 28.72    | 333.98    | 221.79    | 83.98    | 47.00    | 352.77    |
| Average Prompt Tokens     | 108291.56 | 57096.18 | 33218.84 | 22874.80 | 237820.07 | 136254.76 | 50056.53 | 26981.30 | 213292.59 |
| Average Completion Tokens | 7000.84   | 3799.28  | 2316.48  | 1619.33  | 15942.53  | 10998.40  | 4064.67  | 2208.39  | 17271.46  |

### B.2.4 More Models

In addition to the models mentioned in Table B.1.3, a comprehensive evaluation of the reasoning model **Gemini-2.0-flash-thinking** was conducted. Due to the specific nature of the V-MAGE task and the early stage of development for multimodal reasoning models, the suitability of reasoning models for such tasks requires further investigation. We plan to include more reasoning models in the V-MAGE testing plan as they become available.

We also evaluated the more recent **Claude-3.7-sonnet**<sup>1</sup>. Due to budgetary constraints, we were only able to conduct approximately 5 to 10 rounds of testing. When we included Gemini-2.0-flash-thinking and Claude-3.7-sonnet in the ELO calculation, the results are shown in Table 15.

**Table 15: Performance comparison across different games based on the elo ranking system.**

| Model                                 | Pong        | Race        | Flappybird  | Tempestrun  | SuperMario  | Average     |
|---------------------------------------|-------------|-------------|-------------|-------------|-------------|-------------|
| <i>Closed-Source Models</i>           |             |             |             |             |             |             |
| <b>Claude-3.7-sonnet</b>              | <b>1607</b> | <b>1626</b> | <b>1578</b> | 1513        | <b>1601</b> | <b>1591</b> |
| <b>GPT-4o</b>                         | 1487        | 1582        | 1573        | 1514        | 1512        | 1526        |
| <b>Gemini-2.0-Flash</b><br>(Thinking) | 1518        | 1550        | 1533        | 1498        | 1588        | 1553        |
| <b>Gemini-2.0-Flash</b>               | 1502        | 1498        | 1513        | 1515        | 1512        | 1510        |
| <i>Open-Source Models</i>             |             |             |             |             |             |             |
| <b>Qwen2VL-7B</b>                     | 1464        | 1417        | 1438        | 1488        | 1361        | 1412        |
| <b>Qwen2VL-72B</b>                    | 1479        | 1527        | 1521        | 1530        | 1580        | 1543        |
| <b>Qwen2.5VL-72B</b>                  | 1485        | 1489        | 1440        | <b>1531</b> | 1509        | 1494        |
| <b>InternVL2.5-8B</b>                 | 1489        | 1442        | 1481        | 1471        | 1372        | 1428        |
| <b>InternVL2.5-78B</b>                | 1492        | 1447        | 1481        | 1514        | 1546        | 1510        |
| <i>Baseline</i>                       |             |             |             |             |             |             |
| Random                                | 1477        | 1424        | 1440        | 1424        | 1419        | 1431        |

It is important to note that these results may be biased because the number of evaluation rounds is incomplete compared to other models, which is why the **Claude-3.7-sonnet** model was not included in the main results discussed.

Nevertheless, based on the current findings, it is one of the best-performing models on V-MAGE to date.

<sup>1</sup>Anthropic, <https://www.anthropic.com/claude/sonnet>

## C Games in V-MAGE

### C.1 Principles and Standards for Game Selection

**Simplified and unrealistic considerations.** While the simplified visuals in these games differ from real-world scenes, empirical evidence demonstrate that MLLMs comprehend core game semantics (objectives, rules, entities) despite stylistic simplifications. Performance limitations primarily emerge from perceptual inaccuracies (e.g., dynamic object tracking) and multi-step reasoning deficiencies rather than misinterpretation. V-MAGE therefore focuses more on **precise evaluation** than **visual realism** to drive targeted improvements in visual reasoning.

**Selection criteria.** The five games in V-MAGE share critical characteristics (e.g., non-textual state representation, free-form gameplay, and continuous-space environments) while offering diverse challenges.

Our current minimal set covers four **2D** game types through this matrix:

**Table 16:** 2D Game Taxonomy in V-MAGE

|                       | XY-axis  | XZ-axis    |
|-----------------------|----------|------------|
| <b>Linear Process</b> | PongGame | FlappyBird |
| <b>Open Planning</b>  | RaceGame | SuperMario |

The Linear Process implies that the game’s progression is, to some extent, enforced. In PongGame, the ball’s movement direction is determined by the game environment, requiring the model to move paddles on both sides to catch the ball, while in FlappyBird, the forward movement of the bird is compulsory, with the model controlling the height to navigate through pipes. OpenPlanning, in contrast, is relatively more open-ended. In RaceGame, the model can freely control the car’s movement and direction on a plane to reach a trophy. In SuperMario, the model can move and jump in a relatively open environment to collect rewards and earn points.

For **3D** environments, we selected **Tempest Run** for its streamlined visual elements.

V-MAGE’s flexible framework allows seamless integration of new PyGame-based environments. For instance, Tempest Run (one of our five games) was sourced from PyWeek[3], a community-driven game jam with thousands of open-source entries. This demonstrates our framework’s capacity to incorporate externally developed, human-designed games. We provide APIs to wrap new games into V-MAGE’s evaluation pipeline. This allows researchers to easily integrate additional games.

We will continue expanding the benchmark with more diverse titles that meet our selection criteria (e.g., Player vs Player (PVP) games) and will open-source both the codebase and detailed documentation to facilitate community contributions.

### C.2 Design and Implementation

As previously mentioned, V-MAGE enhances the diversity of the evaluation environment by expanding it through level design. Tables in this section detail the settings, rewards, and design objectives for each game’s levels. For more comprehensive visual comparisons and prompt information, please refer to Appendix C.4.

**Race Game** is a skill-based driving game where the objective is to control a car through a maze-like track to reach the trophy while avoiding obstacles. The car is represented by a red or white vehicle with a visible front and back, while the trophy is shown as a golden cup icon. The surrounding white-lined boundaries represent walls, which the car must avoid. For the overall observation and action spaces of the game, including the task and reward definitions, please refer to Table 17.

Each level in Race has a different set of rules and challenges. As presented in Table 18, we manually designed six levels. Levels 1–3 use a *map-view perspective*("map" view), where models adjust absolute coordinates. The four types of movement operations directly translate the vehicle on the map according to the direction of action. Conversely, Levels 4–6 shift to a *first-person perspective*("car"

**Table 17:** Race Environment Details (\* means potentially requires observation).

| Observation space   | Action Space             | Task                                | Reward                                     |
|---|--------------------------|-------------------------------------|--|
| Car Position<br>Trophy Position<br>Obstacle Position*<br>Speed*<br>Acceleration*<br>Facing Angle* | UP, DOWN,<br>LEFT, RIGHT | Move the car<br>to reach the trophy | +100 Success<br>+0 Timeout<br>+0 Destroyed |

view), the observation is centered on the vehicle, and movements are performed based on the vehicle’s perspective, Requiring real-time interpretation of velocity vectors and acceleration constraints. Furthermore, acceleration is introduced in the high-difficulty levels, which further expands the observation space. This requires the model to extract more information from the visual input, including current speed and acceleration, in order to perform rational reasoning.

**Table 18:** Race Level Configurations

| Level | View | bstacle | Initial Direction  | Acceleration | Max Rounds | Sample Frames |
|-------|------|---------|--------------------|--------------|------------|---------------|
| 1     | Map  | No      | -                  | No           | 100        | 1             |
| 2     | Map  | Yes     | -                  | No           | 150        | 1             |
| 3     | Map  | Yes     | -                  | No           | 150        | 1             |
| 4     | Car  | No      | Vertical(up)       | Low          | 150        | 3             |
| 5     | Car  | No      | Horizontal(random) | Mid          | 150        | 3             |
| 6     | Car  | Yes     | Vertical(up)       | Mid          | 150        | 1             |

**SuperMario** is a two-dimensional side-scrolling platformer where the player controls the character Mario navigating through environments populated with various platforms, enemies, and obstacles. The goal is to traverse the level, collect coins, evade or defeat enemies, and reach the flagpole at the stage’s conclusion. Players must avoid falling off platforms, colliding with enemies, or being struck by obstacles. Successful gameplay involves employing optimal movement combinations for smooth and efficient progression, alongside monitoring Mario’s position relative to environmental elements. Task and reward definition is shown in Table 19.

**Table 19:** SuperMario Environment Details.

| Observation space  | Action Space                                   | Task  | Reward   |
|--|--|---|--|
| Mario Position<br>Platforms Position<br>Enemies Position<br>Obstacles Position | UP, UP+LEFT,<br>UP+RIGHT, LEFT,<br>RIGHT, NONE | Collect coins and<br>evade or defeat<br>enemies | +100 for collecting a coin<br>+100 for defeating a Goomba<br>Penalties for falling or collisions |

**Table 20:** SuperMario Level Configurations

| Level | Enemy count | Coin Count | CoinBox Count | Max Rounds | Gameplay                |
|-------|-------------|------------|---------------|------------|-------------------------|
| 1     | 0           | 6          | 2             | 400        | Common                  |
| 2     | 2           | 6          | 2             | 1000       | Common                  |
| 3     | 0           | 17         | 4             | 1000       | Long History (Two ways) |
| 4     | 2           | 17         | 4             | 1000       | Long History (Two ways) |
| 5     | 3           | 8          | 0             | 300        | Left or Right           |
| 6     | 0           | 13         | 0             | 300        | Left or Right           |
| 7     | 0           | 8          | 0             | 300        | Left or Right           |
| 8     | 0           | 12         | 0             | 1000       | Jump Only               |
| 9     | 5           | 8          | 0             | 1000       | Jump and Enemy          |
| 10    | 12          | 0          | 9             | 5000       | Classic W1-1            |

To provide a comprehensive evaluation of MLLMs’ visual reasoning and planning capabilities, SuperMario features ten levels with configurations detailed in Table 20. These levels vary in enemy



count, coin and coinbox quantities, maximum allowed rounds, and specific gameplay mechanics or focuses. Of these, level 10 serves as a standard human-difficulty benchmark, providing a 1:1 replica of the original Super Mario game’s World 1-1 stage.

**Flappy Bird** is a widely recognized side-scrolling mobile game serving as a common benchmark in reinforcement learning. The objective is to control a bird’s vertical movement to navigate through a continuous series of horizontal gaps within vertically oriented pipes. Successful traversal of a pipe pair increments the player’s score, while collision with any pipe or the ground constitutes a terminal state, ending the game. The game mechanic involves a constant downward gravitational pull, counteracted by discrete upward ‘flaps’ initiated by the player.

**Table 21:** Flappy Bird Environment Details (\* means only available at certain levels).

| Observation space    | Action Space | Task   | Reward                                  |
|----------------------|--------------|--|---|
| Bird Position        | UP           | Maneuver the bird to avoid hitting the pipes | +1 per pipe pair passed<br>+0 Collision |
| Bird Velocity        | NONE         |  |   |
| Next Pipe Distance   | DOWN*        |  |   |
| Gap VerticalPosition | KEEP*        |  |   |

Given the high difficulty of human-standard levels for MLLMs, we designed seven levels with progressive difficulty. Specifically, as presented in Table 22, levels 1-3 constitute a simplified game environment where the gravity factor is removed, and height is controlled via UP and DOWN actions to navigate through the pipes. Levels 4-6 are based on the standard difficulty but incorporate a ‘KEEP’ option, enabling the model to maintain the bird’s altitude through this action. Within the same difficulty tier, levels are differentiated by varying the bird’s forward speed and the pipe gap width. Level 7 represents the standard human game difficulty, retaining the original game settings.

**Table 22:** FlappyBird Level Configurations

| Level | Gravity | Availability of "DOWN" | Availability of "KEEP" | Others                                   |
|-------|---------|------------------------|------------------------|--|
| 1 - 3 | No      | Yes                    | Yes                    | Distinguished by gap clearance and speed |
| 4 - 6 | Yes     | No                     | Yes                    |  |
| 7     | Yes     | No                     | No                     | Human Standard                           |

**Pong** Game is a classic two-player adversarial game. The objective is to control the paddles on the left and right sides of the screen to return the ball, preventing it from passing one’s own paddle while simultaneously attempting to make the ball pass the opponent’s paddle. One point is awarded to the player for each successful return of the ball. The final score is the sum of both players’ scores. Task and reward definition is shown in Table 23.

**Table 23:** Pong Game Environment Details.

| Observation space     | Action Space      | Task  | Reward  |
|-----------------------|-------------------|---|---|
| Left Paddle Position  | LEFTUP            | Track the ball’s trajectory and maneuver the left and right paddles to intercept and return the ball. | +1 per successful hit<br>+0 if ball passes paddle |
| Right Paddle Position | LEFTDOWN          |   |   |
| Ball Position         | RIGHTUP           |   |   |
| Ball Trajectory       | RIGHTDOWN<br>NONE |   |   |

**Table 24:** Pong Game Level Configurations

| Level | Paddle Width | Ball Speed | Ball Size | Others                                  |
|-------|--------------|------------|-----------|---|
| 1     | Big          | Slow       | Big       | Ball initial position randomly changes. |
| 2     | Mid          | Mid        | Mid       |   |
| 3     | Small        | Fast       | Small     |   |

Considering the challenges MLLMs face in tracking and temporal tasks, we designed levels with varying difficulty. As shown in Table 24, difficulty for Levels 1-3 is differentiated by adjusting the paddle width and the speed of the ball. Within the same level, the initial position of the ball is randomized, but the relative difficulty remains consistent.

**Table 25:** Tempest Run Environment Details.

| Observation space  | Action Space                            | Task   | Reward                                |
|--|---|--|---------------------------------------|
| Current Character State<br>Nearby Obstacles Position<br>Nearby Obstacles Type<br>Visual Information Quantity | JUMP, LEFT, RIGHT,<br>SLIDE, RISE, NONE | Perform corresponding<br>actions to avoid or<br>destroy obstacles. | Score increases<br>with distance run. |

**Tempest Run** is a third-person perspective 3D runner game where the player controls a character moving within a futuristic tunnel filled with various obstacles and enemies. The objective is to navigate through the tunnel, avoiding or overcoming impediments, and to run as far as possible. Players must specifically avoid colliding with red spikes, purple walls, or failing to manage green enemies. Successful gameplay requires employing optimal combinations of movements for smooth and efficient tunnel traversal, alongside monitoring the character’s position relative to obstacles and reacting appropriately. Task and reward definition is shown in Table 25.

To evaluate MLLMs’ visual comprehension and reactive capabilities within a dynamic 3D environment, Tempest Run includes four levels of varying difficulty. As outlined in Table 26, Levels 1-4 are primarily differentiated by parameters including role speed, cell length (denoting the distance between environmental segments), and random rate (controlling obstacle spawning frequency). These parameters collectively influence the pace of barrier generation and the overall visual complexity of the tunnel environment, thereby varying the level of challenge. Within the same level, the positioning of environmental elements is randomized, while maintaining consistent relative difficulty.

**Table 26:** Tempest Run Level Configurations

| Level | Role Speed | Cell Length | Random Rate | Others   |
|-------|------------|-------------|-------------|--|
| 1     | Slow       | Large       | Low         | Environmental elements initial<br>positions randomly change. |
| 2     | Medium     | Medium      | Medium-Low  |  |
| 3     | Fast       | Small       | Medium-High |  |
| 4     | Very Fast  | Small       | High        |  |

### C.3 Original Sources

Thanks to the open-source community, we are able to leverage existing game codebases to build our benchmark. Here are the codebases we used:

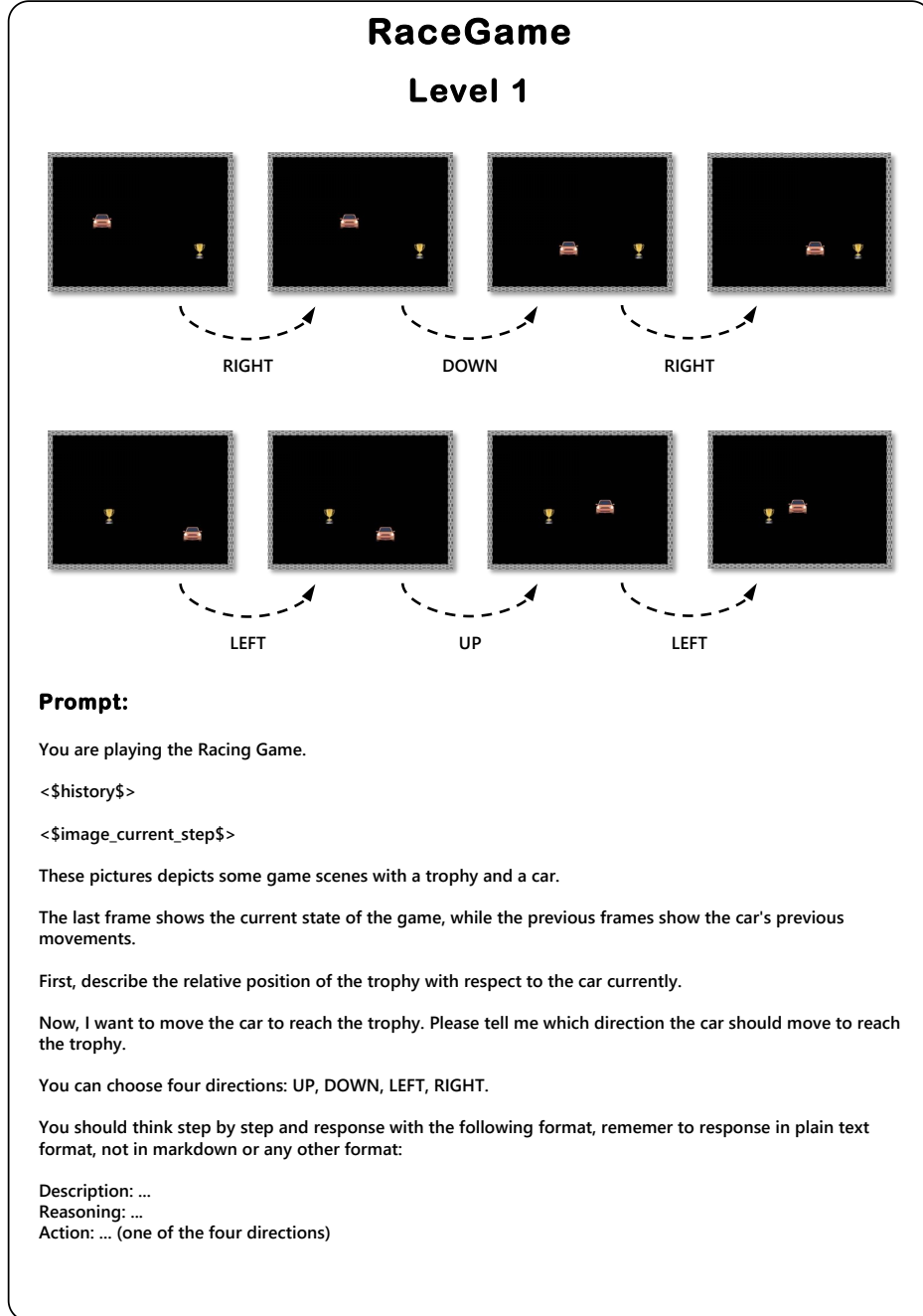
**Table 27:** Game Codebase Sources

| Game               | Codebase  |
|--------------------|---|
| <b>Race</b>        | <a href="https://github.com/tdostilio/Race_Game">https://github.com/tdostilio/Race_Game</a>   |
| <b>FlappyBird</b>  | <a href="https://github.com/agney/pygame-projects/tree/master/Flappy%20Bird">https://github.com/agney/pygame-projects/tree/master/Flappy%20Bird</a> |
| <b>Pong</b>        | <a href="https://github.com/pyGuru123/Python-Games/tree/master/Pong">https://github.com/pyGuru123/Python-Games/tree/master/Pong</a>                 |
| <b>SuperMario</b>  | <a href="https://github.com/mx0c/super-mario-python">https://github.com/mx0c/super-mario-python</a>   |
| <b>Tempest Run</b> | <a href="https://github.com/davidpendergast/pygame-summer-team-jam">https://github.com/davidpendergast/pygame-summer-team-jam</a>                   |

In most cases, the original codebases lacked comprehensive difficulty settings and level designs suitable for systematic evaluation. We therefore modified the default human-oriented game configurations to adapt them for benchmarking purposes, while meticulously designing a diverse set of challenging levels to ensure rigorous assessment.

## C.4 Games and Prompts

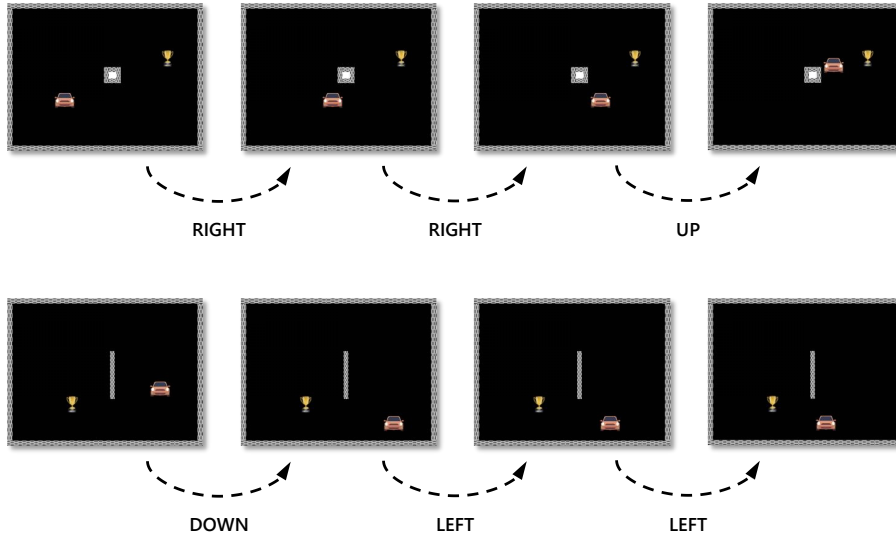
All the games have been modified based on publicly available code. The detailed design is provided below:



**Figure 9: RaceGame Level 1: Level Design and Prompt Overview.** The images showcase the scene from Level 1, illustrating the level design and corresponding prompt. Elements in the same level will randomly change their initial positions while maintaining consistent relative difficulty.

## RaceGame

### Level 2 - 3



#### Prompt:

You are playing the Racing Game.

<\$history\$>

<\$image\_current\_step\$>

These pictures depicts some game scenes with a trophy and a car.

The last frame shows the current state of the game, while the previous frames show the car's previous movements.

First, describe the relative position of the trophy with respect to the car currently.

Then, judge if there are obstacles between the car and the trophy. If there are, describe them and how they affect the car's movement.

Now, I want to move the car to reach the trophy. Please tell me which direction the car should move to reach the trophy. Remember, if the car collides with an obstacle, it will be game over.

You can choose four directions: UP, DOWN, LEFT, RIGHT.

You should think step by step and response with the following format, rememer to response in plain text format, not in markdown or any other format:

Description: ...

Reasoning: ...

Action: ... (one of the four directions)

**Figure 10: RaceGame Level 2-3: Level Design and Prompt Overview.** The images showcase the scene from Level 2-3, illustrating the level design and corresponding prompt. Elements in the scene will randomly change their initial positions while maintaining consistent relative difficulty.

## RaceGame

### Level 1 - 3 No History



#### Prompt:

You are playing the Racing Game.

<\$image\_current\_step\$>

These pictures depicts some game scenes with a trophy and a car.

The last frame shows the current state of the game, while the previous frames show the car's previous movements.

First, describe the relative position of the trophy with respect to the car currently.

(Only for Level 2/3)

Then, judge if there are obstacles between the car and the trophy. If there are, describe them and how they affect the car's movement.

Now, I want to move the car to reach the trophy. Please tell me which direction the car should move to reach the trophy. Remember, if the car collides with an obstacle, it will be game over.

You can choose four directions: UP, DOWN, LEFT, RIGHT.

You should think step by step and response with the following format, rememer to response in plain text format, not in markdown or any other format:

Description: ...

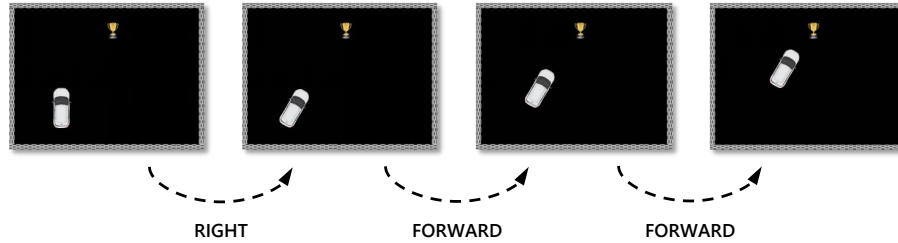
Reasoning: ...

Action: ... (one of the four directions)

**Figure 11: RaceGame Level 1-3 No History: Level Design and Prompt Overview.** The images showcase the scene from Level 1-3 No History, illustrating the level design and corresponding prompt. Elements in the scene will randomly change their initial positions while maintaining consistent relative difficulty. Same as the original levels except the input sequence has been changed to the single image.

## RaceGame

### Level 4



#### Prompt:

Assume you are playing a PC game called 'Racing Game'.

<\$history\$>

<\$image\_current\_step\$>

These pictures depicts some game scenes with a trophy and a car.

The last frame shows the current state of the game, while the previous frames show the car's previous movements.

First, describe the relative position of the trophy with respect to the car currently, and judge if there are obstacles between the car and the trophy. If there are, describe them and how they affect the car's movement.

Then, I want you to move the car to reach the trophy. Remember, if the car collides with an obstacle, it will be game over.

You should imagine you are the driver of the car, which means you are facing the same direction as the car. Then you should think about the car's movement from the driver's perspective.

To do this, you should judge if the car is moving, and if so, in which direction it is moving. You should also consider the car's current position and the direction it is facing.

You should think step by step and make some reasoning about the car's movement.

You can choose four actions: FORWARD, BACKWARD, LEFT, RIGHT.

Response with the following format, rememer to response in plain text format, not in markdown or any other format:

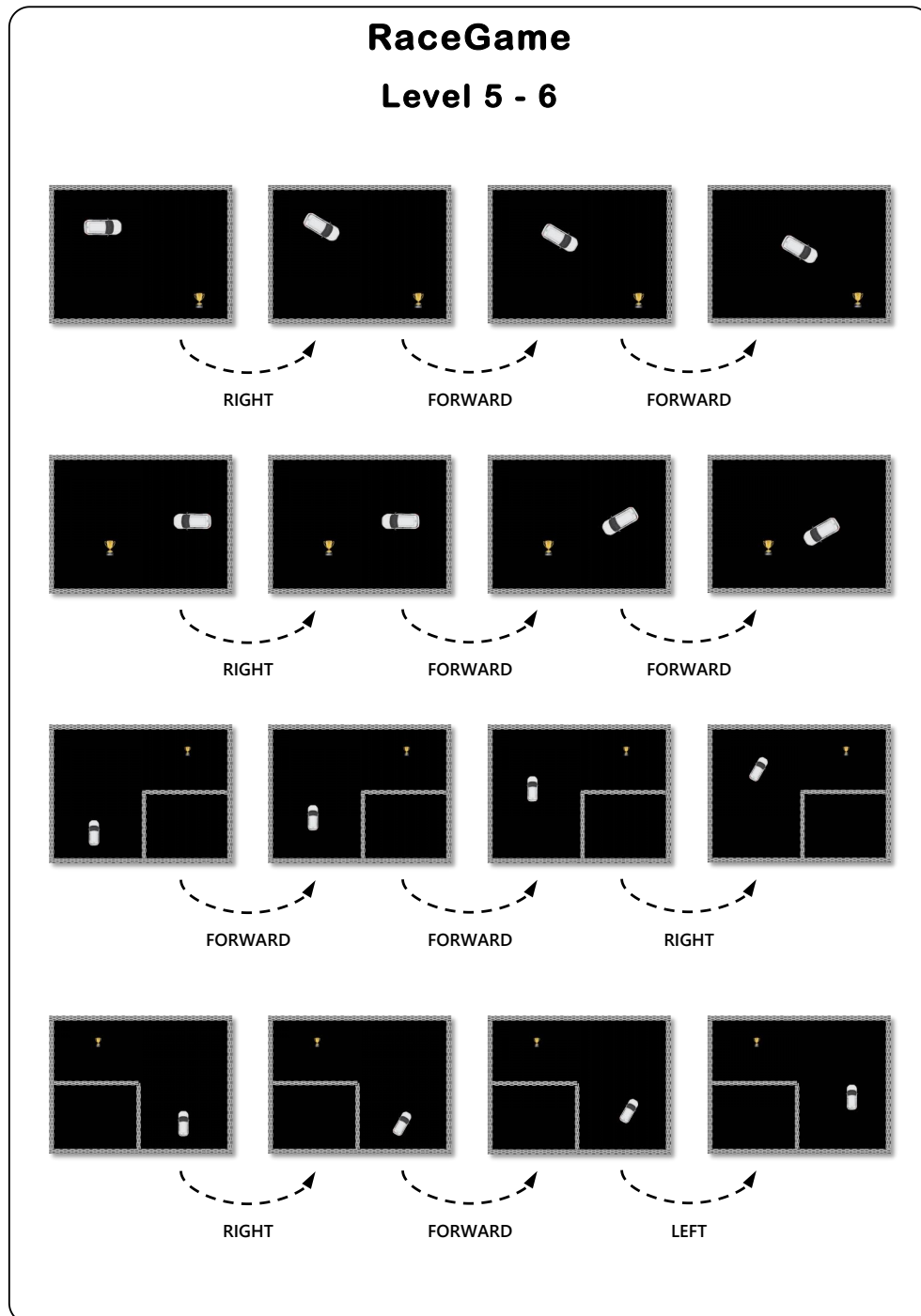
Description: ...(including the relative position, obstacles, and the car's movement)

Reasoning: ...

Action: ... (one of the four actions)

**Figure 12: RaceGame Level 4: Level Design and Prompt Overview.** The images showcase the scene from Level 4, illustrating the level design and corresponding prompt. Elements in the same level will randomly change their initial positions while maintaining consistent relative difficulty.

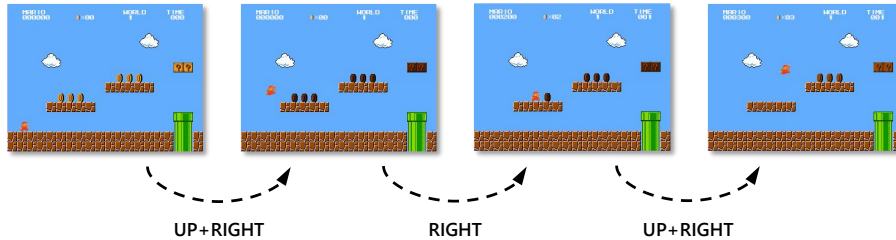




**Figure 13: RaceGame Level 5-6: Level Design and Prompt Overview.** The images showcase the scene from Level 5-6, illustrating the level design and corresponding prompt. Elements in the same level will randomly change their initial positions while maintaining consistent relative difficulty. **The prompt is the same as in Level 4.**

# SuperMario

## Level 1



### Prompt:

Assume you are playing a PC game called 'Super Mario'.

You need to control Mario, who can move in a two-dimensional space consisting of various platforms, enemies, and obstacles. Your goal is to navigate through the level, collect coins, avoid or defeat enemies, and reach the flagpole at the end of the stage. Avoid falling off the platforms, colliding with enemies, or being hit by obstacles.

Use the optimal combination of movements to progress through the level smoothly and efficiently. Monitor Mario's position relative to obstacles, platforms, and enemies.

<\$history\$>

<\$image\_current\_step\$>

This screenshot represents the current step of the game.

The last frame shows the current state of the game, while the previous frames show Mario's previous movements.

**\*\*Important notes:\*\***

1. Mario can jump (actions involving UP) only if he is on the ground or on a solid surface like a platform or pipe.
2. If Mario is in mid-air, he can only use LEFT or RIGHT to adjust his position, or NONE to continue falling or moving with momentum.

You can make six types of actions to control Mario:

1. UP: Makes Mario jump upward (only available when Mario is on the ground or solid platforms).
2. LEFT: Moves Mario left.
3. RIGHT: Moves Mario right.
4. UP+LEFT: Makes Mario jump upward and left simultaneously (only available when on the ground or solid platforms).
5. UP+RIGHT: Makes Mario jump upward and right simultaneously (only available when on the ground or solid platforms).
6. NONE: No new action is performed; Mario continues to be affected by gravity (if airborne) or momentum from previous movements.

Note that DOWN has no effect and cannot be used, so you should never attempt to use it.

You should think step by step and respond with the following format, remember to respond with plain text without any special characters or symbols, DO NOT respond in markdown or Latex format.

Response:

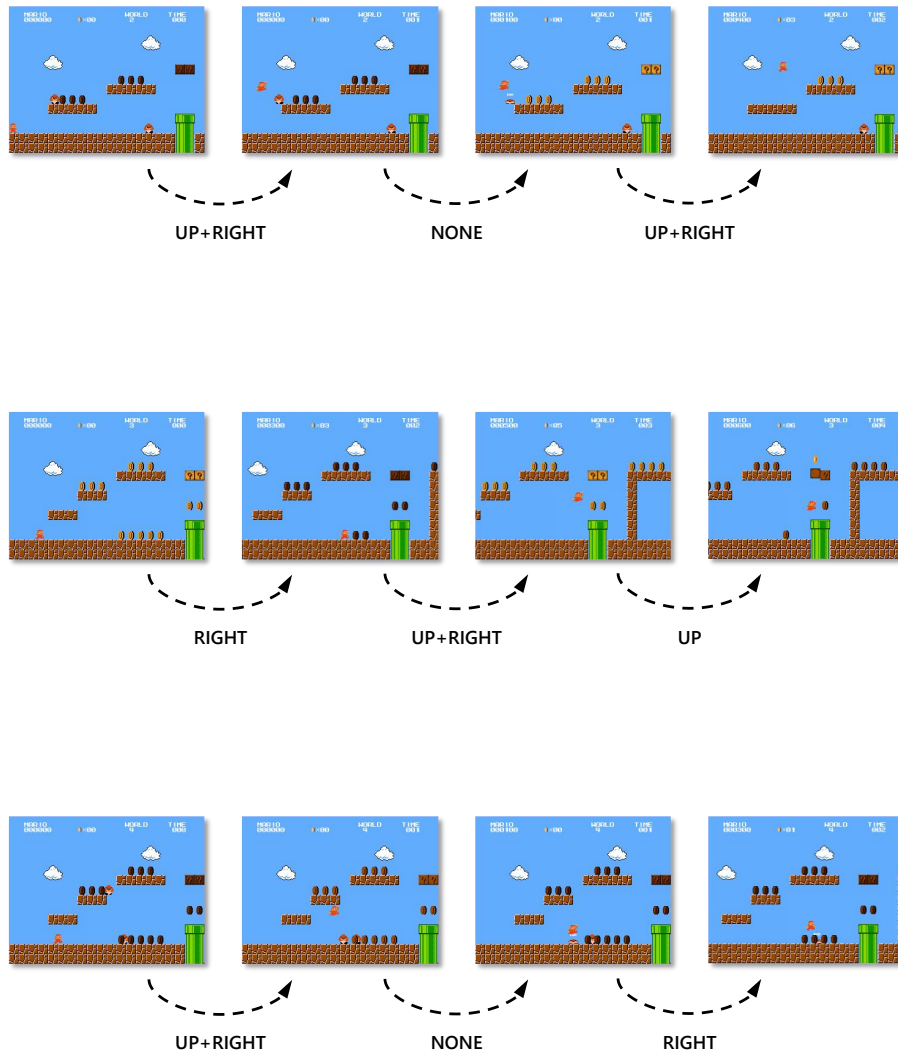
Observation: ... (Describe Mario's current position, nearby platforms, enemies, and obstacles.)

Reasoning: ... (Think step by step and explain how you choose the action.)

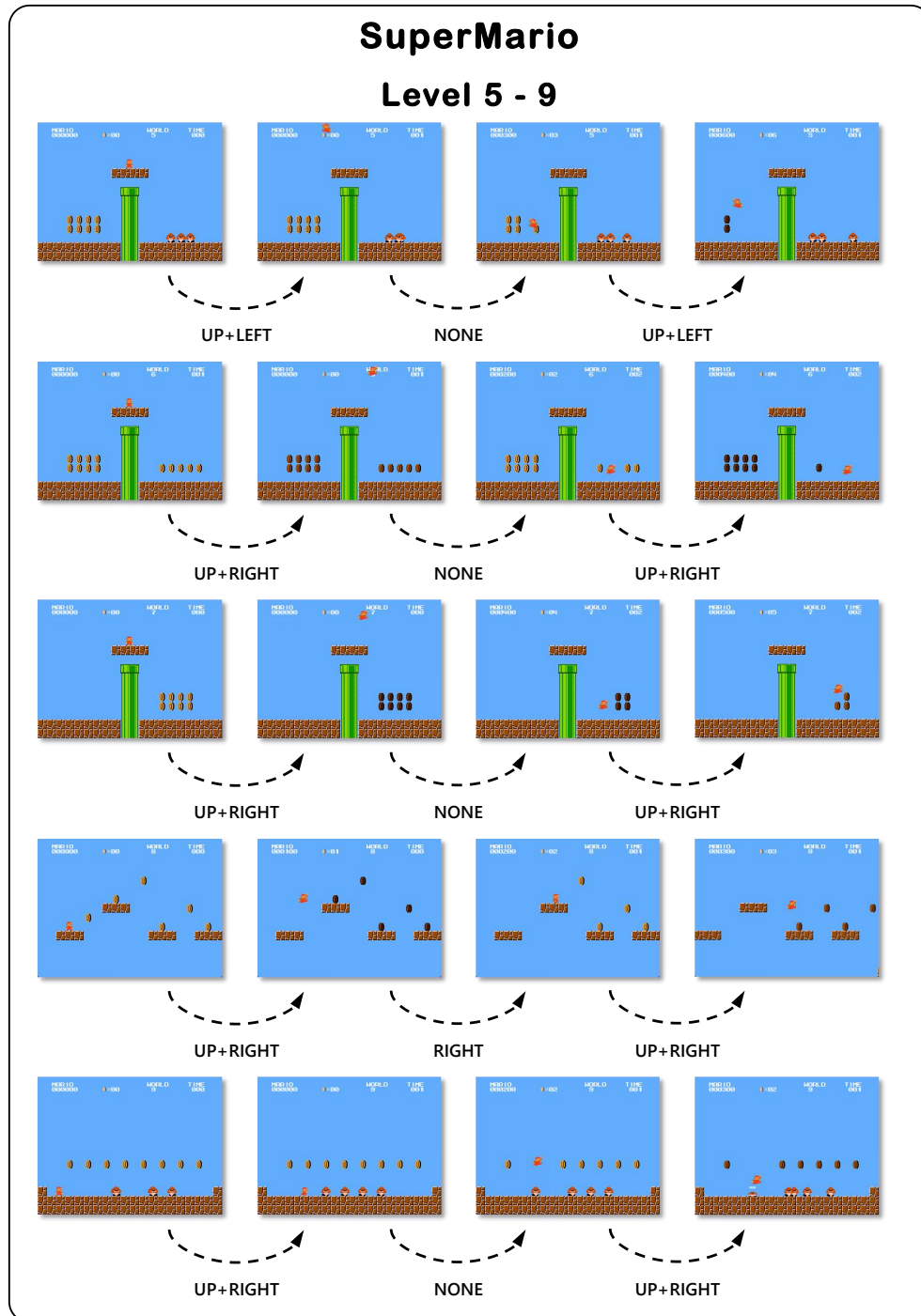
Action: ... (Choose one of the six actions to control Mario. Do NOT add any other words.)

**Figure 14: SuperMario Level 1: Level Design and Prompt Overview.** The images showcase the scene from Level 1, illustrating the level design and corresponding prompt.

## SuperMario Level 2 - 4



**Figure 15: SuperMario Level 2-4: Level Design and Prompt Overview.** The images showcase the scene from Level 2-4, illustrating the level design and corresponding prompt. The prompt is the same as in Level 4.




**Figure 16: SuperMario Level 5-9: Level Design and Prompt Overview.** The images showcase the scene from Level 5-9, illustrating the level design and corresponding prompt. The prompt is the same as in Level 4.

# SuperMario

## Level 10

This level is a 1:1 replica of the [World 1-1](https://www.mariowiki.com/World_1-1_(Super_Mario_Bros.)) scene from the original SuperMario game.

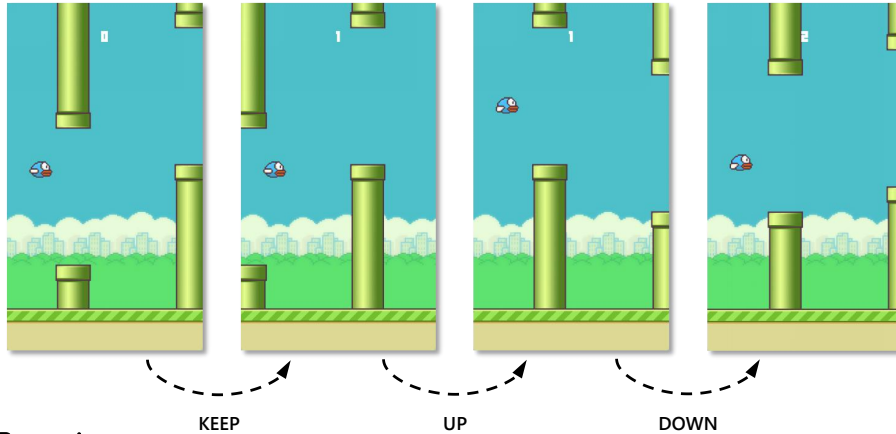
[https://www.mariowiki.com/World\\_1-1\\_\(Super\\_Mario\\_Bros.\)](https://www.mariowiki.com/World_1-1_(Super_Mario_Bros.))



**Figure 17: SuperMario Level 10 (Standard Level): Level Design and Prompt Overview.** The images showcase the scene from Level 10, illustrating the level design and corresponding prompt. This is The standard level that matches the difficulty of the human game. **The prompt is the same as in Level 4.**

# FlappyBird

## Level 1 - 3



### Prompt:

Assume you are playing a PC game called 'Flappy Bird'.

You need to control a bird that moves towards the right of the screen automatically. Your goal is to navigate through gaps between pipes without hitting them. Avoid hitting pipes or screen boundaries. Pass through as many gaps as possible to maximize your score.

Monitor the bird's position, the gap's height, and distance to the pipe.

In this version of the game, to make the game easier, there is no gravity, and the bird will NOT fall automatically. You can make the bird rise or fall by using the UP or DOWN action. Besides, you can also choose to keep the bird's current position without making it rise or fall.

In other words, you only need to determine the height of the bird can pass through the pipe at this time, if not, then through the UP or DOWN to adjust, when the height is appropriate, you can choose KEEP to let the bird through the pipe!

<\$history\$>

<\$image\_current\_step\$>

This screenshot represents the current step of the game.

The last frame shows the current state of the game, while the previous frames show the car's previous movements.

You can make two types of actions to control the bird:

1. UP: Makes the bird rise a bit of distance.
2. DOWN: Makes the bird fall a bit of distance.
3. KEEP: The bird will keep the current position.

You should think step by step and response with the following format, remember to response the plain text without any special characters or symbols, DO NOT response in markdown or Latex format.

Observation: ... (describe the current position of the bird and the gap.)

Reasoning: ... (think step by step and explain how you choose the action.)

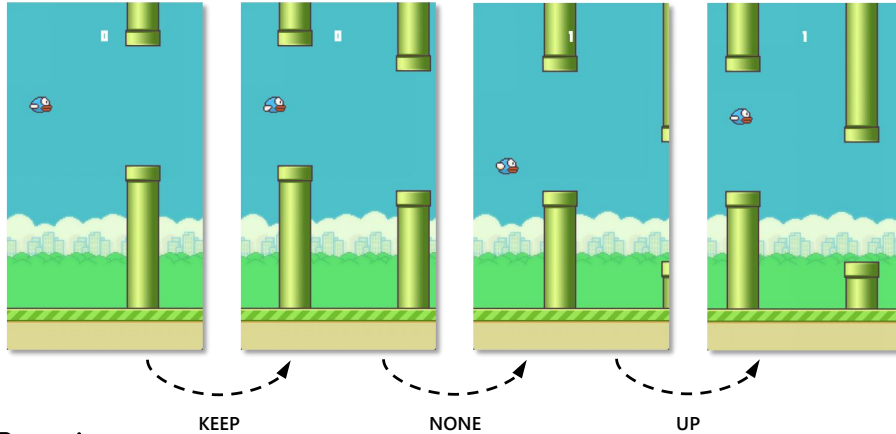
Action: ... (choose one of the three actions (UP or NONE or KEEP) to control the bird.)

**Figure 18: FlappyBird Level 1-3: Level Design and Prompt Overview.** The images showcase the scene from Level 1, illustrating the level design and corresponding prompt. Levels are differentiated by the pipe gap width and the bird's forward speed. Elements in the same level will randomly change their initial positions while maintaining consistent relative difficulty.



# FlappyBird

## Level 4 - 6



### Prompt:

Assume you are playing a PC game called 'Flappy Bird'.

You need to control a bird that moves towards the right of the screen automatically. Your goal is to navigate through gaps between pipes without hitting them. Avoid hitting pipes or screen boundaries. Pass through as many gaps as possible to maximize your score.

Flap only when necessary to align with the next gap.  
Monitor the bird's position, the gap's height, and distance to the pipe.  
Adjust timing to maintain smooth movement and avoid collisions.

In this version of the game, to make the game easier, you can also choose to keep the bird's current position without making it rise or fall. This additional action can help you maintain the bird's height when needed. You can try to use this action to navigate through the gaps more effectively.

<\$history\$>

<\$image\_current\_step\$>

This screenshot represents the current step of the game.

The last frame shows the current state of the game, while the previous frames show the car's previous movements.

You can make two types of actions to control the bird:

1. UP: Makes the bird rise.
2. NONE: The bird will falls a bit due to gravity.
3. KEEP: The bird will keep the current position.

You should think step by step and response with the following format, remember to response the plain text without any special characters or symbols, DO NOT response in markdown or Latex format.

Response:

Observation: ... (describe the current position of the bird and the gap.)

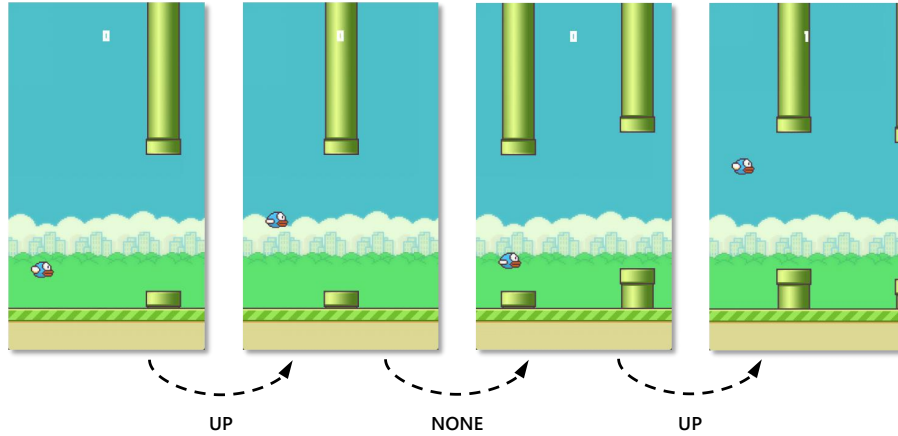
Reasoning: ... (think step by step and explain how you choose the action.)

Action: ... (choose one of the three actions (UP or NONE or KEEP) to control the bird.)

**Figure 19: FlappyBird Level 4-6: Level Design and Prompt Overview.** The images showcase the scene from Level 4, illustrating the level design and corresponding prompt. Levels are differentiated by the pipe gap width and the bird's forward speed. Elements in the same level will randomly change their initial positions while maintaining consistent relative difficulty.

# FlappyBird

## Level 7



### Prompt:

Assume you are playing a PC game called 'Flappy Bird'.

You need to control a bird that moves towards the right of the screen automatically. Your goal is to navigate through gaps between pipes without hitting them. Avoid hitting pipes or screen boundaries. Pass through as many gaps as possible to maximize your score.

Flap only when necessary to align with the next gap.  
Monitor the bird's position, the gap's height, and distance to the pipe.  
Adjust timing to maintain smooth movement and avoid collisions.

<\$history\$>

<\$image\_current\_step\$>

This screenshot represents the current step of the game.

The last frame shows the current state of the game, while the previous frames show the car's previous movements.

You can make two types of actions to control the bird:

1. UP: Makes the bird rise.
2. NONE: The bird may fall a bit due to gravity.

You should think step by step and response with the following format, remember to response the plain text without any special characters or symbols, DO NOT response in markdown or Latex format.

Response:

Observation: ... (describe the current position of the bird and the gap.)

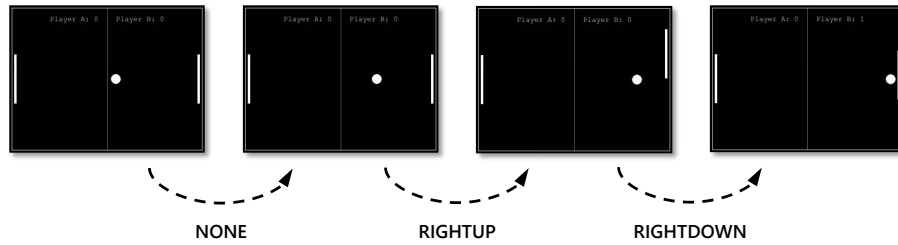
Reasoning: ... (think step by step and explain how you choose the action.)

Action: ... (choose one of the two actions (UP or NONE) to control the bird.)

**Figure 20: FlappyBird Level 7 (Standard Level): Level Design and Prompt Overview.** The images showcase the scene from Level 7, illustrating the level design and corresponding prompt. Elements in the same level will randomly change their initial positions while maintaining consistent relative difficulty. This is The standard level that matches the difficulty of the human game.

# PongGame

## Level 1 - 3



### Prompt:

Assume you are playing a PC game called 'Pong'.

You need to control two paddles on the left and right sides of the screen to hit a ball back and forth. Your goal is to prevent the ball from passing your paddle while trying to make it pass the opponent's paddle. Each time the ball is successfully hit by a paddle, that side gains one point. The final score is the sum of both sides' points.

Control the paddles' movements to align with the ball's trajectory and ensure successful hits. Adjust the paddles' positions smoothly to respond to the ball's movement and maintain control over the game.

<\$history\$>

<\$image\_current\_step\$>

This screenshot represents the current step of the game.

The last frame shows the current state of the game, while the previous frames show the paddles' and ball's previous movements.

You can make four types of actions to control the paddles:

1. LEFTUP: Moves the left paddle up.
2. LEFTDOWN: Moves the left paddle down.
3. RIGHTUP: Moves the right paddle up.
4. RIGHTDOWN: Moves the right paddle down.
5. NONE: No action.

You should think step by step and respond with the following format, remember to respond with plain text without any special characters or symbols, DO NOT respond in markdown or Latex format.

Observation: ... (describe the current positions of both paddles, the ball, and the ball's movement trajectory.)

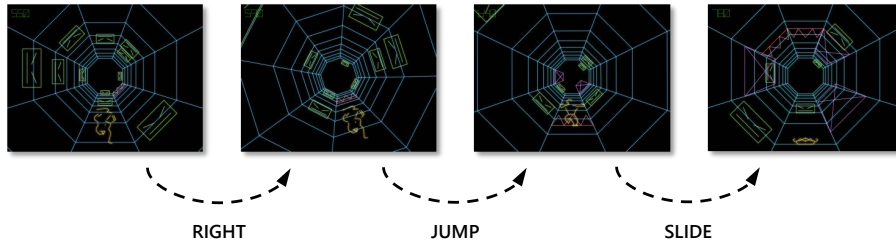
Reasoning: ... (think step by step and explain how you choose the action, including predictions about wall reflections and the ball's trajectory.)

Action: ... (choose one of the four actions: LEFTUP, LEFTDOWN, RIGHTUP, RIGHTDOWN, NONE. Do NOT add any other words.)

**Figure 21: PongGame Level 1-3: Level Design and Prompt Overview.** The images showcase the scene from Level 1, illustrating the level design and corresponding prompt. Levels are differentiated by the paddle width and the ping pong ball's speed. The ping pong ball in the same level will randomly change its initial position while maintaining consistent relative difficulty.

# Tempest Run

## Level 1 - 4



### Prompt:

Assume you are playing a PC game called 'Tempest Run'.

You need to control a character who moves through a three-dimensional space inside a futuristic tunnel filled with various obstacles and enemies. Your goal is to navigate through the tunnel, avoid or overcome obstacles, and run as far as possible. Avoid colliding with red spikes, purple walls, or failing to deal with green enemies.

Use the optimal combination of movements to progress through the tunnel smoothly and efficiently. Monitor the character's position relative to obstacles and react appropriately to avoid losing progress.

<\$history\$>

<\$image\_current\_step\$>

This screenshot represents the current step of the game.

The last frame shows the current state of the game, while the previous frames show the character's previous movements.

Important notes:

1. Use JUMP to jump over red spikes on the ground.
2. Use SLIDE to duck and kick green enemies to eliminate them.
3. Use LEFT or RIGHT to move around obstacles, such as purple walls or spikes.
4. Use RISE to return to a normal running position after a SLIDE.
5. NONE is a valid action to maintain the current state if no immediate action is needed.

You can make six types of actions to control the character:

1. JUMP: Makes the character jump upward, useful for avoiding ground obstacles like red spikes.
2. LEFT: Moves the character to the left.
3. RIGHT: Moves the character to the right.
4. SLIDE: Makes the character duck and slide forward, useful for dealing with green enemies or passing under certain obstacles.
5. RISE: Returns the character to a normal running position after sliding.
6. NONE: No new action is performed; the character maintains their current trajectory.

You should think step by step and respond with the following format, remember to respond with plain text without any special characters or symbols, DO NOT respond in markdown or Latex or any other format.

Response:

Observation: ... (Describe the character's current position and nearby obstacles or enemies.)

Reasoning: ... (Think step by step and explain how you choose the action.)

Action: ... (Choose ONE of the six actions to control the character. Do NOT add any other words.)

**Figure 22: Tempest Run Level 1-4: Level Design and Prompt Overview.** The images showcase the scene from Level 1, illustrating the level design and corresponding prompt. Levels are differentiated by the speed of barrier generation and the amount of visual information available. Elements in the same level will randomly change their initial positions while maintaining consistent relative difficulty.

## D Elo Performance Comparison Protocol Details

The core methodology for metrics evaluation in V-MAGE comprises two interconnected components: *performance comparison* and *statistical stabilization*.

### Performance Comparison Protocol.

Each model begins with an initial Elo rating  $R_m^{(0)} = 1500$ , where  $m \in \mathcal{M}$  represents the set of candidate models. We conducted 100 evaluation rounds for each game level  $\ell$  where models were randomly paired in each round through a shuffle operation:

$$\mathcal{P}_t = \{(A_t, B_t) \mid A_t, B_t \stackrel{\text{rand}}{\sim} \mathcal{M}^\ell, A_t \neq B_t\} \quad (1)$$

where  $A_t$  and  $B_t$  denote the paired models in round  $t$ .

For paired models  $(A, B)$ , their game scores  $\text{score}_A$  and  $\text{score}_B$  are compared next. We first construct

$$f(m) = (\text{score}_m, \text{valid\_rate}_m) \quad (2)$$

where  $\text{valid\_rate}_m$  represents the proportion of actions output by model  $m$  in this game round that conform to the formatting requirements. The outcome  $(S_A, S_B) \in \{(1, 0), (0, 1), (0.5, 0.5)\}$  is determined by:

$$(S_A, S_B) = \begin{cases} (1, 0) & \text{if } f(A) \succ f(B) \\ (0, 1) & \text{if } f(A) \prec f(B) \\ (0.5, 0.5) & \text{otherwise} \end{cases} \quad (3)$$

The rating update mechanism follows the classical Elo formulation with enhanced stability controls. For models  $A$  and  $B$  with pre-match ratings  $R_A$  and  $R_B$ , their expected performance is calculated as:

$$E_A = \frac{1}{1 + 10^{(R_B - R_A)/400}}, \quad E_B = \frac{1}{1 + 10^{(R_A - R_B)/400}} \quad (4)$$

where the denominator base 10 and scaling factor 400 establish a logarithmic relationship between rating differences and expected outcomes. The post-match ratings become:

$$\begin{aligned} R'_A &= R_A + K(S_A - E_A) \\ R'_B &= R_B + K(S_B - E_B) \end{aligned} \quad (5)$$

where  $K$  is a constant determining the sensitivity of the rating system (typically set to 32),

### Stabilization through Randomized Iteration.

To ensure the robustness of rating updates, V-MAGE implements multi-pass stabilization protocol. All historical comparisons are aggregated into a win/loss pool:

$$\mathcal{W} = \bigcup_{g \in \mathcal{G}} \bigcup_{\ell \in \mathcal{L}_g} \bigcup_{t=1}^N (A_{g\ell t}, B_{g\ell t}, S_A^{g\ell t}, S_B^{g\ell t}) \quad (6)$$

which undergoes  $T = 10^4$  independent shuffles. For each permutation  $\pi_i(\mathcal{W})$ , complete rating recalculation yields  $R_m^{(i)}$ . The final stabilized rating combines these trials:

$$\bar{R}_m = \frac{1}{T} \sum_{i=1}^T R_m^{(i)} \quad (7)$$

## E Additional Experimental Details

### E.1 Unit Tests For Core Visual Abilities Experiment

**Table 28:** Basic visual capabilities and their corresponding simple game levels.

| Visual Abilities | Game       | Levels          |
|------------------|------------|-----------------|
| Tracking         | Pong       | 1, 2, 3         |
| Positioning      | Race       | 1, 1_no_history |
| Visual Grounding | TempestRun | 1               |
| Timing           | FlappyBird | 1, 2, 3         |

The unit testing framework conducts a systematic assessment of fundamental visual capabilities by drawing from the comprehensive V-MAGE benchmark. In each carefully designed level of a game, a random baseline score is first determined by averaging scores from random actions. Following this, the performance of each evaluated model on the said level is quantified by calculating the percentage of rounds where the model’s score outperforms this established random baseline. The specific game levels used for assessing each ability are listed in Table 28.

As illustrated in Figure 5, model performances across representative levels for four fundamental visual competencies reveal critical insights: In tracking tasks requiring cross-frame analysis, nearly all models underperform random baselines. This indicates that while current models achieve reasoning through caption-based approaches in single-frame tasks, they struggle to extract discriminative features in multi-frame scenarios requiring fine-grained spatiotemporal comparisons. The quantitative results for each model across the four core visual abilities are presented in Table 29.

**Table 29:** Performance of MLLMs on Core Visual Ability Unit Tests (% Exceeding Random Baseline)

| Model            | Positioning | Tracking    | Visual Grounding | Timing      |
|------------------|-------------|-------------|------------------|-------------|
| Qwen2VL 7B       | 0.50        | 0.27        | 0.56             | 0.36        |
| Qwen2VL 72B      | 0.76        | 0.26        | 0.70             | 0.43        |
| Qwen2.5VL 72B    | 0.88        | 0.25        | 0.68             | <b>0.51</b> |
| InternVL2.5 78B  | 0.82        | <b>0.33</b> | 0.66             | 0.49        |
| InternVL2.5 8B   | 0.60        | 0.28        | 0.55             | 0.39        |
| Gemini-2.0-Flash | 0.68        | 0.32        | <b>0.70</b>      | <b>0.51</b> |
| GPT4o            | <b>0.98</b> | 0.29        | 0.66             | 0.58        |

It is important to interpret the results of these unit tests within their intended scope. Designed to assess fundamental visual competencies, these tests utilize a random baseline score as the primary reference point. While a model significantly outperforming this random baseline indicates a degree of relevant reasoning ability in that specific task dimension, it does not necessarily imply a high level of overall competence. The random baseline represents minimal performance, and even achieving scores far exceeding it on these foundational tests serves primarily to diagnose basic capabilities rather than validate advanced mastery required for complex gameplay.

### E.2 Perceptual Skipping Experiment

To further investigate the interplay between visual perception and reasoning, we conducted supplementary experiments where textual descriptions of the game state were provided, effectively bypassing the visual perception module (see Table 30 for detailed results on Flappy Bird Level 3 and Pong Level 2).

The results indicate that alleviating the perceptual challenge generally improves performance, particularly for larger models like GPT-4o and the 72B/78B parameter models, supporting the hypothesis

**Table 30:** Model performance on simple levels with and without textual state information.

| Model            | Flappy Bird |         | Pong     |         |
|------------------|-------------|---------|----------|---------|
|                  | w/o Text    | w/ Text | w/o Text | w/ Text |
| Qwen2.5VL 7B     | 0.8         | 0.35    | 0.19     | 0.25    |
| InternVL2.5 8B   | 0.31        | 0.76    | 0.19     | 0.31    |
| Qwen2.5VL 72B    | 0.35        | 2.17    | 0.21     | 1.19    |
| InternVL2.5 78B  | 0.59        | 2.39    | 0.16     | 0.52    |
| GPT4o            | 0.57        | 4.55    | 0.20     | 3.89    |
| Gemini-2.0-Flash | 0.42        | 4.89    | 0.32     | >10     |
| random           | 0.52        |         | 0.18     |         |
| human            | > 10        |         | > 10     |         |

that visual perception is a significant bottleneck. However, even with this intervention, model scores remained substantially lower than the human baseline (>10), underscoring the presence of critical reasoning and planning deficiencies beyond visual perception, as discussed earlier.

Notably, the performance gains from text input were more pronounced for larger models, suggesting their enhanced capacity to leverage structured textual information for reasoning, whereas smaller models exhibited less consistent benefits or even performance degradation in some cases. This finding further highlights that while perception is a challenge, fundamental reasoning limitations persist across models and are not fully overcome even when provided with simplified, textual state representations.


### E.3 Anchoring Bias Experiments

**Table 31:** Average number of rounds for each model to generate different responses.

| Model  | Race       | FlappyBird | Pong       | TempestRun | Avg.       |
|--|------------|------------|------------|------------|------------|
| Qwen2VL 7B   | 4.3        | 25.9       | 13.7       | 7.3        | 12.8       |
| Qwen2.5VL 72B                                      | 2.3        | 19.3       | 2.6        | 5.3        | 7.4        |
| InternVL2.5 8B                                     | 2.0        | 6.9        | 6.7        | 8.0        | 5.9        |
| InternVL2.5 78B                                    | 6.8        | 16.0       | 2.0        | 3.0        | 7.0        |
| GPT4o  | <b>1.0</b> | <b>1.6</b> | <b>1.0</b> | <b>1.0</b> | <b>1.1</b> |
| <b>PCC <math>r</math></b><br>(Avg. Rounds vs. ELO) | -0.63      | -0.86      | -0.88      | -0.64      | -0.75      |

Due to the possibility of models receiving identical visual inputs over multiple rounds in Super Mario (e.g., being stuck in a corner), we conducted a statistical analysis using lots of rounds of responses from each model across the other four games. This was done by iterating through the recorded interactions for each level and measuring the number of sequential rounds where the model’s output response remained unchanged. The average of these durations across interactions within a game provides the metric presented in Table 31.

The results indicate that GPT-4o updates its responses more actively and frequently when the visuals change, while other models do so less frequently. This may suggest that GPT-4o is more sensitive to subtle visual updates, enabling it to make timely inferences and more accurately track game progress.



**Figure 23:** In the prior reasoning processes, GPT-4o accurately identified the car’s orientation relative to the trophy’s position. However, in the final reasoning instance, due to anchoring bias, the model misinterpreted previous historical information and incorrectly assumed that the car’s orientation was already directed toward the trophy. Consequently, despite correctly determining the direction, the model executed an erroneous action.

In the example of Figure 23, GPT-4o’s response during the final interaction is as follows:

Description: The car is currently facing diagonally towards the **bottom-right** of the screen. The trophy is positioned near the car, slightly to the **right**. There are no visible obstacles between the car and the trophy, indicating a clear path. The car has been moving consistently forward in the previous steps, maintaining its alignment towards the trophy.

Reasoning: Given the car’s orientation towards the trophy and the absence of obstacles, the car’s current position and direction remain favorable for reaching the trophy. Continuing to move forward is the most efficient strategy to maintain the direct path to the trophy. The car’s current trajectory should allow it to reach the trophy without any adjustments.

Action: FORWARD

#### E.4 Analysis of GPT4o Errors in V-MAGE

We have collected **2,351** prompt-response pairs generated by GPT-4o while completing all levels for 1 to 5 rounds. From these, **494** examples were randomly and uniformly sampled for manual error annotation. The frequency of occurrence for various error types is presented in Table 32.

**Table 32:** Error count by error type and game environment

| Error Type                | FlappyBird | Pong | Race | SuperMario | TempestRun |
|---------------------------|------------|------|------|------------|------------|
| no error                  | 30         | 18   | 54   | 88         | 21         |
| perception error          | 80         | 26   | 26   | 47         | 42         |
| direction error           | 2          | 19   | 13   | 16         | 8          |
| recognition error         | 1          | 0    | 0    | 0          | 5          |
| perception incomplete     | 3          | 0    | 8    | 10         | 10         |
| reasoning error           | 24         | 4    | 9    | 10         | 6          |
| history misinterpretation | 21         | 0    | 1    | 6          | 2          |
| action inappropriate      | 0          | 0    | 5    | 0          | 0          |
| inconsistency             | 0          | 0    | 14   | 1          | 0          |
| instruction following     | 0          | 0    | 2    | 0          | 0          |

The definitions of each error type are presented as follows:

- **no error:** There is no error in the response.
- **perception error:** Description misinterpreted elements.
- **direction error:** A type of perception error. Confused directions (e.g., LEFT/RIGHT)
- **recognition error:** A type of perception error. Failed to identify key objects/elements.
- **perception incomplete:** Description missed important elements in the scene.
- **reasoning error:** Flawed logic in the reasoning section for the chosen action.
- **history misinterpretation:** A type of reasoning error. Misunderstood the game history.
- **action inappropriate:** A type of reasoning error. The chosen Action is clearly wrong given the Observation/Reasoning.
- **inconsistency:** Inconsistent action plans in multiple response processes.
- **instruction following:** Failed to follow instructions in the prompt.



## F Case Study




Figure 24: case studies group 1.

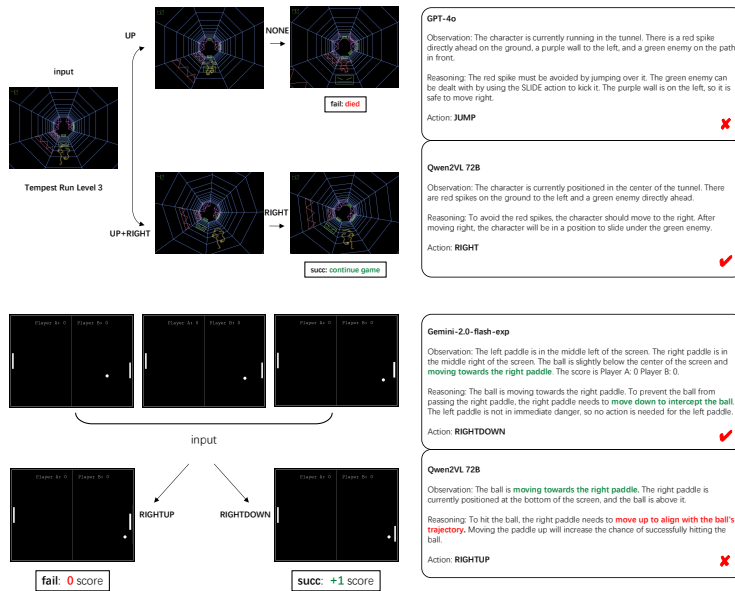


Figure 25: case studies group 2.

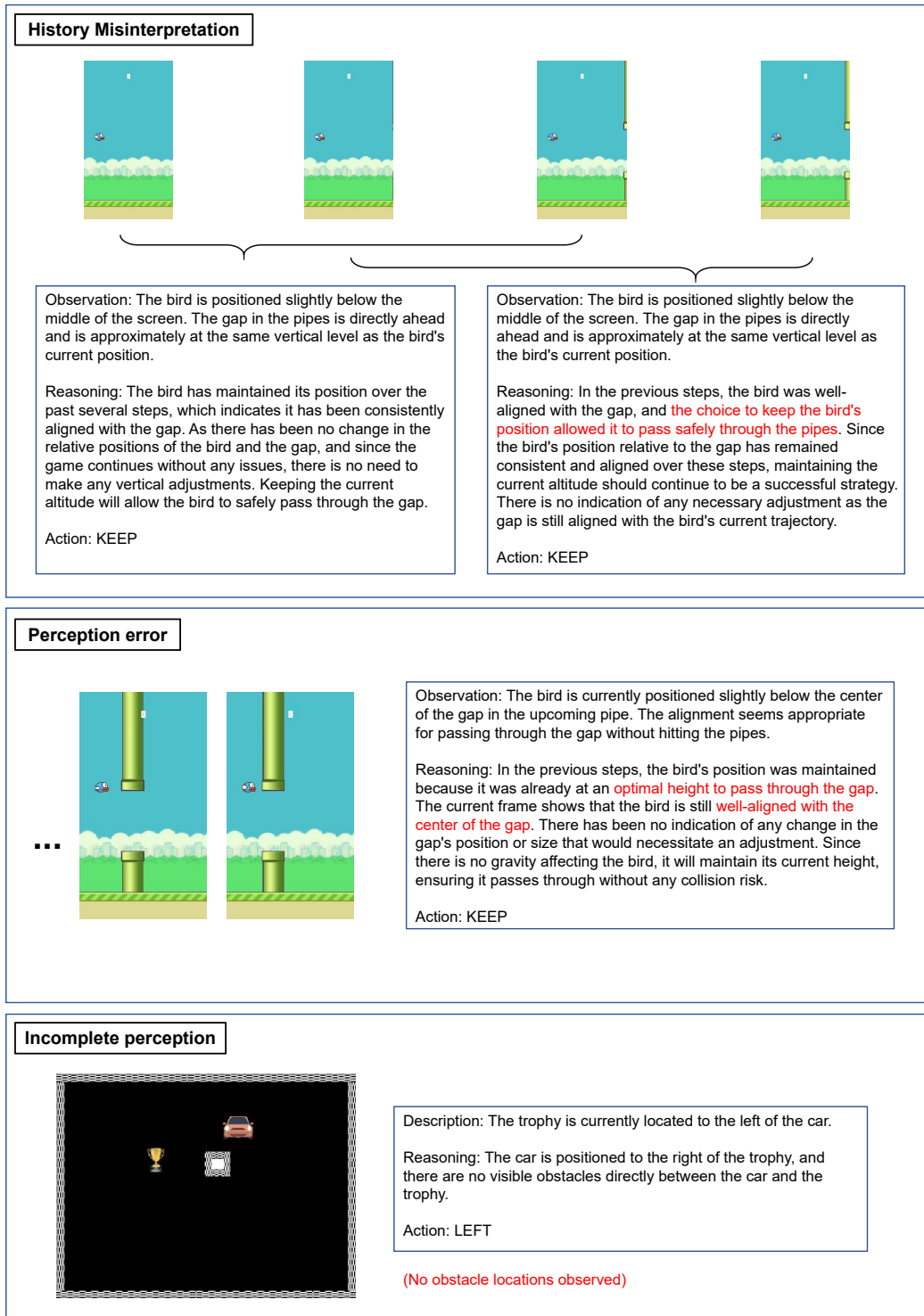


Figure 26: Error analysis in GPT4o cases.

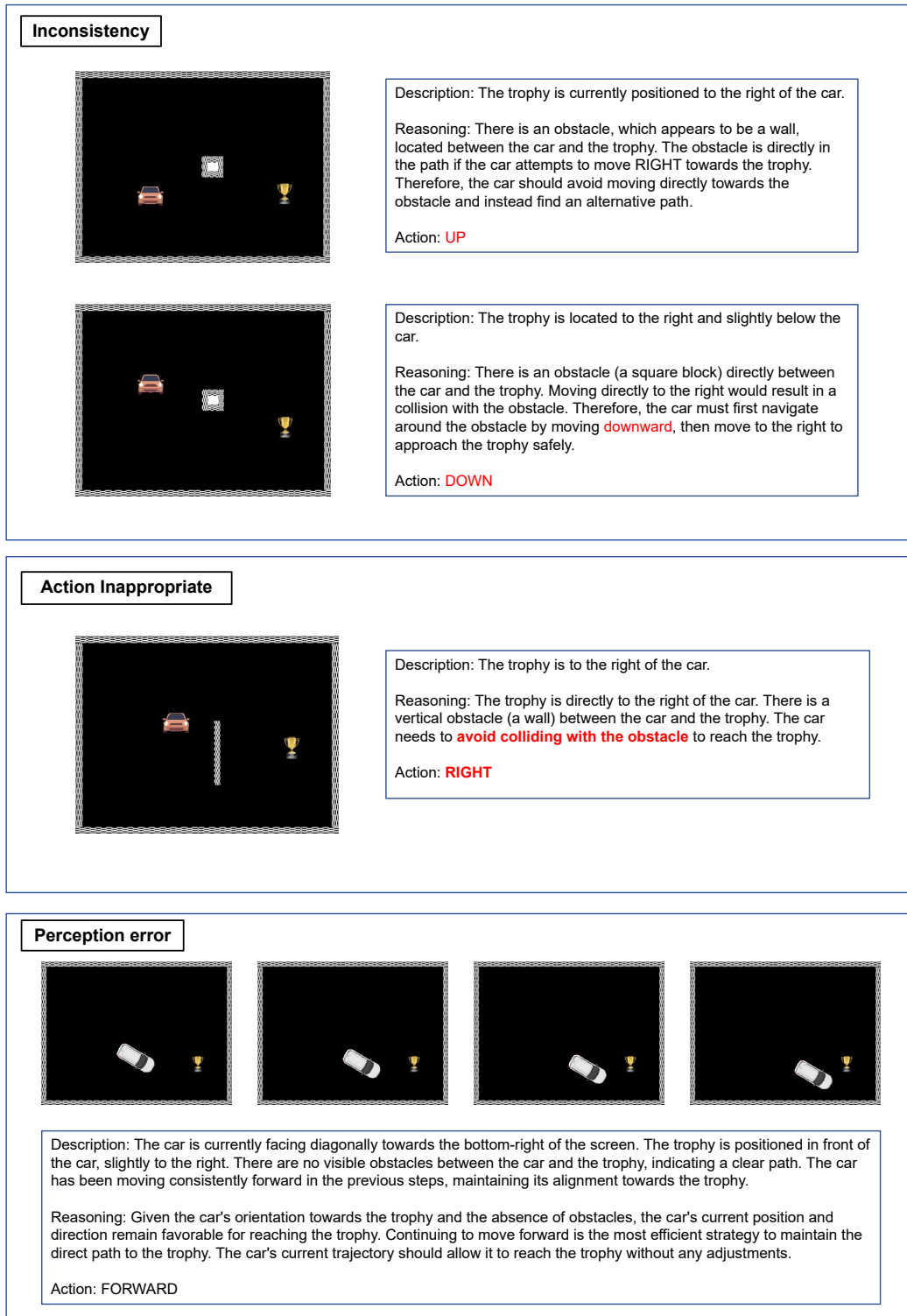


Figure 27: Error analysis in GPT4o cases.

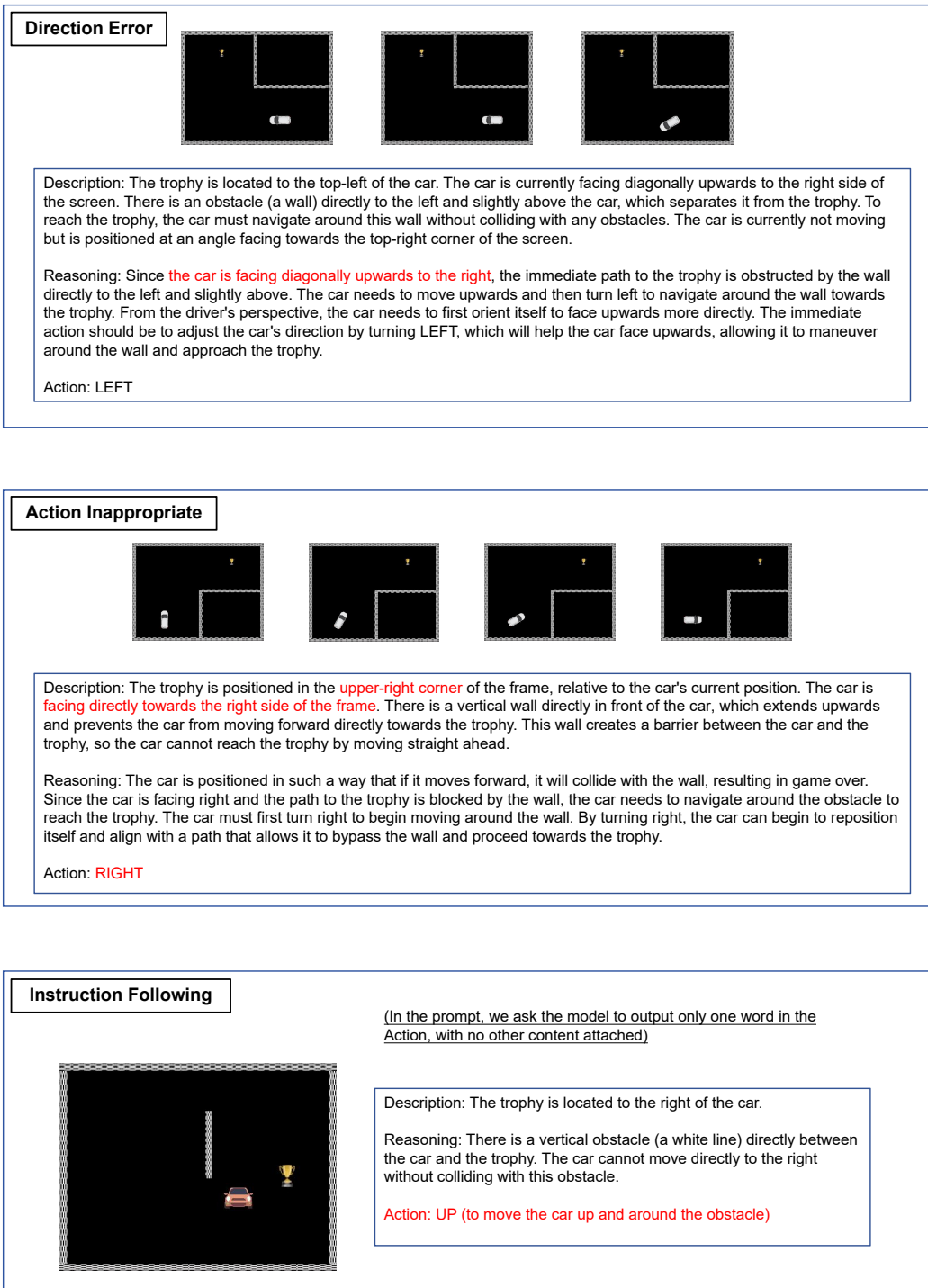
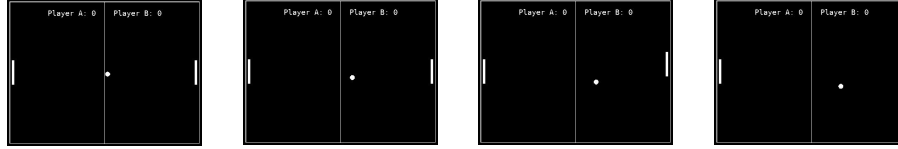


Figure 28: Error analysis in GPT4o cases.

### Direction Error

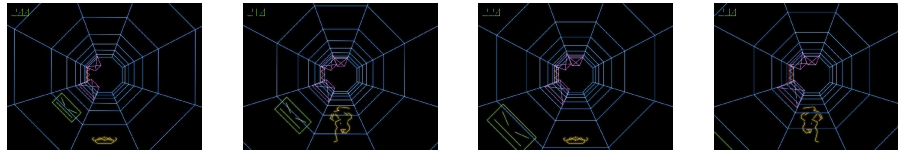


Observation: The left paddle is positioned in the middle of the left side. The right paddle is slightly above the center on the right side. The ball is moving towards the right side of the screen and is slightly above the center line, continuing its trajectory towards the right paddle.

Reasoning: The ball is heading towards the right paddle and is slightly **above** the center line. Given the ball's trajectory, it appears to be on a direct path towards the **upper part of the right paddle**. The right paddle is already positioned slightly above the center, which aligns well with the ball's current path. To ensure the ball is intercepted effectively, the right paddle should be moved up slightly to account for any upward drift in the ball's trajectory. The left paddle does not need any adjustment since the ball is moving away from it.

Action: RIGHTUP

### Direction Error

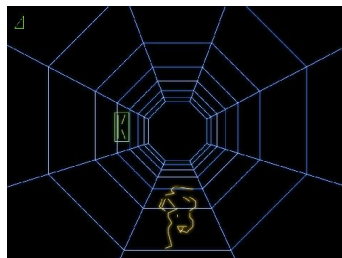


Observation: The character is currently in a normal running position at the bottom center of the tunnel. There is a purple wall approaching in the center of the tunnel.

Reasoning: The character is in a normal running position, and there is a purple wall **directly ahead**. To avoid the purple wall, the character should move around it by using the **LEFT** action to shift to the left. This will help the character to safely navigate through the tunnel without colliding with the wall.

Action: **LEFT**

### Action Inappropriate



Observation: The character is currently running in the center of the tunnel, and there is a green enemy approaching in the **left section** of the tunnel ahead.

Reasoning: The green enemy is approaching on the left side, and to eliminate it, the character **needs to perform a slide**. Sliding will allow the character to duck and kick the green enemy. Since the character is currently running in the center, sliding will position them correctly to deal with the green enemy.

Action: SLIDE

Figure 29: Error analysis in GPT4o cases.

## **G Miscellaneous Material**

### **G.1 Impacts Statement**

This research contributes to the field of multimodal models by providing a novel and challenging benchmark for evaluating vision-centric capabilities in dynamic environments. The primary positive impact is facilitating the diagnosis of limitations in current MLLMs and guiding future research towards developing more capable, robust, and potentially safer AI systems for real-world interaction. As our work focuses on foundational evaluation in simulated environments and does not involve the deployment of high-risk models or the collection of sensitive personal data, the potential for negative societal impacts is considered minimal and indirect at this stage. We believe that developing better evaluation tools is a crucial step towards building more reliable and trustworthy AI.

### **G.2 Safeguards**

The main contribution of this work is an open-source benchmark framework and modifications to existing open-source game code. These released materials do not inherently pose a high risk for misuse in the way that powerful generative models or sensitive datasets might. The V-MAGE framework and code will be made publicly available under a standard open-source license. We emphasize that the responsible use of the benchmark and interpretation of its results are expected from the research community. No specific technical safeguards beyond standard practices for open-source scientific software releases are deemed necessary for this work.

### **G.3 Crowdsourcing and Research with Human Subjects**

Research involving human subjects in this paper was limited to inviting a small number of participants (N=5) to perform tasks within the V-MAGE game environments for the purpose of establishing a human performance baseline. Participants were provided with the standard game rules and objectives, identical to the instructions given to the evaluated models (see Appendix C.4 for details on setup and prompts). Participation was entirely voluntary, and no compensation was provided. No sensitive or personally identifiable information was collected from participants.

### **G.4 Institutional Review Board (IRB) Approvals**

Given the nature of the human participant involvement in this study – which involved minimal risk, voluntary participation in playing publicly available games with no collection of sensitive data or foreseeable harm beyond typical computer use – formal Institutional Review Board (IRB) review and approval were not required according to the guidelines applicable at the institutions involved. Participants were fully informed about the task prior to their involvement, and their voluntary agreement to participate served as informed consent for this minimal risk research activity.