

User Manual

Letter of Equivalency

Cirriculum Development Center Sanothimi, Bhaktapur



Contents

1. Organization Background.....	1
2. Project Overview.....	1
3. Application Login.....	2
4. Apply for LOE of class 10.....	6
Basic Details.....	6
Guardian Information.....	8
10 Academic Details.....	9
Final Submit.....	10
My LOE.....	11
5. Apply for LOE of class 12.....	13
Academic Details 10.....	15
Academic Details 12.....	16
Final Submit.....	16
My LOE.....	18

1. Organization Background

Curriculum Development Centre (CDC) was established in 2028 B.S. It develops curricula (school level curriculum, textbooks, teacher's guide etc.), approves additional material and provides Letter of Equivalency (LOE) for those students, who graduated from foreign Board/University willing to either further study or engage in a profession or both in Nepal. It is a mandatory document as per our law. A student seeking to LOE needs to submit application with academic certificates and necessary documents in a prescribed document with prescribed fee to Curriculum Development Centre (CDC) If all criteria are met the applicant is issued LOE. The business process of issuing LOE is depicted in figure below.

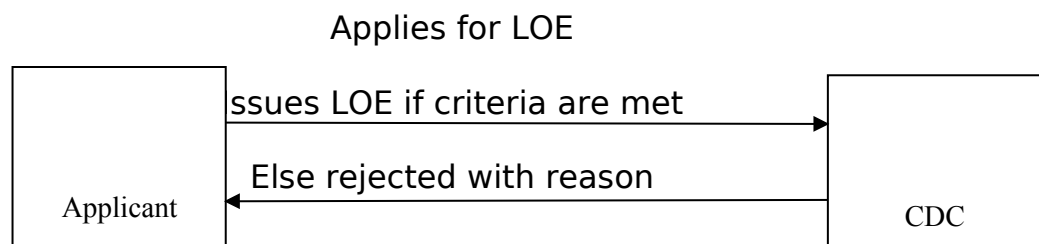


Fig: Business Process of Issuing LOE

The current system is a manual process where applicants physically present their necessary documents and fee in hard copy to CDC and upon verification CDC issues LOE. There is an internal MIS for record keeping purpose only which facilitates working staff in the process of issuance of LOE. The LOE issued by CDC is used by students mandatorily in three places; first they present it to the ministry for NOC, or they present it to the Schools/Universities /Colleges that they have enrolled, and third they present it to screening institutions for job market either public or private employer.

2. Project Overview

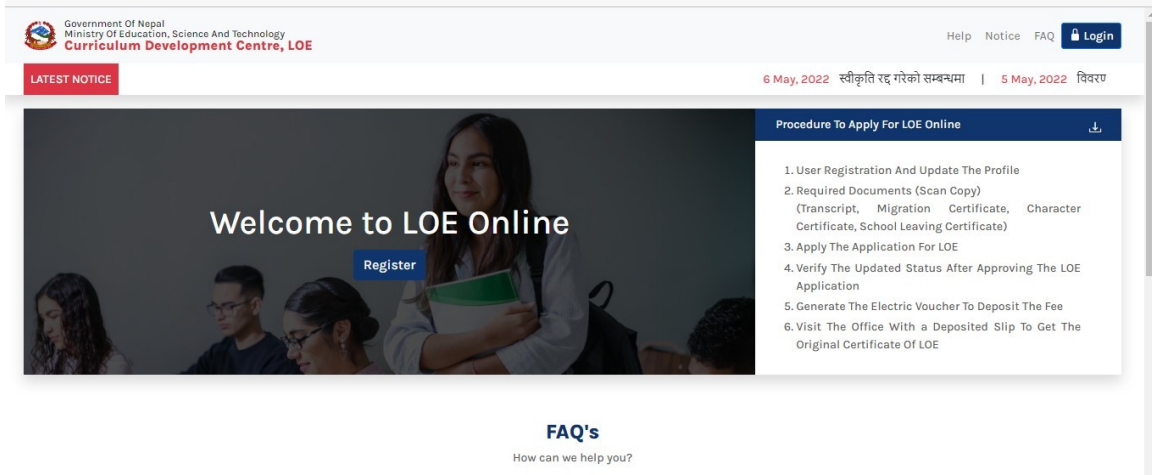
The applicant will apply for LOE through an online system. There will be a web-based online system where the students can register with standard verification model. There will be a multi-part form through which the user will be able to create their profiles which will include the contact information, academic details, basic address. They can also upload their photo and signature (if required).

The application is a comprehensive platform for the students as well as users where they can search colleges, apply online for LOE and generate their bar coded / QR Coded certificate. The fee for the LOE certificate issuance will be charged as per the law, e-payment module will be integrated for the convenience of the user.

3. Application Login

Login Page

Browse the given link: <https://loe.moecdc.gov.np>



☐ Click on Register button to create your account,

Register

Name

E-Mail Address


Mobile Number

Password

Confirm Password

☐ I Accept Terms Of Use And Privacy Policy

ERROR for site owner:
Invalid domain for site key


reCAPTCHA
[Privacy](#) · [Terms](#)

Register

[Already Have An Account? Login](#)

- ☐ Enter your Name
- ☐ Enter the valid email address
- ☐ Enter the valid Mobile Number as the OTP is submitted there for validation
- ☐ Enter the password
- ☐ Confirm the password
- ☐ Check the checkbox of privacy policy
- ☐ Click on register button, and then you would get the registration success message and verification of the email address you entered.
- ☐ Go to your email inbox for email verification

Verify the email address and click on the URL given there

- ☐ You will get the OTP number too

CDC-LoE

Dear Ganesh shah,

Thank you for submitting LOE User registration request. We require you to provide further information to assist us in verifying your identity.

To continue this registration, please visit the verification section by clicking on the link below

[Click Here to Verify Email Address](#)

OTP Code : 7342

Url:

http://cdcloe.dryicesolutions.net/verify_link/archana@dryicesolutions.net/452e110265cc1fcc8bff3d1bfc106ee6

Thanks,

CDC-LoE <http://cdcloe.dryicesolutions.net>

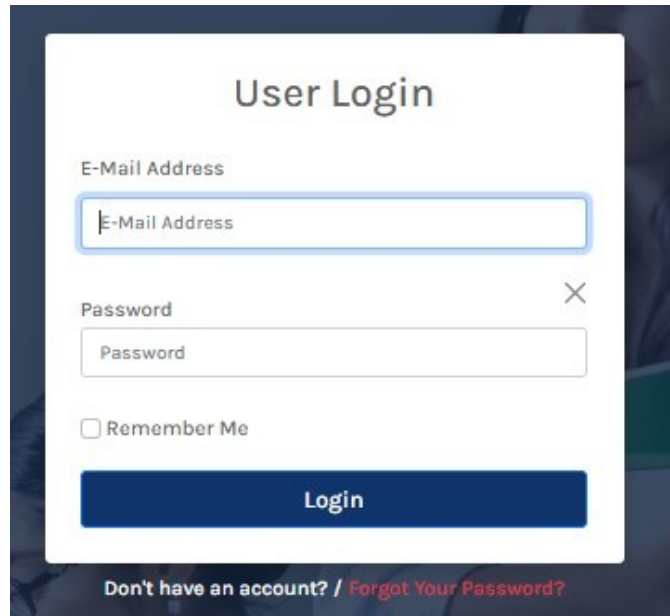
- ☐ Enter the OTP you received.
- ☐ Click on Submit button

Verify OTP

OTP has been send in your mail and mobile Number

Enter OTP

[Resend OTP](#)

A screenshot of a 'User Login' form. The form is white with a dark blue border. It has a title 'User Login' at the top. Below the title are two input fields: 'E-Mail Address' and 'Password'. The 'E-Mail Address' field is highlighted with a blue border. Below the 'Password' field is a checkbox labeled 'Remember Me'. At the bottom of the form is a dark blue button labeled 'Login'. Below the button is a link that says 'Don't have an account? / Forgot Your Password?'.

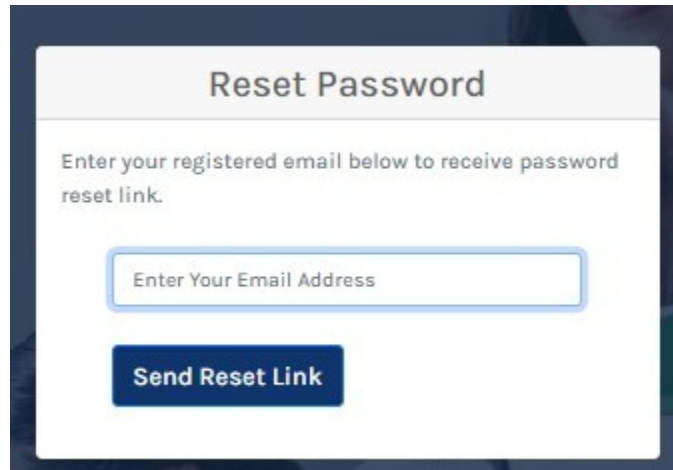
- ☐ Enter the verified email address
- ☐ Enter the valid password
- ☐ Click on Login button

Remember Me

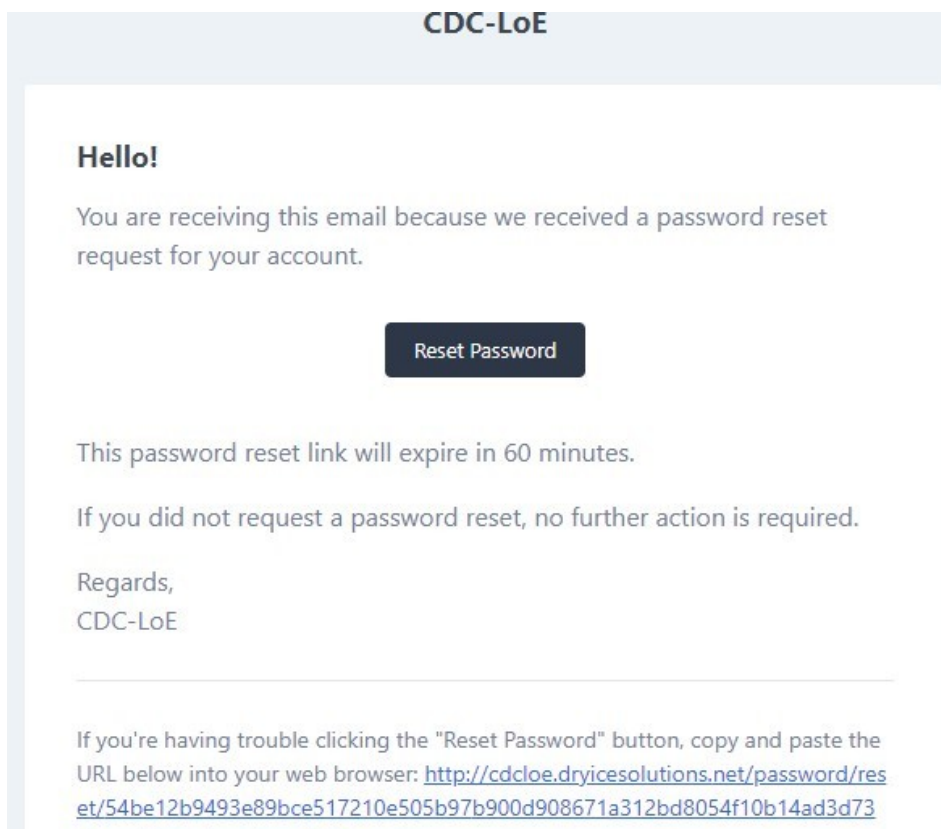
Check the checkbox if you want to remember your entered user ID and password when browsed the link next time and auto logged in into the system until you manually log out from the system and uncheck the checkbox.

Forgot Password

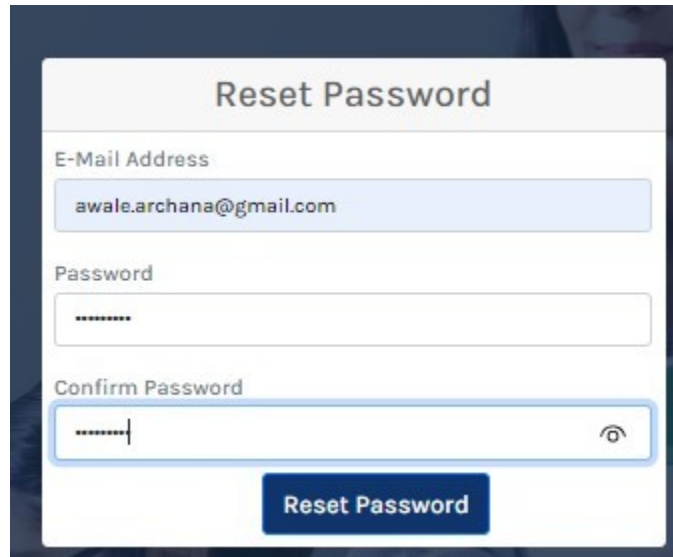
Click on the Forgot Password Link if you have forgot your password and want to reset that again.

A screenshot of a web form titled "Reset Password". The form has a light gray header with the title. Below the header, there is a text prompt: "Enter your registered email below to receive password reset link." This is followed by a text input field with the placeholder text "Enter Your Email Address". Below the input field is a dark blue button with the text "Send Reset Link" in white.

- ☐ Submit the valid email address
- ☐ Click on button

A screenshot of an email from CDC-LoE. The header says "CDC-LoE". The body starts with "Hello!" followed by the text: "You are receiving this email because we received a password reset request for your account." Below this is a dark blue button with the text "Reset Password". Further down, it says: "This password reset link will expire in 60 minutes." and "If you did not request a password reset, no further action is required." The email ends with "Regards, CDC-LoE". At the bottom, there is a long URL: <http://cdcloe.dryicesolutions.net/password/reset/54be12b9493e89bce517210e505b97b900d908671a312bd8054f10b14ad3d73>

If you forgot to reset the password within the 60 minutes you got the link ,it will expire and you have to reset that again.



Reset Password

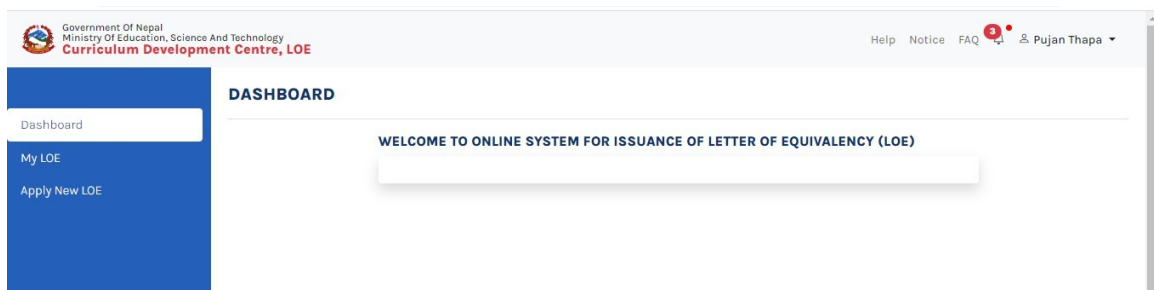
E-Mail Address
awale.archana@gmail.com

Password

Confirm Password

Reset Password

Landing Page - Dashboard



Government Of Nepal
Ministry Of Education, Science And Technology
Curriculum Development Centre, LOE

Help Notice FAQ 3 Pujan Thapa

DASHBOARD

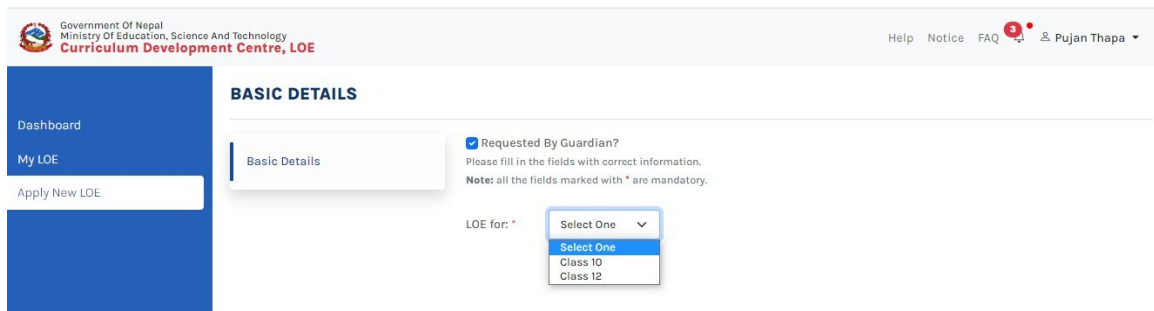
Dashboard
My LOE
Apply New LOE

WELCOME TO ONLINE SYSTEM FOR ISSUANCE OF LETTER OF EQUIVALENCY (LOE)

4. Apply for LOE of class 10

Basic Details

Click on **Apply for LOE** button at the top right corner, you will get below window



Government Of Nepal
Ministry Of Education, Science And Technology
Curriculum Development Centre, LOE

Help Notice FAQ 3 Pujan Thapa

BASIC DETAILS

Dashboard
My LOE
Apply New LOE

Basic Details

☒ Requested By Guardian?
Please fill in the fields with correct information.
Note: all the fields marked with * are mandatory.

LOE for: *

Select One
Class 10
Class 12

Madhesh Pradesh Sarkar

Online System for Issuance of Letter of Equivalency (beta version)

Help Notice FAQ Bidur Raj Thapa

BASIC DETAIL

Note: All the fields marked with * are mandatory.

☐ Requested By Guardian?

LOE for: * Class 10

First Name * bidur Middle Name raj Last Name * thapa


Full Name (Press space to convert into Nepali) * बिदुर राज थापा Mobile Number * 9841552734

Contact Details

☒ Nepali Citizen ☐ Foreigner

Citizenship/Birth Certificate [Number] * 23456

Citizenship/Birth Certificate [File] *



Choose File download (3).jpg

Permanent Address

Province: * Lumbini Province District: * DANG VDC/Municipality: * Gadhawa Rural Mui Ward No: * Ward No

Temporary Address

☒ Same as Permanent Address

Save & Continue

The applicant him/herself can apply the LOE and the guardians can too apply for LOE for their children.

- ☐ Check the checkbox (Requested by guardian) if you are guardian.
- ☐ Select the class from the dropdown, For now we are applying LOE for class 10
- ☐ First Name and last name are auto populate there
- ☐ Mobile will load from the register page
- ☐ Check the checkbox for Nepali citizen and foreigner

➤ If Nepali Citizen

- ☐ Choose the image for citizenship/birth certificate (If you are Nepali citizen)
- ☐ Select the province, district, VDC/Municipality and ward No.
- ☐ Check the checkbox if the both permanent and temporary address are same.

➤ If Foreigner

- ☐ Select country and type the address
- ☐ Upload visa /passport image
- ☐ Click on save and continue button
- ☐ Page redirect into next page
- ☐ You can edit the content by clicking on previous button as well

Guardian Information

If you have checked the checkbox i.e requested by guardian ,then this tab will load

The screenshot shows the 'Guardian Info' tab in the LOM system. The left sidebar contains links for 'Dashboard', 'My LOM', and 'Apply New LOM'. The main content area is titled 'GUARDIAN INFO' and includes a sub-section 'Guardian Basic Details' with a note: '(Note : All the fields about Guardian information are mandatory.) *'. The form fields are: 'Name: *' (text input), 'Address: *' (text input), 'Relationship: *' (text input), and 'Phone Number: *' (text input). To the right, there is an 'Identity Card' section with a note: '(Note : Files must be jpg, jpeg, png & Size must be less than 500 KB) *' and another note: '(Note : Government of Nepal provided id card & Size must be less than 500 KB) *'. Below this is a placeholder for an image with the text 'No image' and a 'Choose File' button. At the bottom right, there are 'Previous' and 'Save & Continue' buttons.

- ☐ Enter all the mandatory fields
- ☐ Click on save and continue button
- ☐ Page redirect into next page
- ☐ Red indicator turns to blue

10 Academic Details

Madhesh Pradesh Sarkar

Online System for Issuance of Letter of Equivalency (beta version)

[Help](#)
[Notice](#)
[FAQ](#)
[Bidur Raj Thapa](#)

[Dashboard](#)
[My LOE](#)
[Apply New LOE](#)

ACADEMIC DETAILS [10]
Note: All the fields marked with * are mandatory.

Class 8 Detail

School Name: *

Passed Year: *

Grade [%]: *

BVG

2019

67

Class 10 Detail

Country: *

Board Name*

Passed Year*

Grade [%]*

Australia

Box Hill High School

2021

78

Subject Detail

SUBJECT NAME	CREDIT/GRADE/MARKS	SUBJECT NAME	CREDIT/GRADE/MARKS
English	78		
science	60		
Math	90		

Basic Details

10th Academic Details

Final Submit

Required Documents (Files must be pdf, jpg, jpeg, png & Size must be less than 500 KB)

Transcript / Mark sheet / Grade sheet *

Choose File 1.jpg

Pass Certificate *

Choose File 2.jpg

Character Certificate *

Choose File 3.jpg

Migration certificate *


Choose File 7.jpg

Previous


Save & Continue

- ☐ Enter the values for class 8 details
- ☐ Enter the class 8 school name ,passed year and %
- ☐ Select the country from where you have passed the 10 grade
- ☐ Board will filter as per the selected country
- ☐ If your required board is nt listed there ,click on new board in the board list
- ☐ If invalid data are entered, it shows the alert message.
- ☐ Enter all the mandatory fields
- ☐ Click on save and continue button to move in next tab.

Final Submit

 Madhesh Pradesh Sarkar

Online System for Issuance of Letter of Equivalency (beta version)

Help Notice FAQ  Bidur Raj Thapa

Dashboard

My LOE

Apply New LOE

CONFIRM

Applicant Details

First Name: Bidur

Middle Name: Raj

Last Name: Thapa

Full Name: बिदुर राज थापा

Mobile Number: 9841552734

Contact details

Citizen Type: Nepali Citizen

Document: Citizenship/Birth Certificate

Number: 23456

Permanent Address

Province: Lumbini Province

Distict: DANG

VDC/Municipality: Gadhawa Rural Municipality

Ward No: 8

Temporary Address

Province: Lumbini Province

distict: DANG

VDC/Municipality: Gadhawa Rural Municipality

Ward No: 8

Academic Details of Grade 10

Country: AUSTRALIA

Board Name/ School Name: Box Hill High School

Passed Year: 2021

Level: 10

Grade[%]: 78

Academic Details of Grade 8

Board Name/ School Name: BVG

Passed Year: 2019

Grade[%]: 67

Subject Marks [10]

SUBJECT NAME	CREDIT/GRADE/MARKS
English	78
science	60
Math	90

Documents of Grade 10

Transcript / Mark sheet / Grade sheet *

Pass Certificate *

Character Certificate *

Migration certificate *

Basic Details

10th Academic Details

Final Submit


☐ माथि भएिको सबै विवरण सत्य र सहि छन्। सुट्टा ठहरिए कानुन बमोजिम सहला बुझौला।

Previous

- ☐ Preview all the details you have entered ,do the needful
- ☐ Select the checkbox


11

- ☐ Click final submit button
- ☐ Confirm the process
- ☐ Page redirect into dashboard with the registration number


Madhesh Pradesh Sarkar

Online System for Issuance of Letter of Equivalency (beta version)

Help Notice FAQ

 Bidur Raj Thapa

Dashboard

My LOE

Apply New LOE

DASHBOARD

WELCOME TO ONLINE SYSTEM FOR ISSUANCE OF LETTER OF EQUIVALENCY (LOE)

Registration No : 2078/79-00000003 for Level **Class 10**
Your application has been submitted. Please wait for the admin approval.

My LOE


Once your application is verified ,you will be notified through email.
Click on My LOE tab .

CDC-LoE

Dear archana awale,


Reg. No.2078/79-00000026. Your application has been verified. Please generate Bank voucher and visit the CDC, LOE section with Original Certificate and Bank deposit slip.

Thanks,
CDC-LoE


Government Of Nepal
Ministry Of Education, Science And Technology
Curriculum Development Centre, LOE

Online System for Issuance of Letter of Equivalency (beta version)

Help Notice FAQ



 Archana Awale

Dashboard

My LOE

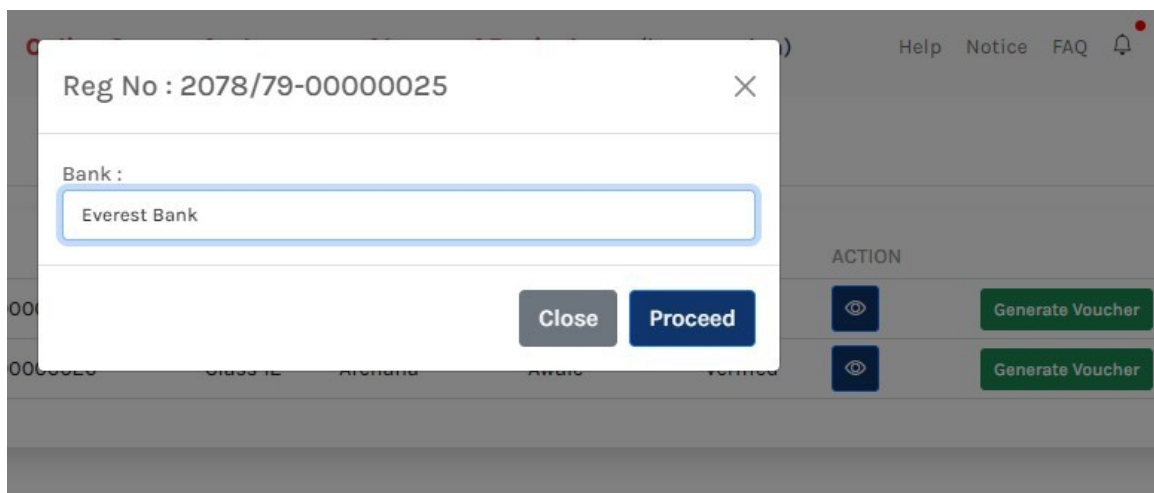
Apply New LOE

MY LOE

S.NO	REG.NO	LOE FOR	FIRST NAME	LAST NAME	STATUS	ACTION
1	2078/79-00000025	Class 10	Archana	Awale	Verified	 Generate Voucher Appointment Slip
2	2078/79-00000026	Class 12	Archana	Awale	Verified	 Generate Voucher Appointment Slip

Generate Voucher

- Click on the button generate voucher
- Select the bank
- Click on proceed button to move forward
- You will get the voucher there



2022-06-15 17:11:15

दरखास्त दस्तुर बुझाउने भौचर



नेपाल सरकार
पाठ्यक्रम विकास केन्द्र, समकक्षता

भौचरको विवरण

आर्थिक वर्ष : २०७८/७९

भौचरमिति : २०७९-३-१

कार्यालय : पाठ्यक्रम विकास केन्द्र (३५००२३३०९), समकक्षता, सानोटीमि

राजस्व जम्मा गर्नेको विवरण

भुक्तानीकर्ता संकेत : 2078/79-00000025

नाम : archana awale

फोन : 9841484404

सि नं	शिर्षक विवरण	वापत	रकम	आय वर्ष
१	अन्य प्रसासनिक सेवा शुल्क (१४२२९)		१०००	२०७८/७९
एक हजार रुपैया मात्र			जम्मा	१०००

रकम भुक्तानी भएको

मिति : २०७९-३-१

बैंक :

रकम : १०००

Appointment slip

- Click on button appointment slip



नेपाल सरकार
पाठ्यक्रम विकास केन्द्र, समकक्षता
Appointment Slip

Reg No :- 2078/79-00000025

Name:- Archana Awale

LOE For:- Class 10


Visit Date:- 2079-03-03

5. Apply for LOE of class 12

If you are applying for LOE of class 12, your grade 10 details is mandatory, If your grade 10 board is foreign, you must get the LOE for grade 10 first, Once you applied for grade 10, then you can proceed for grade 12.

- ☐ Check the checkbox (Requested by guardian) if you are guardian.
- ☐ Select the class from the dropdown, for now we are applying LOE for class 12
- ☐ Choose your class 10 's board

If NEB board the below window will load


Government Of Nepal
Ministry Of Education, Science And Technology
Curriculum Development Centre, LOE

Online System for Issuance of Letter of Equivalency (beta version)

Help Notice FAQ

Ritesh Shahi

Dashboard
My LOE
Apply New LOE

Basic Details

BASIC DETAIL

Note: All the fields marked with * are mandatory.

☐ Requested By Guardian?

LOE for: *

Class 12

Note:
कक्षा १२ को लागि कक्षा १० विवरण अनिवार्य छ ।
यदि कक्षा १० विदेशको Board/School हो र Equivalence छैन भने पहिला कक्षा १० को लागि Apply गर्नुहोला।

1. Choose your Class 10's Board ?

☒ NEB Board
☐ Foreign Board

First Name *

Ritesh

Middle Name

Enter Your Middle Name

Last Name *

shahi

Full Name (Press space to convert into Nepali) *

Ritesh shahi

Mobile Number *

9842552263


Contact Details

☒ Nepali Citizen
☐ Foreigner

Citizenship/Birth Certificate [Number] *

2345

Citizenship/Birth Certificate [File] *



Choose File
download (3).jpg

Permanent Address

Province: *

Lumbini Province

District: *

KAPILBASTU

VDC/Municipality: *

Shivaraj Municipal

Ward No: *

8

Temporary Address

☒ Same as Permanent Address

Save & Continue

- ☐ First Name, Middle Name, Last Name will auto populate there
- ☐ Check the mobile number you registered
- ☐ Check the checkbox for contact details (Nepali citizen and foreigner)

➤ If Nepali Citizen

- ☐ Choose the image for citizenship/birth certificate (If you are Nepali citizen)

- ☐ Select the province, district, VDC/Municipality and ward No.
- ☐ Check the checkbox if the both permanent and temporary address are same.

➤ If Foreigner

- ☐ Select country and type the address
- ☐ Upload visa /passport image
- ☐ Click on save and continue button
- ☐ Page redirect into next page
- ☐ You can edit the content by clicking on previous button as well

Academic Details 10

Government Of Nepal
Ministry Of Education, Science And Technology
Curriculum Development Centre, LOE

Online System for Issuance of Letter of Equivalency (beta version)

Help Notice FAQ 6 Ritesh Shahi ▾

Dashboard

My LOE

Apply New LOE

ACADEMIC DETAILS [10]

Note: All the fields marked with * are mandatory.

Class 10 Detail

Country: *

Nepal ▾

Board Name*

NEB Board ▾

Passed Year*

2020 ▾

Grade [%]*

67

Subject Detail

SUBJECT NAME	CREDIT/GRADE/MARKS	SUBJECT NAME	CREDIT/GRADE/MARKS
Eng	60		
science	67		
Math	89		

Required Documents (Files must be pdf, jpg, jpeg, png & Size must be less than 500 KB)

Transcript / Mark sheet /
Grade sheet *

Choose File 7.jpg

Pass Certificate *

Choose File 1.jpg

Character Certificate *

Choose File 2.jpg

Migration certificate *

Choose File 5.jpg

Previous

Save & Continue

Basic Details ●

10th Academic Details ●

12th Academic Details ●

Final Submit ●

- ☐ Select the country from where you have passed the 10th grade
- ☐ Board will filter as per the selected country
- ☐ If your required board is not listed there, click on new board in the board list
- ☐ If invalid data are entered, it shows the alert message.
- ☐ Enter all the mandatory fields
- ☐ Click on save and continue button to move in next tab.

Academic Details 12

Government Of Nepal
Ministry Of Education, Science And Technology
Curriculum Development Centre, LOE

Online System for Issuance of Letter of Equivalency (beta version)

Help Notice FAQ 0 Ritesh Shahi ▾

Dashboard

My LOE

Apply New LOE

ACADEMIC DETAILS [12]

Note: All the fields marked with * are mandatory.

Country*

Maldives ▾

Board Name*

Cambridge Internatio... ▾

Passed Year*

2022 ▾

Grade*

78

Duration of Study*

4

SUBJECT NAME	CREDIT/GRADE/MARKS	SUBJECT NAME	CREDIT/GRADE/MARKS
Eng	67		
science	56		
math	89		

Required Documents (Files must be jpg, jpeg, png & Size must be less than 500 KB)

Transcript / Mark sheet / Grade sheet *

Choose File 7.jpg

Pass Certificate *

Choose File 1.jpg

Character Certificate *

Choose File 6.jpg

Migration certificate *

Choose File 5.jpg

Previous

Save & Continue

Basic Details

10th Academic Details

12th Academic Details

Final Submit

- ☐ Select the country
- ☐ Select the board
- ☐ Select the pass year
- ☐ Enter the grade
- ☐ Enter the duration of study
- ☐ Enter the subject you had appeared with the credit/marks

☐ Upload the required documents

Final Submit

Government Of Nepal
Ministry Of Education, Science And Technology
Curriculum Development Centre, LOE

Online System for Issuance of Letter of Equivalency (beta version)

Help Notice FAQ Ritesh Shahi

Dashboard

My LOE

Apply New LOE

CONFIRM

Applicant Details

First Name: Ritesh

Middle Name:

Last Name: Shahi

Full Name: Ritesh Shahi

Mobile Number: 9842552263

Contact details

Citizen Type: Nepali Citizen

Document: Citizenship/Birth Certificate

Number : 2345

Permanent Address

Province: Lumbini Province

Distict: KAPILBASTU

VDC/Municipality: Shivaraj Municipality

Ward No: 8

Temporary Address

Province: Lumbini Province

distict: KAPILBASTU

VDC/Municipality: Shivaraj Municipality

Ward No: 8

Academic Details of Grade 10

Country: NEPAL

Passed Year: 2020

Grade[10]: 67

Board Name/ School Name: NEB Board

Level: 10

Subject Marks [10]

SUBJECT NAME	CREDIT/GRADE/MARKS
Eng	60
science	67
Math	89

Documents of Grade 10

Transcript / Mark sheet / Grade sheet *

Pass Certificate *

Character Certificate *

Migration certificate *

Academic Details of Grade 12

Country: MALDIVES

Passed Year: 2022

Grade[12]: 78

Board Name/ School Name: Cambridge International Examinations (Pearsons Edexcel)

Level: 12

Subject Marks [12]

SUBJECT NAME	CREDIT/GRADE/MARKS
Eng	67
science	56
math	89

Documents of Grade 12

Transcript / Mark sheet / Grade sheet *

Pass Certificate *

Character Certificate *

Migration certificate *

Basic Details

10th Academic Details

12th Academic Details

Final Submit


☐ माथि भरिएको सबै विवरण सत्य र सहि छन। झुट्टा ठहरियै कानुन बमोजिम सहुला बुझोला।

Previous

18


Preview all the data we have entered and do the correction if required

- ☐ Check the checkbox
- ☐ Click on final submit button



Ministry of Education, Science And Technology
Curriculum Development Centre, LOE

Online System for Issuance of Letter of Equivalency (beta version)

Help Notice FAQ  Ritesh Shahi

Dashboard

My LOE

Apply New LOE

DASHBOARD

WELCOME TO ONLINE SYSTEM FOR ISSUANCE OF LETTER OF EQUIVALENCY (LOE)

Registration No : 2078/79-00000004 for Level **Class 12**
Your application has been submitted. Please wait for the admin approval.

My LOE


Once your application is verified ,you will be notified through email.
Click on My LOE tab .

CDC-LoE

Dear archana awale,


Reg. No.2078/79-00000026. Your application has been verified. Please generate Bank voucher and visit the CDC, LOE section with Original Certificate and Bank deposit slip.

Thanks,
CDC-LoE



Government of Nepal
Ministry of Education, Science and Technology
Curriculum Development Centre, LOE

Online System for Issuance of Letter of Equivalency


Help Notice FAQ  Baikuntha Aryal

Dashboard

My LOE

Apply New LOE


MY LOE

S.NO	REG.NO	LOE FOR	FIRST NAME	LAST NAME	STATUS	PAYMENT STATUS	ACTION
1	2078/79-00000002	Class 10	Baikuntha	Aryal	Verified		<div>Not Paid</div> <div>Pay Online</div> <div>Appointment Slip</div>

Pay Online



- Click on the button Pay online

The page is forward to



Government of Nepal
Ministry of Education, Science and Technology
Curriculum Development Centre, LOE

Online System for Issuance of Letter of Equivalence

Help Notice FAQ   Baikuntha Aryal

Voucher has created successfully.Please Proceed for Payment

Code	2079-4519891		
Fiscal Year Code	2079/80	Date [A.D]	2022-11-22
Date [B.S]	2079/08/06	Fiscal Year	2079
Agency Id	8264	Agency Code	350023301
Agency Desc [EN]	350023301-curiculam development centre	Agency Desc [NP]	350023301-पाठ्यक्रम विकास केन्द्र
PAN		Payer Code	
Name [EN]	Baikuntha	Nname [NP]	Baikuntha Aryal
Address	State 1, DHANKUTA, Chaubise Rural Municipality, Ward No: 11	Phone No	9851138744
Bank Code [Name]	11002 [Rastriya Banijya Bank]	Total Amount	1,000

Make Payment

Click on Make payment button for the payment

Appointment slip

- Click on button appointment slip



नेपाल सरकार
पाठ्यक्रम विकास केन्द्र, समकक्षता
Appointment Slip

Reg No :- 2078/79-00000002

Name:- Baikuntha Aryal

LOE For:- Class 10

Visit Date:- 2079-04-30

Note:-कार्यालय खुल्ने समय ३ बजे सम्म मात्र।

IMPORTANT NOTE

The completion of this user manual requires development of all modules with UI implementation. Since the agile approach of development methodology allows iterations of development, this user manual is subjected to update under such change. Thus, the incremental updates will be included in this user manual until the software is implemented

🔔 The End 🔔