

Last updated:
November 13, 2025

Test Candidate Registration at TestNow™

Step 1: Go to <https://edube.org/testing-service/registration> and fill out the registration form.

Sign up

Email*

Password* ⓘ

First Name*

Middle Name

Last Name*

Suffix

Telephone Number

Country*

Address

Gender

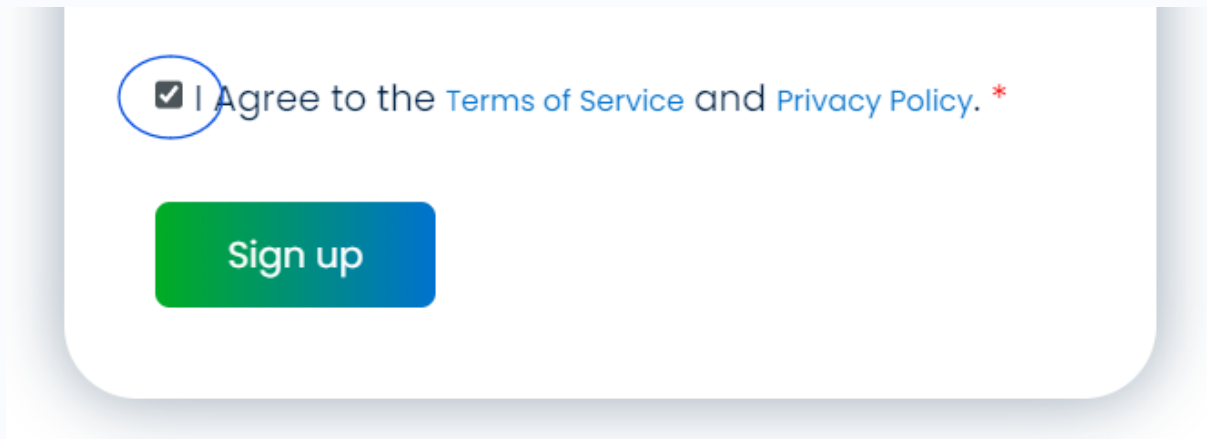
Date of birth*
Select year ▼ Select month ▼ Select day ▼

☐ I Agree to the Terms of Service and Privacy Policy. *

Sign up

Please ensure that the data you provide to us is the same as the data that appears on the ID you plan to present when taking your exam, otherwise you may be denied permission to take the exam. The details you provide will appear on your certification after you pass the exam, and they cannot be changed.

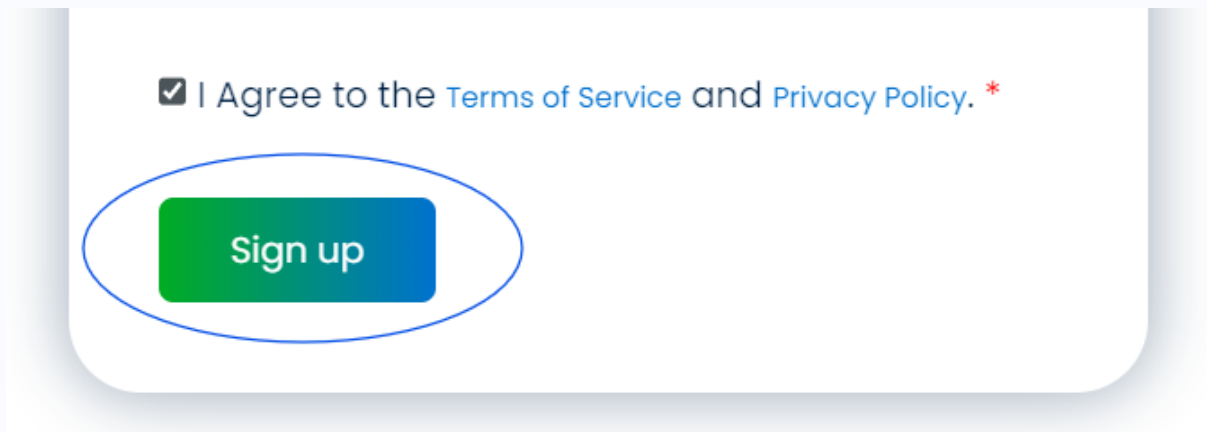
Step 2: Read and accept the Terms of Service and Privacy Policy.



☒ I Agree to the Terms of Service and Privacy Policy. *

Sign up

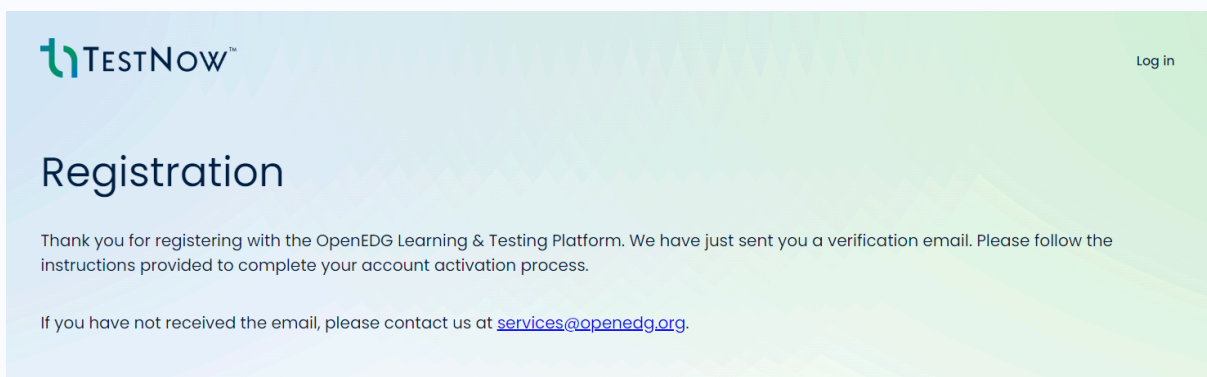
Step 3: Click the Sign up button.



☒ I Agree to the Terms of Service and Privacy Policy. *

Sign up

If everything goes well, you should see the following screen:



th TESTNOW™ Log in

Registration

Thank you for registering with the OpenEDG Learning & Testing Platform. We have just sent you a verification email. Please follow the instructions provided to complete your account activation process.

If you have not received the email, please contact us at services@openedg.org.

Now check your mailbox and find a verification email which you should have just received.



Thank you for registering with the OpenEDG Learning & Testing Platform.
Click the button below to confirm your email address and create your
OpenEDG web profile:

Activate

The verification link will expire in 7 days.
If you do not recognize this activity, please ignore this email.

Best regards,
OpenEDG Learning & Testing Platform Team

OpenEDG | Open Education and Development Group
2011-2025 © All Rights Reserved

Step 4: Click the verification link in the email to activate your Test Candidate account. Congratulations!



Thank you for registering with the OpenEDG Learning & Testing Platform.
Click the button below to confirm your email address and create your
OpenEDG web profile:

Activate

The verification link will expire in 7 days.
If you do not recognize this activity, please ignore this email.

Congratulations! You have just activated your account.



Log in

Registration Complete

Thank you for registering with the OpenEDG Learning & Testing Platform. Your OpenEDG web profile is now activated, and you can log in to your account. Welcome on board!

You should receive an email which confirms that your account has been successfully activated:



Congratulations! Your OpenEDG web profile has been successfully created. We're happy to have you on board!

Here's how to get started:

- Go to <https://edube.org/testnow> and log in to your OpenEDG web profile. Use the email address and password you chose during registration.
- To take an online exam: Open the *Certify* tab, click *Take Exam*, and enter your voucher code to begin your exam session or exam booking process. If you are about to sit a proctored exam, please await instructions from your proctor/instructor.
- To begin learning: Switch your role from *Test Candidate* to *Learner*, open the *Study* tab, browse through the course catalog, and sign up for an online course of your choice.

If you have any questions about your OpenEDG web profile, please reach out to us at services@openedg.org or send us a message from your profile mailbox.

Have a good one!
OpenEDG Learning & Testing Platform Team

OpenEDG | Open Education and Development Group
2011-2025 © All Rights Reserved