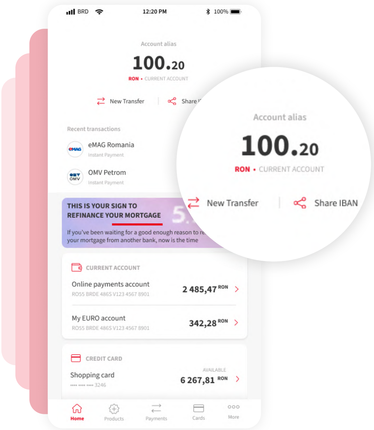

1 LOGIN IN YOU BRD

Login in YOU BRD application and click on your account details.

2 ACCESS YOUR ACCOUNT DETAILS

Click on the details of your account for which you want to view the account statement.

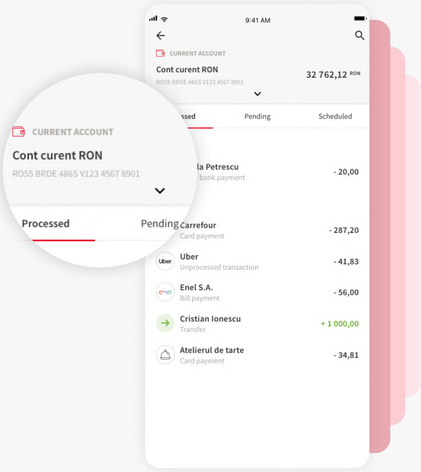

3 SELECT MONTH

Select the month you want. The account statement can be generated for the last 12 months.

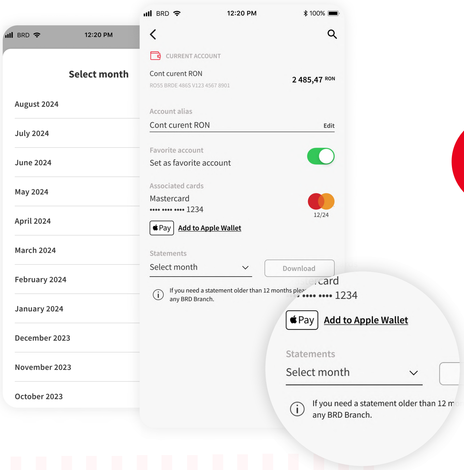

4 DOWNLOAD STATEMENT
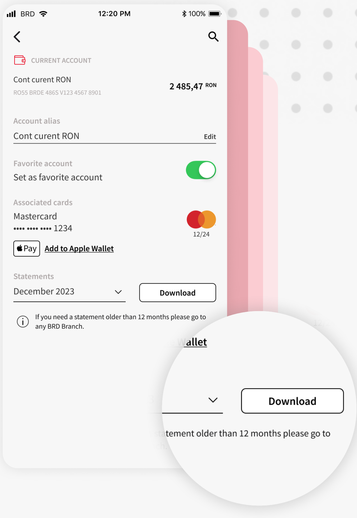
After you have selected the period, the "**Download**" button will be activated. Press the button and that's it, your account statement has been downloaded!