




Use Arduino for Projects


Advanced View Arduino Projects List

List of Projects using arduino with advance view:


1.




[Arduino Skateboard Speedometer](#) Using an Arduino, it is easy to make a speedometer/tachometer for virtually any man-powered vehicle. I made one for my skateboard that used a small magnet to count revolutions and utilized an LCD display screen. This Instructable will show you how you can do the..... Listed under: [Game – Entertainment Projects](#), [Metering – Instrument Projects](#), [Projects](#)
2.



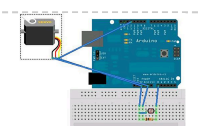
[Fancy LED Hat](#) I've always wanted to do an Arduino project, but never had any great ideas for one until my family was invited to a fancy hat party. With two weeks lead time, I was curious if I could both plan and execute a motion sensitive LED..... Listed under: [LED Projects](#)
3.




[Automate Your Garage Opening Times](#) 1. Background My 1st project with Apduino Online was about to solve a simple problem, close the garage door after sunset, when it has been left open. We have a garage in the basement, which is used not only for car parking, but gardening tools..... Listed under: [Home Automation Projects](#)
4.




[Quantifying Access to your Mind using Arduino](#) So, I manage a creative technology lab at California College of the Arts. It's essentially an educational hackerspace for art and design students. Pretty awesome, right? After graduating from the University of Minnesota with a degree in mechanical engineering, I was desperately trying to find..... Listed under: [How To – DIY – Projects](#)
5.




[Control Servo with Light using Arduino](#) Hello! In this Instructable i will teach you how to control a servo using a Photocell. This is very simple and good for beginners. Step 1: Materials 1 x Photocell 1 x 10k Resistor 1 x Arduino 1x Breadboard 1x Servo and some jumpers Step..... Listed under: [Motor Projects](#), [Projects](#)
6.




[Arduino Wireless Animatronic Hand](#) BTW!!!! This instructable is awsomeeeeeeeThis is a very simple but at the same time a very hard project depending on your skill level. Lets get to building! What this is, is a wireless animatronic hand that doesn't need a computer to operate. The user wears..... Listed under: [Projects](#), [Sensor – Transducer – Detector Projects](#)
7.



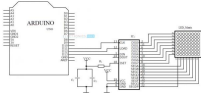
[Wireless Doorbell Transmitter](#) This project describes the first part of the following two projects: A wireless doorbell transmitter as described in this InstructableA wireless doorbell receiver to be described in the Wireless Doorbell Receiver Instructable When I am sitting in the backyard of my house I cannot hear it when..... Listed under: [Wireless Projects](#)
8.




[Binary/ Analog Clock](#) I was inspired by the digital/ analog clock to make my own special clock as my second instructable. I browsed the internet and found that servo clocks are rare and binary are common. So i decided to combine the two and this is what I..... Listed under: [Clock – Timer Projects](#)
9.




[Control anything remotely with Infrared signals using Arduino](#) Who would have thought that just about every Arduino attachment can be controlled in some way with a TV remote? Now its time to find out how. Arduino.skp141 KB Step 1: Setup and Materials The setup for this is quite basic. The real challenge is..... Listed under: [Projects](#), [Radio Projects](#)
10.



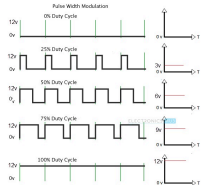
[Arduino 8×8 LED Matrix](#) In this project, we will learn about LED Matrix Displays and two different projects on Arduino 8×8 LED Matrix Interface. The first project will be a simple interface between Arduino and 8X8 LED Matrix to display information (even scrolling information and images can be displayed)..... Listed under: [LED Projects](#)
11.



[How to make an Arduino from scratch](#) Frugal Engineering is the best way forward for science. If you're interested in making some arduino's from scratch , you've come to the right place. You can see a video tutorial of this instructable : here It will supplement any loopholes or doubts you may..... Listed under: [How To – DIY – Projects](#)
12.




[Arduino Bluetooth Serial Connections](#) This is an introduction on how to setup, make a basic connection, and send data to and from an Arduino using Bluetooth! Bluetooth is great for transmitting data over medium distances and what's more, Arduino just treats it like a serial data connection. This means..... Listed under: [Other Projects](#), [Projects](#)
13.




[Arduino DC Motor Control using L298N Motor Driver](#) In this project, we will see how to control a DC Motor using Arduino and L298N Motor Driver. There are different ways to control a DC Motor but the Arduino DC Motor Control using L298N Motor Driver is becoming quite popular for many reasons. Overview..... Listed under: [Motor Projects](#)

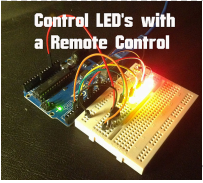
14.




[To blink LED from mobile phone or iPod or another computer via WiFi](#) Hello Everyone, I like this site too much, the site really played very important role in awakening my enthusiasm and creativity. This is my first project and its really for the first timers project. I got this project from Instructible site , modified to access..... Listed under: [LED Projects](#)
15.




[RGB LED Strip Circuit with Arduino](#) This Instructable covers the assembly of a circuit capable of PWM-ing (pulse width modulating) a high-power RGB LED strip and programming an Arduino to cycle through a range of colors. In this context, "high power" is 9-12 volts. I will discuss how to mount a..... Listed under: [LED Projects](#)
16.




[Arduino – Control LEDs with a Remote Control](#) Step 1: IR library First you need to go to this page and download the IR library. You just need to follow the read me file to install. I think that any IR remote control can do this, I'll be using a Philips Universal one..... Listed under: [LED Projects](#)
17.




[‘Knock Back’ – A Knock Echoing Arduino](#) This is a simple Arduino sketch that was originally designed to experiment with arrays and the built-in timing functionality. I based it on the tutorial sample code <http://www.arduino.cc/en/Tutorial/Knock> The system consists of a piezo sensor connected to an analog pin that listens for a knock from..... Listed under: [Sensor – Transducer – Detector Projects](#)
18.




[Week 8 : Embedded Programming & Networking and Communications](#) Part 1 - Embedded Programing A Morse Code Receiver and Transmitter This week’s assignment was to program the board we made two weeks ago to do something, with as many different programming languages and programming environments as possible.I wanted to use all the features I have on..... Listed under: [Arduino Programmer Projects](#)
19.




[How to Build a Robotic Hand with Haptic Feedback using Arduino](#) For science fair this year, I felt like building something instead of doing an experiment. All I needed to do was look around Instructables for a project idea. I was inspired by njkl44's robotic hand since it reminds me so much of stuff out of..... Listed under: [Projects, Robotics – Automation Projects](#)
20.




[Arduino Tutorial: Capacitive Touch Sensors](#) Hello everyone! This instructable is a tutorial that will guide you on using the Capacitive touch sensors with Arduino. A Capacitive sensor is a kind of touch sensor, that requires little or no force to activate. In this Instructable about capacitive touch sensing, I'll show..... Listed under: [Sensor – Transducer – Detector Projects](#)
21.




[Make Wired Robotic Arm Edge to “Wireless” with DIY Arduino and XBee](#) UPDATE: Added Schematic, Top Layer PCB, Bottom Layer PCB, and both Top, Bottom PCB images When I finished the "RevIO" - an Arduino Clone that has the different way of exposing pins usage. I decided to go further to the next project. To test my..... Listed under: [Projects, Robotics – Automation Projects](#)
22.




[Arduino Nixie Clock & Weather Station](#) I wanted to build a Nixie clock driven by an Arduino and found a few places on the internet, but none were 100% complete to get it working from the beginning to end. I either found bad wiring diagrams, bad code in programs or bad..... Listed under: [Clock – Timer Projects](#)
23.




[7-Key Slider/Wheel Tutorial with Synthesizer](#) This is a tutorial for using the 7-Key Slider/Wheel Breakout from Rachel's Electronics. I'll show you how to solder up the header pins for maximum usability. Rachel's has the QT1106 datasheet on their site, and a great arduino library for this breakout. The kit from..... Listed under: [Sensor – Transducer – Detector Projects, Tutorials](#)
24.




[Arduino Watch with Nokia 3110 screen](#) My goal for this project is to make a watch with selectable dials, stopwatch and millidays. This idea started with an Aprils fools prank about metric-time. (<http://www.youtube.com/watch?v=K35xG1buyFA>) First I wanted to make a metric clock but soon this idea evolved from a metric watch into..... Listed under: [Clock – Timer Projects, Phone Projects, Projects](#)
25.




[Arduino As a Cheap Breadboard FPGA](#) Designing hardware logic circuits can be fun. The old school way to do this was with NAND gates, on a bread board, wired up with jumper wires. This is still possible, but it doesn't take much before the number of gates gets out of hand..... Listed under: [Development Board – Kits Projects](#)
26.




[Uber Home Automation w/ Arduino & Pi](#) A few years ago, I became a dog owner for the first time. I didn't like leaving Cody in the kennel alone all day. I had a webcam on him, but I couldn't watch it all day long. What if he was in some kind..... Listed under: [Home Automation Projects](#)
27.



[Come Home! Connecting Distant Spaces EASILY over Web using Arduino](#) Can you believe that we live in an age where you can touch an object (any object - if it has metal on it) and a light will turn on in your loved-one's space - even if they live in a different city, state, or..... Listed under: [Home Automation Projects, Internet – Ethernet – LAN Projects](#)
28.





[Simple 2-way motor control for the arduino](#) When I say simple, I don't mean use a speed control. But control the motor directly without any external circuitry. Here's how: How this came about: I recently was working on an instructable about charlieplexing with an arduino. And I was wondering if the same principle..... Listed under: [Motor Projects, Projects](#)
29.





[Assembling the 8x8 LED Board Kit](#) These are step by step instructions for assembling the 8x8 LED Board kit from moderndevice.com. I had never played with LED displays before using this kit. I suggest reading through all the assembly steps BEFORE starting to solder because assembly order DOES matter with this..... Listed under: [LED Projects](#)
30.


[Updated Movie Box](#) A few months back, I posted an Instructable on my Raspberry Pi movie player tucked into a VHS cassette. Since then, I have built several for friends and family, and have simplified the process. Using a Raspberry Pi v3, we no longer need a USB hub and..... Listed under: [Interfacing\(USB – RS232 – I2c - ISP\) Projects](#)

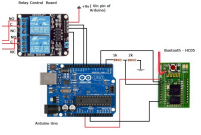
- 


31. [CatGenie: A smart, resettable SaniSolution cartridge](#) The project This project follows on from the excellent work by ScotSEA and his Arduino reset program (see <http://www.instructables.com/id/CatGenie-Resetting-a-SaniSolution-Cartridge/>). I had never taken my Catgenie apart as Scott did, but had built a small contact board instead. I had previous updated Scott's program to..... Listed under: [Security – Safety Projects](#)
- 


32. [My Ninth Project: Robot Arm with Joystick Shield using Arduino](#) Although it is great controlling the robot arm with computer or mobile phone, I think using joystick is also cool, so I've bought a joystick shield and make a new project. This joystick shield is compatible with Arduino. It also support Nokia 5110 LCD module,..... Listed under: [Robotics – Automation Projects](#)
- 


33. [Beat Sync using an Arduino](#) Beat Sync is a single frequency audio spectrum volume meter. It can isolate around a certain frequency (I choose the bass) and display it on a creative 8 segment LED bar graph. This is meant to be quite simple, yet allowing room for..... Listed under: [Projects, Sound – Audio Projects](#)
- 


34. [Arduino Air Bonsai Levitation](#) It's been a long time since my previous tutorial, my work is quite busy and I spend less time on Instructables. This time is a project that I like very much since my first saw it on Kickstarter: Air Bonsai. I was really surprised at how..... Listed under: [Other Projects](#)
- 


35. [Laser Tag Stuffed Animals](#) Ever feel like there aren't enough toys at the intersection of cuddly and terrifying? Wish your stuffed animals could double as weapons? Then I've got the toy for you. These Laser Tag Stuffed Animals easily transform from being a cuddly night light to the world's..... Listed under: [LED Projects](#)
- 


36. [Arduino Based Home Automation Project via Bluetooth](#) In this project, we will design a simple home automation project using simple components using which different electrical appliances can switched on or off. The project is based on Arduino and we have used Arduino UNO for the project. Description Introduction Listed under: [Bluetooth Projects](#)
- 


37. [Arduino Soap Sanitizer Dispenser](#) Basically, an overkill soap dispenser made from CNC linear rail Description watch the video first <https://youtu.be/Pi4bStBNVAo> So the goal here was to build a Soap/Sanitiser without using the "servo motor method" this is actually pretty straightforward built, first, you need to print these parts and..... Listed under: [Other Projects](#)
- 


38. [D-Led Shield v1.0 \(for monitoring\)](#) Good day fellow enthusiast! Here is one of my latest and simplest shield designs for an arduino board. The thing here is, sometimes we have a hard time checking out which I/O pins are LOW or HIGH, especially when we are dealing with LED, motors,..... Listed under: [LED Projects](#)
- 


39. [How to Make Musical Floppy Drives using an Arduino](#) My brother posted a video about this on facebook almost a year ago. Some old floppy drives playing Bach's masterpiece Toccata & Fugue and it got me really interested. So I read about it when the author posted a how-to on his blog and did a couple of tweaking..... Listed under: [Game – Entertainment Projects, Projects, Sound – Audio Projects](#)
- 

40. [SMART PARKING SYSTEM](#) Recently from few years people have started focusing on modernization. So in this project "SMART PARKING SYSTEM" everything is based on modern idea, and through this project we also tried to short out space related problem which usually occurs in parking. https://youtu.be/wEUMw_Z8PnE What's all about..... Listed under: [Other Projects](#)
- 

41. [Bluetooth 4.0 HM-10 cc2541 Duplex](#) In this example, I'll show you how to use the cc2541 to communicate from one microcontroller to another in BOTH DIRECTIONS (BLE-HM-10). <https://youtu.be/6zXYH9arHMI> Introduction The HM-10 is a Bluetooth Low Energy (BLE) module for embedded systems that allows for wireless communication with BLE-capable devices (e.g..... Listed under: [Bluetooth Projects](#)
- 


42. [Using a Dot Matrix LED with an Arduino and Shift Register](#) The Siemens DLO7135 Dot matrix LED is one amazing piece of optoelectronics. It's billed as a 5x7 Dot Matrix Intelligent Display (r) with Memory/Decoder/Driver. Along with that memory, it's got a 96-character ASCII display set with upper and lower case characters, a built-in character generator..... Listed under: [LED Projects, Projects](#)
- 

43. [Queue Management Node\(QMN\)](#) Touch-free queue management service powered by Arduino MKR WiFi 1010 and Twilio. Description The COVID-19 pandemic has changed the way we interact with people, things, and the world around us. Social distance enablement is one and only effective method to prevent the spreading of COVID-19..... Listed under: [Wifi - Wlan Projects](#)
- 

44. [Arduino Controlled ATX Power Supply](#) Can a microcontroller control its own power? Well nearly! An ATX power supply, either new or from an old PC, is a great way to power Arduino and other microcontroller projects. That is covered in several 'ibles such as this one. However, because of some..... Listed under: [Other Projects, Projects](#)
- 

45. [Reading Digital Callipers with an Arduino](#) How to use an Arduino to read the signal from a set of digital callipers and send the reading over USB. Why? This might be useful for accurate position sensing in home made / hacked computer aided manufacture systems. Adds USB functionality to your callipers..... Listed under: [Interfacing\(USB – RS232 – I2c –ISP\) Projects, Projects](#)
46. [RADAR model using ARDUINO and ULTRASONIC SENSOR](#) It is a model of RADAR. It describes how a radar works in real time. Description <https://youtu.be/6zACsitIOS8> RADAR model is used to know how the real time radar works. It is constructed using ARDUINO UNO, ULTRASONIC SENSOR and SERVO MOTOR. We also used to show the output. That..... Listed under: [Sensor – Transducer – Detector Projects](#)

- 
47.




[Personalised Word Clock using Arduino](#) Build a unique personalised gift that's cool and reflects the character of the recipient. What's different about this Word Clock is that it is small enough to sit on a bedside desk, displays the recipients name and has personalised messages that appear at different times..... Listed under: [Clock – Timer Projects](#)
48.



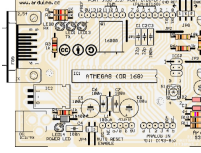
[How to make gas leak alert security alarm using arduino](#) In this tutorial I will show you how to make gas leak alert security alarm using arduino nano and mq 5 gas sensor Description Introduction A gas detector is a device that detects the presence of gases in an area, often as part of a..... Listed under: [Security – Safety Projects](#)
49.




[Arduino String Instrument](#) Sure you can use LDR's, potentiometers and buttons to generate sounds, but what about strings? When I began thinking about an Arduino string instrument, I realized what I wanted to create was a soft potentiometer. I found my inspiration from Hannah Perner-Wilson's Fabric Potentiometer <http://www.kobakant.at/DIY/?p=543>. Step..... Listed under: [Metering – Instrument Projects](#)
50.




[Autonomous Paintball Sentry Gun using Arduino](#) Make your own, custom AUTONOMOUS SENTRY GUN! A Microcontroller Contest Finalist and Runner Up Winner. This instructable is out-of-date. For the most recent version of the tutorial, see the website . Cheers! This sentry gun autonomously tracks, aims, and shoots at targets, using: -An airsoft or..... Listed under: [Arduino Programmer Projects](#), [Projects](#)
51.




[DIY Arduino UNO](#) DIY your own Arduino UNO with the JLC PCB Description Schematic of ARDUINO S3v3 Details of ARDUINO S3v3 X1: DE-9 serial connector Used to connect a computer (or other devices) using RS-232 standard. Needs a serial cable, with at least 4 pins connected: 2, 3,..... Listed under: [Other Projects](#)
52.




[BUGBot – Light Follower Robot using Arduino](#) The figures above shows the basic idea of any robot, where we have some inputs and output devices connected to the brain and some outputs controlled by the brain. In our case we will have the Arduino like the brain. The central Brain, controls all..... Listed under: [Projects](#), [Robotics – Automation Projects](#)
53.



[The “all in one box” aquarium feeder using Arduino](#) Step 1: Things you will need the images show you what you need. you will also need (but is not shown in picture soldering iron shrink tubes lighter 5 volt power supply usb cable (to program you're arduino) info on the foamed pvc sheet..... Listed under: [Home Automation Projects](#)
54.




[3D Printed Mini Air Kooler \(the OverEngineered Edition\)](#) Description Hey everyone What's up! Let me show you something COOL! <https://youtu.be/DLRq5FG2jNQ> A completely 3D Printed Mini Air Cooler that is powered by a Jet Turbine. So the goal here was to make a small but powerful Air Cooler that utilizes water to cool down air that..... Listed under: [Other Projects](#)
55.



[Dirt cheap Arduino LED light bar](#) This instructable was designed for beginners in mind, but advanced users can easily adapt it to fit their needs and wants. It only uses a few common components, so you shouldn't have much trouble putting this together. It's a good waste of 5 minutes with..... Listed under: [LED Projects](#), [Projects](#)
56.



[CONTROLLING MY THREE AUTOMATION PROJECTS USING SINGLE MOBILE APPLICATION](#) In this project I am controlling my three automation projects using single application made by me using MIT app inventor platform. Description As we all know that the world is slowly shifting towards automation, we require automation everywhere, like in industries, factories, houses, energy management..... Listed under: [Phone Projects](#)
57.




[Intelligent Solar Garden Light using an Arduino- Part 1](#) I bought a solar powered garden light. The solar panel charges the batteries and when it gets dark the lights (3x LEDs) turn on until it either gets lights again or the batteries run out. It has a small amount of intelligence (turns on when..... Listed under: [Battery Projects](#), [Home Automation Projects](#), [Projects](#)
58.



[Kickstarter Backer Alert with Stats Scroller, using Arduino Yun](#) The Arduino Yún is a curious addition to the Arduino family. There is a fairly widespread community surrounding the Arduino concept, platform and software. There's another popular community dedicated to hacking and improving inexpensive wireless routers, which often run Linux. The Yún combines the two...it's..... Listed under: [Car Projects](#)
59.




[Fire Prediction using Arduino nano BLE sense and Machine Learning](#) An Embedded Machine learning-based project was used to detect fire using the inbuilt colour sensor. Description It's an embedded machine learning-based project used to predict a fire in Arduino nano ble 33 sense with the help of the inbuilt color sensor attached to the board..... Listed under: [Sensor – Transducer – Detector Projects](#)
60.



[Make a 24X6 LED matrix using an Arduino](#) After making a 8X10 matrix a lot of people asked me about expanding the matrix to some thing bigger, and some wanted to write stuff to the matrix via a PC, so one day I looked at a pile of LEDs that I had leftover..... Listed under: [LED Projects](#), [Projects](#)
61.




[8x8 LED Matrix Animations using an Arduino](#) For a party we were about to have I wanted a cool light display to use with my new Xmas present - an Arduino Uno. Having looked at the LED matrix's here I wanted a bigger one that I could hang on the balcony. I also wanted..... Listed under: [LED Projects](#), [Projects](#)
62.

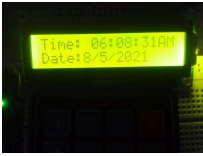


[How to connect two 16x2 LCD together with arduino](#) In this, I will tell you how to connect two 16*2 LCDs together with a single Arduino. This is a very unique project. you can't find this anywhere. Description Introduction In this project, I will tell you that how to connect two LCDs together with..... Listed under: [LCD Projects](#)


- 9/2/24, 1:01 PM
- Advanced View Arduino Projects List - Use Arduino for Projects
63.




[Arduino Combination Door Lock: Lockduino](#) Ready to put a combination lock on your door to keep out intruders? You've come to the right place! In this i'ble I will show you step by step how to make a combination lock for your door! Watch this video of the finished product!..... Listed under: [Security – Safety Project Ideas](#)
64.



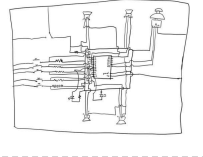
[Digital Clock using Arduino UNO Without RTC module](#) An interesting project of making a Digital Clock using Arduino UNO without the help of RTC Module. Description AIM To build a Digital Clock at Low Cost (Without using any External RTC Module) ject, I have used LCD 16X2 Display , an Arduino UNO ,..... Listed under: [Clock – Timer Projects](#)
65.




[Serial Servo Controller with Arduino](#) I'm going to show you how to use your Arduino to control up to 12 servos at once with minimal jitter. Using a simple serial interface you can control the position of up to 12 servo channels. Up to 10 snapshot positions can be saved..... Listed under: [Interfacing\(USB – RS232 – I2c -ISP\) Projects](#), [Motor Projects](#), [Projects](#)
66.




[LED Watch using an Arduino](#) This instructable will show you how to make your own arduino based watch that tells time using a matrix of LEDs. This is my first instructable, so if something is unclear leave me a comment or send a message! I was inspired by all the..... Listed under: [Clock – Timer Projects](#), [LED Projects](#), [Projects](#)
67.




[Arduino Sound Effect With Game Handle](#) This project is for the class ATLS 3300 at CU Boulder. Push buttons can make buzzers sound. Five buttons represented the tone C, D, E, F, G. There are two modes. The switch determines the mode and LEDs can indicate which mode we are in..... Listed under: [Sound – Audio Projects](#)
68.



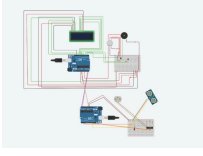
[ARDUINO NANO BLE SENSE – TinyML FITNESS BAND USING EDGE IMPULSE](#) It is a disruptive fitness solution where we classified different physical motions and body positions using arduino nano ble sense. Description TinyML fitness band using "EDGE IMPULSE" is a disruptive fitness solution where I classified different physical motions and body positions using arduino nano ble..... Listed under: [Other Projects](#)
69.




[DIY a Spelling Game with an Interactive Robot using Arduino](#) Did you hear before about Social Robot? Did you see the Pepper Robot or Jibo robot? These kinds of robots that can hear you, understand you and make a social contact with you via sound, facial expressions and body gestures. Social robots have various..... Listed under: [How To – DIY – Projects](#), [Robotics – Automation Projects](#)
70.




[MP3 Interface for Arduino](#) I have added a follow-on to this Instructable: <http://www.instructables.com/id/Cheap-and-Easy-MP3-Shield-for-Arduino/> The follow-on shows you how to design, etch and build a PCB shield to connect the MP3 to the Arduino. Replaces the analog switches with a 74HC244. Single layer board with large surface mount component design. Only..... Listed under: [Interfacing\(USB – RS232 – I2c -ISP\) Projects](#), [Projects](#), [Sound – Audio Projects](#)
71.




[Programmed gas leakage regulator gadget](#) This model will help you for when of gas spillage. It just will not make you mindful of the signal however it will likewise save your home and different homes or industrial facilities from a horrendous fire. Introduction:- Imagine for a..... Listed under: [Arduino Programmer Projects](#)
72.




[Illumino: EEG hat with Arduino turns brain activity into light](#) Ever wanted to visualize your brain activity in real-time? Move an object on a screen with your mind? EEG devices are fantastic fun and allow you to do such things! This tutorial will show you how to make an illumino: a recreational EEG hat that..... Listed under: [Game – Entertainment Project Ideas](#)
73.




[Virtual Etch A Sketch](#) The Etch A Sketch: famous, creative, and unique. Unfortunately I have no clue where the one from my childhood is, so I decided to make my own virtual one! Check it out (and my awful drawing skills) below. This Etch A Sketch is quite like..... Listed under: [Game – Entertainment Projects](#)
74.




[Intelligent-Vision Eye-glasses For Blind](#) An AI Automation glasses to solving problems for the legally blind, low vision, glaucoma and Cataract. Abstract After the successful prototype for the Blind Glass @Blind-targeted AI Glasses <https://youtu.be/W2mmXbYaRMA> Friends and colleagues reached out to me to further develop the project. I was highly motivated and..... Listed under: [Other Projects](#)
75.



[ATtiny programmer using Arduino ISP](#) Thanks to: <http://jeonlab.wordpress.com/> For relatively small (less number of pins than ATmega328) projects, ATtiny series, ATtiny45 or Attiny85 are good choice in terms of its physical size (8-DIP or 8-SOIC) and low power consumption. There are many ways to program it. One of the popular..... Listed under: [Interfacing\(USB – RS232 – I2c -ISP\) Projects](#), [Projects](#)
76.





[TurtleDuino Object Avoidance Robot using Arduino](#) Hello, in this instructable I'll be showing you step by step how to build the TurtleDuino, an object avoidance robot, with an Arduino UNO microcronicontroller on board. I designed the TurtleDuino using material from the hardware store (Home Depot) and all the electronics from sparkfun.com..... Listed under: [Projects](#), [Robotics – Automation Projects](#)
77.





[Avengers plant monitoring device with Arduino uno \(Tuya IoT platform\)](#) I made a lot-based plant monitoring device. From this device, you can measure the condition of your plant from anywhere in the world. The device is able to measure temperature, humidity, and soil moisture. Description <https://youtu.be/cHMHhqCfUgU> I hope you are doing well because a few..... Listed under: [Other Projects](#)
78.

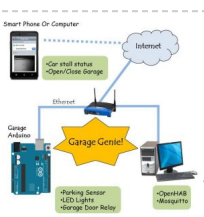
[Convert a toy piano to work as a midi device and use it with Synthesia](#) Goal of this project: Convert a cheap toy piano to work as a midi device and use it with Synthesia (<http://www.synthesiagame.com/>) Other programs that use midi inputs can also be used. Approach: The pushbuttons of the piano are used to make a


- 


simple pull-down circuit..... Listed under: [Interfacing\(USB – RS232 – I2c -ISP\) Projects](#), [Sound – Audio Projects](#)
- 


79. [Disposing IED using Non Newtonian Fluid](#) Thousands of lives are being lost every year due to IEDs (improvise explosive devices). IEDs were responsible for approximately 63% of coalition deaths in Iraq. ABSTRACT Mobile Explosive Containment Vessels (MECV) referred to as Total Containment Vessels (TCV) are fully enclosed vessels used to absorb..... Listed under: [Other Projects](#)
- 


80. [Tankbot – Internet Controlled Tank Robot using Arduino](#) Do you remember a game called Tank Wars? This is an attempt to make a physical version of that classic arcade game. You, the player drive an Arduino powered tank and fire a laser at a target. This project uses an Arduino to control a tank..... Listed under: [Internet – Ethernet – LAN Projects](#), [Projects](#), [Robotics – Automation Projects](#)
- 


81. [WorkSafe CV based multiparameter monitoring and diagnostics](#) Worksafe is an attempt to bring advanced healthcare diagnostics to residential and industrial markets at affordable costs. Description As we all are aware, it's been almost two years since the SARS-COV2 outbreak began in December, 2019. Initially, it put tremendous pressure on all countries to..... Listed under: [Other Projects](#)
- 


82. [Garage Genie – Parking & Remote Control using Arduino](#) The Garage Genie Parking & Remote Control is a car automation Arduino gadget. Click on the two images above to see the animated explanation. It aims to do a few things: 1. The “traffic lights” tells you when you’ve inched your car up close enough..... Listed under: [Arduino Car Project Ideas](#)
- 


83. [HealBot Semi Auto Surgical Machine](#) Problems faced- Due to growing road traffic, lack of doctors in many places and sometimes non... Description Problems faced- Due to growing road traffic, lack of doctors in many places, and sometimes nonavailability of emergency wards, many people die because they do not get timely,..... Listed under: [Other Projects](#)
- 


84. [Guitar Tuner for the Blind \(using an Arduino\)](#) How to modify a guitar tuner so it can be used by a blind person This build uses an Arduino Pro mini microcontroller, (all code is provided). This project was undertaken for the charity Remap, which provides custom-made equipment for people with disabilities. Summary Begin with..... Listed under: [Sound – Audio Projects](#)
- 


85. [AC Arduino dimming circuit](#) THANKS TO CONCERNED VIEWERS, I HAVE LEARNED THAT THIS IS NOT SAFE AND SHOULD NOT BE REPLICATED. SO PLEASE DONT TRY THIS 😊 THANKS TO EVERYONE WHO COMMENTED, I LEARNED A LOT I am not an engineer, just an experimenter and hacker and prototyper etc,..... Listed under: [Home Automation Projects](#), [Projects](#)
- 

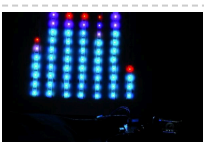
86. [Tiny Altoid Tin Robot With Personality](#) I love robots. Normally the ones I build are quite large and wouldn't fit in your pocket, but for a change of pace I decided I would try something small and fun! This robot is exactly that, and in fact fits inside of an altoids..... Listed under: [Robotics – Automation Projects](#)
- 


87. [5x5 LED Cube using Arduino Uno](#) This is a step by step explanation of how to build a 5x5 LED cube using an arduino. I did this project for my undergraduate electronics class and it took me about 2 weeks to complete. Note: Apparently, some of the links for the supplies..... Listed under: [LED Projects](#), [Projects](#)
- 

88. [IoT Robotic Arm](#) The project is Robotic-arm controlled by a mobile application known as BLYNK; it is free and... Description <https://youtu.be/zhQDoCBZn5E> Description:- The project is Robotic-arm controlled by a mobile application known as BLYNK; it is free and easy to use for automation and IoT projects for beginners. In..... Listed under: [Robotics – Automation Projects](#)
- 

89. [Froggy World 5 The Coffee Gripper](#) In Froggy World, the amusement park for adventurous plastic frogs, it became necessary to to move the frog from a train car back to the catapult. Because I couldn't know whether the frog would be upright or sideways--and in what orientation--the gripper was a challenge..... Listed under: [Home Automation Projects](#)
- 


90. [Dual H-Bridge – Arduino L298 Breakout Board](#) This is my homemade Dual H-Bridge using the IC L298N. For control DC motors or step Motors ao other purposes just like you need. Breakout L298N.ppt1 MB Step 1: Hardware and Materials This is the basic schematic. It works perfectly. A more advanced schematic and..... Listed under: [Arduino Android](#)
- 

91. [Bubble Wall | Interactive, Inflatable Panel](#) Bubble Wall | Breathing Wall Panel System Interactive, Inflatable, Playable Wall Brief Project Description This was an artistic piece installed for a digital fabrication show at the University of South Florida School of Architecture and Community Design. While this brief is specific to this panel,..... Listed under: [Game – Entertainment Projects](#), [LED Projects](#)
- 


92. [Big Spectrum Analyzer with Arduino](#) Let's put together a pixel strip with an HL1606, an Arduino UNO and the Spectrum Shield to build a seven bands “large” Spectrum Analyzer of simple construction. The Strip used uses the HL1606 controller to allow direct management of each of the LEDs. The chip..... Listed under: [Game – Entertainment Projects](#), [Home Automation Projects](#), [Projects](#)
- 

93. [Wii Nunchuk Controlled Model Train using Arduino](#) Using an Arduino microcontroller, an Adafruit motor shield, and a Wii Nunchuk, you can create a intuitive, programmable, model train controller to run your layout. Amaze your friends. Entertain your kids. Not quite DC, not quite DCC. You're headed for the hacker lands of PWM..... Listed under: [Game – Entertainment Projects](#), [Projects](#)


94.




[Satellite dish positioner with Diseq and wifi](#) The satellite positioner stores the position of the satellites in memory and allows you to move the dish to the desired satellite when you change the satellite channel. The advantage of this device is the possibility of controlling and setting the positioner via Wi-Fi. Description..... Listed under: [Wifi - Wlan Projects](#)
95.




[A Facebook-Connected, Arduino-Powered Music Party](#) Music party is a new way to listen to music with others. By tapping an RFID/NFC device that is synced to a Facebook account on an Arduino RFID reader shield and sending that unique ID to Music Party server using the Arduino WiFly shield, we..... Listed under: [Internet – Ethernet – LAN Projects](#), [Sound – Audio Projects](#)
96.




[DIY Arduino Board Water Meter](#) Working with the interaction design team, a bunch of us at Teague have been tinkering with measuring water, analyzing usage data in realtime to affect behaviors, and storing it to see patterns over time. At the heart of the exploration was a need to cheaply measure water..... Listed under: [How To – DIY – Projects](#), [Metering – Instrument Projects](#), [Projects](#)
97.




[Bluetooth Controlled RGB LED LAMP](#) I made an RGB pumpkin wall light, which can be controlled by a smartphone via Bluetooth, it has different modes and different colors so you can choose the color of the light according to your mode. Description https://youtu.be/_dnJCeFdBnw Halloween is about to come and already..... Listed under: [Bluetooth Projects](#)
98.




[Arduino LCD Metronome](#) Connecting the LCD The first step is to wire up the LCD. The HD44780 has 16 pins: Pin 1 - Vss Pin 2 - Vdd Pin 3 - Vo Pin 4 - RS Pin 5 - R/W Pin 6 - E Pin 7 - DB0..... Listed under: [LED Projects](#)
99.




[Touchless Covid Free Electronic Dice Using Arduino](#) Created a touchless Covid Free Electronic Dice using Arduino to play some board games with my son. My new project is an amazing way of giving our younger generation the taste of board games while staying COVID free. Description <https://youtu.be/a4CnaDDR2x0> Created a touchless Covid Free..... Listed under: [Other Projects](#)
100.




[Self Balancing Segway Instructabot](#) [box color="#985D00" bg="#FFF8CB" font="verdana" fontsize="14 " radius="20 " border="#985D12" float="right" head="Major Components in Project" headbg="#FFEB70" headcolor="#985D00"] Supplies: 1. Arduino: I used an Uno 2. 7.2v battery 3. Set of motors: Parallax's 7.2v motor set <http://www.robotshop.com/parallax-7-2v-motor-bracket-wheel-kit-pair.html> 4. Analog accelerometer <http://www.robotshop.com/sfe-3g-tripleaxis-accelerometer-breakout-board-adxl335-2.html> 5. Sabertooth 5X2 motor controller <http://www.robotshop.com/productinfo.aspx?pc=RB-Dim-19&lang=en-US> 6..... Listed under: [Game – Entertainment Project Ideas](#), [Robotics – Automation Project Ideas](#)
101.




[Garduino-Automated Gardening System using Arduino](#) This instructable is a guide for setting up an automated gardening system using an arduino and other cheap electronic parts. It allows sustainable gardening by using sensors to determine soil moisture, as well as a webscraper to determine future weather. It uses this information to save water by only..... Listed under: [Home Automation Projects](#), [Projects](#)
102.




[How To Make A Board Game Using Arduino](#) In this Instructable, we'll teach you how to create your own "Would you rather..." board game using conductive paint, an Arduino microcontroller, and some electronics components. Players take turns moving along the game path as directed by an electronic dice roll. Along the way,..... Listed under: [Game – Entertainment Projects](#), [Projects](#)
103.




[Scan QR Codes with Raspberry Pi Pico](#) To extract information from QR codes and use a Barcode & QR Code HAT and a Raspberry Pi Pico. Description To extract information from QR codes and (even create your own barcode & QR Code using Python), use a Barcode & QR Code HAT and a Raspberry Pi..... Listed under: [Other Projects](#)
104.




[Capacitive touch Mood light using Arduino](#) This instructable is a quick write-up of my experience creating a multifunctional moodlight. Some basic knowledge of electronic circuits is expected. The project has not yet finished, some adding functionality and tweaking has to be done but it is already functional. If you guys are..... Listed under: [Game – Entertainment Projects](#), [Home Automation Projects](#), [LED Projects](#), [Projects](#)
105.




[Arduino-plex 2.0: Modular Plexiglas Arduino Work Surface](#) Last year I needed a board that I could stick my breadboards to, that would also securely hold my Arduino. I used some Plexiglas I picked up at Skycraft in Orlando and I glued everything together with Crazy Glue. This worked well, but it didn't..... Listed under: [Development Board – Kits Projects](#)
106.




[Pantomime – Gestures to actions for disability aid and more](#) Pantomime is a configurable gesture controller unit that can be used for reliable human-machine interaction. For the demo purpose, we have shown a use case of the Pantomime in a chassis of 4WD, which here can be easily altered with a smart wheelchair. The Pantomime..... Listed under: [Other Projects](#)
107.




[The morse code generator by a PS/2 keyboard using Arduino](#) Hi, all! Today I'm trying to explain you my last project: "The morse code generator by a PS/2 keyboard" I've used an PS/2 keyboard to send input to my Arduino board (like described in here) and transform it in morse code that activate..... Listed under: [Arduino Programmer Projects](#), [Projects](#)
108.



[Nokia LCD & Sensors using an Arduino](#) Arduino: Nokia LCD & Sensors PROBLEM: Making my Arduino, a Temperature-Relative Humidity sensor and a Nokia3310LCD screen work together. Now, I'm a Lazy Old Geek, so what I wanted was an Arduino kit that would take shields. This Freeduino was the cheapest that I could..... Listed under: [LCD Projects](#), [Phone Projects](#), [Projects](#), [Sensor – Transducer – Detector Projects](#)
109.




[Bluetooth Speaker Wifi IoT Clock With Spectrum Analyzer](#) I made a Bluetooth Speaker with Clock . It display Date , Time, Temperature & Humidity & gets updated from Internet at 15 minutes interval.It also has a 32 band Audio Music Spectrum Analyzer which displays different music patterns. Clock or spectrum Analyzer can display..... Listed under: [Bluetooth Projects](#)
110.




[Program an ATtiny with Arduino](#) Follows are directions for programming the ATtiny microcontrollers using the Arduino IDE. In plain English, this is how to program 8-pin Atmel chips as you would normally an Arduino. This is cool because the ATtiny is tiny, and - well - this allows you to..... Listed under: [Arduino Programmer Projects](#)


111.




[Stupid Simple Arduino LF RFID Tag Spoofer](#) RFID tags are all over the place. They're used in building access control systems, passports, inventory tracking . . . This instructable will show how you can use an Arduino and a few simple components (wire coil, transistor, capacitor, resistor) to make a device..... Listed under: [Projects](#), [RFID - NFC projects](#)
112.




[PATROL FISH TO COLLECT AND CHECK THE CONTAMINATION OF A WATER BODY](#) Robotic fish is a biomimicking of a real-world fish being developed with a view to enable surface level cleaning of water bodies. Introduction Robotic fish is a biomimicking of a real-world fish being developed with a view to enable surface level cleaning of water bodies..... Listed under: [Other Projects](#)
113.




[Ultrasonic Tape Measure using Arduino](#) Have you ever wanted an ultrasonic tape measure, like this Stanley? (See picture). Well, I have but then I am a Lazy Old Geek. I don't really need one but I thought I'd try to make one. And naturally, I thought of an Arduino. August..... Listed under: [Metering – Instrument Projects](#), [Projects](#)
114.



[Self-Watering Smart Pot Using NodeMCU](#) let's build a self-watering (also we can monitor the temperature, humidity, soil moisture)smart pot using nodemcu Description Self-Watering Smart Pot Using NodeMCU Hello there, Sometimes when we go out of our home for a few days. In this case, we cant give water to..... Listed under: [Temperature Measurement Project Ideas](#)
115.




[Interface Arduino to MySQL using Python](#) Here's a brief tutorial that should get you up and running interfacing your Aduino with a MySQL database. For the sake of this tutorial, I am assuming you know how to set up and use MySQL. This tutorial does not require much Python experience, but..... Listed under: [Interfacing\(USB – RS232 – I2c -ISP\) Projects](#), [Internet – Ethernet – LAN Projects](#)
116.




Light Seeking Robot


[LDR Robot using an Arduino](#) LDR Robot with IR and a Servo The LDR/IR Robot is designed to seek out light and avoid obstacles. The robot uses the Light Dependent Resistor to seek out light and the Infrared Sensor to detect and avoid objects in its path. The following are..... Listed under: [Projects](#), [Robotics – Automation Projects](#)
117.




[An Alarm Clock \(but It Is Harder to Turn Off\)](#) The inspiration for this project was the dreadfully painful waking up process in the morning. And now that school is starting back up I had to get off of the summer schedule where you could get away with not waking up at the crack of..... Listed under: [Clock – Timer Project Ideas](#)
118.




[Jeopardy Ring-in Buttons with Built-in Rules using Arduino](#) There are several good Jeopardy/Game Show lockout buttons/buzzers, but none incorporate the timing rules of Jeopardy. I am learning about the Arduino and I thought that this would be a great project to practice with. The rules include a question reading period with no timeout..... Listed under: [Game – Entertainment Projects](#), [Projects](#)
119.




[Dual-Task CoreXY DrawBot](#) When I saw a COREXY (or H-Bot) plotter, I thought I would make it someday. Since most of its components were made from 3D printers so I have postponed it. Fortunately, once again the PVC pipes gave me an idea to build it with a..... Listed under: [Other Projects](#)
120.




[Frankenstein Laser Engraver](#) This Frankenstein Laser Cutter was built out of an old scanner and printer. The whole thing evolved around the instructable of Groover and his 'Pocket Laser Engraver'. This is a Making-Of. Although a lot, if not everything, of the mechanical construction requires ingenuity I tried..... Listed under: [Metering – Instrument Projects](#)
121.




[Low cost Ethernet shield with ENC28J60 using Arduino](#) Economical alternative to original Arduino ethernet shields, allows data rates up to 10 Mbps and is achieved with a traditional assembly components. One of the most interesting shield that you can mount on the Arduino platform is certainly the ethernet shield, because enable numerous networking..... Listed under: [Internet – Ethernet – LAN Projects](#), [Projects](#)
122.




[Pan & Tilt Servo bracket controlled by Arduino](#) Hi, in this instructable i am showing you how to build a very nice and very sturdy pan & tilt turret for your rc / arduino projects. (Please don't judge my english grammer etc. i'm from holland) The things that you need for this project..... Listed under: [Other Projects](#), [Projects](#)
123.




[Naruto Themed Night Lamp](#) Hey guys what's up. Here's something cool, a Naruto-themed Desk light that is made mainly from PCB. The heart of this project is an Attiy13A that drives some 0603 LEDs which are on the backside of the Face. <https://youtu.be/nN2Nk41puXc> The Head part is detachable or..... Listed under: [LED Projects](#)
124.




[The Octo-phonic Synthesizer](#) The Octo-phonic Synthesizer is a polyphonic synthesizer that is able to produce eight tones that in the end, creates a musical scale. Inspiration for this creation came from this project. I like to think of it as an electronic organ. I used the core foundation of blinkyblinky's idea,..... Listed under: [Sound – Audio Project Ideas](#)
125.



[Clock with Tics \(presentation prototype\) using Arduino](#) Clock with Tics is an Arduino-powered 24-hour digital clock that displays expletives at random intervals. A clock 'ticks'. A 'tic' (note the different spelling) can be a mental disorder and can manifest itself in a number of ways; most seriously, someone suffering from "Tourette's Syndrome"..... Listed under: [Clock – Timer Projects](#), [Projects](#)
126.




[Stubborn Alarm – Doesn't Stop Until You Brush Your Teeth](#) I have my online classes going on (still -_-) and the problem is I have a hard time waking up early. So I end up missing my first class every day. And yes, I do keep an alarm for 7 am but I always turn..... Listed under: [Clock – Timer Projects](#)
127.




[Gesture based Intelligent Appliance Control](#) With Artificial Intelligence, the science fiction is turning into reality and automation is taking... Description With Artificial Intelligence, the science fiction is turning into reality and automation is taking over the world. Inspired by the Iron man and Jarvis we decided to build something similar..... Listed under: [Other Projects](#)


128.



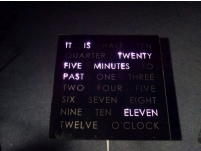
[Cheap Lcd screen for the Arduino](#) We have used the pda with a desktop computer (robot) and with the Nslu2. Here we are going to use an old pda with serial port.to act as an lcd. Everyone either has one or knows someone who has an old pda that they do..... Listed under: [LCD Projects](#)
129.




[Starting with robotics \(Arduino\)](#) Starting with robotics can be hard, if you don't know where and how to start. Best way to start is to make mobile robot. In this step-by-step we will show you, how to make cheap robot with parts available in your local store and household..... Listed under: [Robotics – Automation Projects](#)
130.




[Create Animation on OLED Display Controlled by Arduino](#) In this tutorial I will show you how to create animation on small OLED display connected to Arduino Nano. Step 1: Supplies We need following two components for this project Arduino NanoSSD1306 SPI 128x32 display You can also use SSD1306SPI 128x32 display but it will..... Listed under: [LED Projects](#)
131.




[Rainbow Word Clock using Arduino](#) At long last I have managed to finish the Rainbow Word Clock! Once again, this one was inspired by Doug and his creations <http://www.instructables.com/id/The-Wordclock-Grew-Up/> I have a fixation with RGB LED's at the moment and I wanted to do something a little different. So, while it..... Listed under: [Clock – Timer Projects](#), [Projects](#)
132.




[Make a Pumpkin Into a Pacman-Playing Game Console!](#) This project is the perfect way to level-up your pumpkin carving and reach new high scores. Using an addressable LED strip and an Arduino, you'll be able to make a basic screen capable of playing Pacman, and a controller made of a smaller pumpkin. This..... Listed under: [Game – Entertainment Projects](#)
133.




[Persistence of Vision Wand using Arduino](#) Persistence of Vision (POV) Wands are a fun way to create interesting long exposure photographs and light displays. The wand consists of a single row of LEDs controlled by an Arduino Uno. When the wand is turned on it appears to be flickering in a..... Listed under: [Game – Entertainment Projects](#), [Home Automation Projects](#), [Projects](#)
134.




[Retro Arduino Radio](#) I love the look of old 1920's radios. They are the embodiment of a decade. The radios that I like the most were vacuum tube cathedral radios made by Philco. When I think of old-timey radios those are the first thing that pops into my mind..... Listed under: [Radio Projects](#)
135.




[Dumbledore's Deluminator A.k.a the Put-Outer](#) Some might say that it belongs to Ron Weasley now, but to me & most of the Harry Potter fans, it'll always be Dumbledore's Deluminator. It was designed by Albus Dumbledore, and the first time we get to know about it is when he uses..... Listed under: [Wireless Projects](#)
136.




[Batgirl Birkin Bag](#) What a girl wants. What a girl needs. What's more exclusive and has more cachet than scoring a Birkin bag? Pow!!! A Batgirl Birkin bag! Holey Haute Couture, Batman! Yes, you too can knock off a version of this famous bag. Okay, even mine started..... Listed under: [Home Automation Projects](#), [Phone Projects](#), [Sensor – Transducer – Detector Projects](#)
137.




[Custom Wireless Keyboard! \(Arduino\)](#) In this project we are going to be making something super useful! It is a wireless keyboard that you can connect to your PC and assign each button any shortcut or key sequence you want! I have made it in a way where you can..... Listed under: [Wireless Projects](#)
138.




[Arduino powered Solar Battery Charger](#) The following design is for a Solar battery charger ran by an Arduino Nano. It can handle a standard lead acid 12V battery, like for a scooter or a car. Furthermore the design has been tested and runs with 90% efficiency under 70°C (158°F). It..... Listed under: [Battery Projects](#), [Solar energy projects](#)
139.




[Code generator for custom Android or Arduino menus](#) Introduction This is the first of two instructables that make up a complete customizable Home Automation for Beginners example. See DIY Home Automation for Beginners for the second part. It is aimed at the absolute beginner. If you can handle a sharp knife without cutting..... Listed under: [Arduino Android](#)
140.



[DCF77 master clock MK2](#) Features Arduino 328 Microprocessor is used to decode and display Time & date from the DCF77 "Atomic" Clock in Mainflingen near Frankfurt Germany The DCF77 signal is decoded using the fantastic new DCF77 library written by Udo Klein meaning the clock stays in sync and..... Listed under: [Clock – Timer Projects](#)
141.



[Ultimate Kids Musicbox ESP32 Based](#) There are already some NFC jukeboxes. Off the shelf like those "Toni" boxes. For do-it-yourself: lots of instructables. This device should cover as much as possible, which could come into question sometime and somehow. It should have as few weak points as possible, (in which..... Listed under: [Sound – Audio Projects](#)
142.



[Arduino-powered LED Clock](#) A fun, simple LED clock, that will give you the time to the nearest half hour using single-color LEDs. Parts needed are as follows: Arduino Nano 400 tie-point Breadboard Ribbon Cable DS1307 RTC IC 32.768 kHz Crystal (12) 10mm LEDs (12) 180 Ohm resistors (2)..... Listed under: [Clock – Timer Projects](#), [LED Projects](#)
143.


[Arduino Programmable Constant Current Power Resistance Dummy Load](#) Glad to see you have arrived on this page to learn how to build a programmable constant direct current dummy load. This load will allow you to draw a set current from any source. This load can also be set to a constant resistance or..... Listed under: [Arduino Programmer Projects](#)



144. [Arduino Quiz Game With Led Strip for Score and Two Buttons](#) Two teams answer questions by pushing their button. They can score an amount of points equal to the random number of lights lit on their button. <https://youtu.be/pwq1BWS1oZ4> This requires some strategic choices and luck. When the teamscores meet on the large led strip, they can..... Listed under: [Game – Entertainment Projects](#)




145. [Network Time Protocol \(NTP\) Client using Arduino](#) In this example, you will use your Ethernet Shield and your Arduino to query a Network Time Protocol (NTP) server. This way, your Arduino can get the time from the Internet. Circuit The Ethernet shield allows you to connect a WizNet Ethernet controller to the..... Listed under: [Internet – Ethernet – LAN Projects, Projects](#)



146. [How to Build a DIY WiFi Smart Oximeter Using MAX30102 and Arduino ESP32](#) This WiFi Smart Oximeter helps you scan Spo2 and BPM using MAX30102 and ESP32 and display the values on the Smartphone Step 1: In this tutorial, I will explain how to build your own WiFi Based Smart Oximeter using MAX30102 and ESP32 in detail. The..... Listed under: [Wifi - Wlan Projects](#)



147. [Drive by wire go kart using Arduino](#) I just got a new go kart engine, i went from 6hp to 10hp. This new kohler engine I got I think was not built to put on a go kart, so I had some trouble finding a way to attach the gas petal. Well..... Listed under: [Car Projects, Motor Projects](#)



148. [Programming Arduino Wirelessly](#) The Arduino system offers an easy and open-source method for programming microcontrollers. Normally this means using a serial cable or USB cable attached directly to the microcontroller project. But what if your project is floating in a weather balloon, glued to the bottom of a swimming pool..... Listed under: [Arduino Programmer Projects, Projects](#)



149. [Put a Cylon in it!](#) Last year the comedy sketch show 'Portlandia' made fun of an arts and craft trend, where craft artists would take ordinary items and 'put a bird on it'. I fell victim to a similar trend in the geek crowd: Take an ordinary silver item and..... Listed under: [LED Projects](#)



150. [IR Remote Control Arduino Based Electric Board](#) Arduino based electric board controlling system, Can be controlled using any universal IR remote. good IR receiving range and support 12 CH. Supplies 1) Soldering Iron 2) Solder wire 3) plier 4) multimeter 5) solder flux 6) wires 7) battery 8) connectors 10) wick for..... Listed under: [Development Board – Kits Projects](#)



151. [SMOKING HALLOWEEN PUMPKIN USING ARDUINO AND IC 555](#) Lots of people celebrate Halloween by making pumpkin sculptures most of them only just carve a scary looking face from the pumpkin and place. in this tutorial, I am showing how to give a more awesome effect to your pumpkins. here I added human/obstacle detection,..... Listed under: [Other Projects](#)



152. [Water Flow Gauge using Arduino](#) Measuring the consumption of a resource that has units by volume can be more tricky than it sounds. Use of resources such as water, gas, and even electricity is typically measured by gauges that determine either instantaneous flow rate or cumulative volume over time. Both..... Listed under: [Other Projects](#)



153. [Aetherharp: Three Level, 24 Note, MIDI Air-harp.](#) This project is loosely inspired by the laser harp of Jean-Michel Jarre. <https://www.youtube.com/watch?v=DnAfXK-hft8> Instead of lasers however, it uses eight SHARP infra-red distance sensors, the variants with the longest range of 35 to 40cm. These sensors are laid out in a row to provide rows..... Listed under: [Other Projects](#)



154. [Modern RGB LED Clock using Arduino](#) As hard as it might be to believe, I had never built an electronic clock of any kind. I've always thought electronic clocks were passe and not worth the time to design and build one. In addition, I thought that all interesting electronic clocks designs..... Listed under: [Clock – Timer Projects, LED Projects, Projects](#)



155. [Low resolution display done right](#) A resolution of 8x8 pixels may not sound like enough for anything interesting, but with the right setup, it is possible to create beautiful, complex animations and even add some interactivity. In the next pages I will detail the steps needed to build the low-res..... Listed under: [LCD Projects](#)



156. [Controlling Nixie Tube With Arduino Using K155ID1 Microchip](#) For those who don't know Nixie tubes are electronic devices used for displaying numbers and other character using glow discharge. They date back to 1950s not used commercially anymore. Currently they do experience second life though, as people do tons of cool projects. In this..... Listed under: [Other Projects](#)



157. [64 pixel RGB LED Display – Another Arduino Clone](#) This display is based on an 8x8 RGB LED Matrix. For testing purposes it was connected to a standard Arduino board (Diecimila) using 4 shift registers. After getting it to work I permatized it on a fabbed PCB. The shift registers are 8-bit wide and..... Listed under: [LED Projects, Projects](#)




158. [Automatic Multi-Photo Taker \(Photobooth Style\)](#) This is a tutorial on how to program your DSLR camera to take photos photobooth-style. It's a simple Arduino setup that allows you to take continuous photos with 3-second delay intervals. This was built for a college electronics project. A motion sensor detects motion in..... Listed under: [Video – Camera – Imaging Projects](#)




159. [A Simple Arduino Touchless Candy Dispenser](#) This is a simple touchless candy dispenser using an ultrasonic sensor for activation, a stepper motor to dispense candy, and an Arduino for controlling everything. The candy dispenser can be powered using the USB port or using a 9v battery. Inside the cylindrical container, there..... Listed under: [Other Projects](#)


160.




[How To Smell Pollutants using an Arduino](#) This Instructable explains how to use a gas sensor with your Arduino. This lets your Arduino smell (and hence you program responses to) overall gas levels for a variety of nasties, including ethanol, methane, formaldehyde, and a bunch of other volatile organic compounds. My cost..... Listed under: [Projects](#), [Sensor – Transducer – Detector Projects](#)
161.




[Gas detector / indicator \(USB powered\) with arduino](#) ArduSniffer This Instructable shows how to build a gas detector / indicator using an arduino. The finished product is USB powered and displays the amount of detected gas on a led display. In this design the reset button on the arduino is also working. This..... Listed under: [Projects](#), [Sensor – Transducer – Detector Projects](#)
162.




[BoB the BiPed](#) Did you buy an arduino after seeing all the cool instructables and now you tired of just making LEDs blink? Are you envious of all the cool walking robots people are building but don't have the experience or cash for all of those servos and expensive brackets?..... Listed under: [Robotics – Automation Projects](#)
163.




[Arduino Programming With Atmel Studio 6.0](#) How to import the compiled Arduino IDE libraries into Atmel Studio 6.0 using a program written by Omar Francisco. This will allow you to use the feature rich programming environment of Atmel Studio to program the Arduino Uno. Other Arduino boards such as the Mega..... Listed under: [Arduino Programmer Projects](#), [Projects](#)
164.




[Mr.Skeleton](#) Are you prepared to experience the spookiest night of the year? Grab some candy from this basket if you're brave enough, but be careful: Mr. Skeleton doesn't like sharing too much. Happy Halloween! Halloween basket with built-in distance detector; when trying to reach for candy..... Listed under: [Other Projects](#)
165.




[How to Control arduino by bluetooth from PC](#) I wanted to make it possible to control an arduino board from my phone. So that I could control other devices. the easiest way seemed to be using bluetooth. but when I received the parts needed I found it want quite as simple as I..... Listed under: [Interfacing\(USB – RS232 – I2c -ISP\) Projects](#), [Projects](#), [RTOS – OS Projects](#)
166.




[DIY Motion Sensor Alarm System](#) Are you constantly being scared when people sneak up behind your back? Do you have bad hearing and can't hear people approaching you? Do you want to just build a super fun Arduino project? If you answered yes to any of those questions, then this..... Listed under: [How To – DIY – Projects](#), [Security – Safety Projects](#), [Sensor – Transducer – Detector Projects](#)
167.




[HALLOWEEN PROJECT: the Candied Dead Baby](#) The Candied Dead Baby is an Arduino-controlled interactive halloween decoration. It has been designed, created and assembled by three industrial design engineering students from Elisava. Using servomotors and ultrasonic distance sensors as well as a buzzer, we've designed a product that when an ultrasonic sensor catches..... Listed under: [Sensor – Transducer – Detector Projects](#)
168.




[8 X 8 LED Pixel Art](#) Create a display of 8x8 square pixels that can work independently. And to easily reprogram it to display different animations. Also I don't have a 3D printer, so I needed to make it out of things around the house. <https://youtu.be/xfmsxwR4btA> Supplies LEDs 5mm APA106 x..... Listed under: [LED Projects](#)
169.




[The Boss Box Bot](#) Welcome to the Boss Box Bot instructable, or as we like to call it, the Bo-Bo Bot. The Bo-Bo Bot was designed to use extremely low cost materials to allow people to construct a robot without high-priced kits. Our Bo-Bo Bot will be made using..... Listed under: [Robotics – Automation Projects](#)
170.



[Cup Cooler using an Arduino](#) This is my first Instructable, so please judge harshly so that I can learn 😊 Its a simple project minimal skills needed. Drawings are made using: Fritzing Code Written using Codebender The cold plate got to -20c Watter in the cup measured @ 5.5c compared..... Listed under: [Game – Entertainment Projects](#), [Projects](#)
171.




[Bicycle Journey Tracker With Arduino and GPS Module](#) This is a bicycle journey recording device utilizing Arduino and a GPS module. I'm riding an electrical bicycle from time to time during weekends. Several good bicycle riding routes which pass by the lakes and parks are located near to my house. Therefore, bicycle riding..... Listed under: [GPS Based Projects](#)
172.




[Smart Product Project – Intro to Sensors \(Lesson 3\)](#) If you haven't already, check out the Leader-Follower Robot project (<https://www.instructables.com/Leader-Follower-Robot-Legs/>). The Leader-Follower Robot project provides important background on the concepts covered in this tutorial. We will also be using the Leader-Follower Robot to showcase some cool sensors! This Instructable will be a deeper dive..... Listed under: [Sensor – Transducer – Detector Projects](#)


173.




[Capacitive-Touch Arduino Keyboard Piano](#) Using only an Arduino, a few resistors, a buzzer, and some bits of aluminum foil, you can create your own touch-sensor piano keyboard in just a few minutes! Using an Arduino Uno, you can create a piano with up to 18 keys; or with an..... Listed under: [Development Board – Kits Projects](#), [Sound – Audio Projects](#)
174.




[Halloween Candy Dispenser](#) Have you ever felt like not wanting to celebrate Halloween? Or too lazy to open the door and hear "trick or treat" a thousand times? <https://youtu.be/1QDBQxl675E> Well, if that's you, we offer the perfect solution without losing the spirit! This project is an automatic machine..... Listed under: [Medical – Health based Projects](#)
175.




[Arduino MIDI-in shield](#) This instructable shows how to build a shield to connect devices that send MIDI signals (e.g. a masterkeyboard) to an Arduino. The basic schematic is derived from: <http://www.arduino.cc/cgi-bin/yabb2/YaBB.pl?num=1187962258/> Step 1: The schematic Basically the schematic is just an optocoupler with some resistors to decouple the..... Listed under: [Projects](#), [Radio Projects](#)
176.




[Arduino I2C and Processing](#) As promised, this week brings another communications tutorial! In this video, we'll use both the serial and processing knowledge that we gained last week, plus an I2C enabled temperature-sensing IC. [box type="note" color=" #202020 " bg=" #ffbb00 " font=" verdana " fontsize=" 14 " radius=" 20 " border=" #000 " float=" right " head=" Attributes "]Thanks to..... Listed under: [Other Projects](#), [Projects](#)
177.




[Bicycle Backlight With Arduino](#) This is the first bicycle accessory gadget I made with Arduino. It's a pattern-based backlight attached to the back-bag mounted on the bicycle luggage compartment. I'm riding an electric bicycle which can speed up around 24km/h at maximum. But I had fallen already three times..... Listed under: [LED Projects](#)
178.




[Scratching with Arduino](#) MIT has developed a fantastic visual programming language called Scratch. It is also an amazing learning tool for children, because it is simple, cute, and by providing interaction with the real world by a board called "Scratch Sensor Board". This Instructable shows the development of a shield..... Listed under: [Projects](#), [Sensor – Transducer – Detector Projects](#)
179.




[Arduino Morse Code Shield](#) Morse code was the breakthrough that made possible long-distance communication in the era of the telegraph. The code represents alphanumeric characters by short and long intervals of signal -- those familiar dots and dashes. For many years passing a Morse code test was a prerequisite..... Listed under: [Ideas](#), [Interfacing\(USB – RS232 – I2c -ISP\) Project Ideas](#)
180.




[Halloween Scary Reactive Mask](#) This is year halloween project of me for my kid. This mask can react with scary sound and led when they wave their hands. <https://youtu.be/Hvwq23ibWhs> Step 1: Preparing Stuffs 1. Arduino Pro Mini 5V 2. Module Mp3 DY-SV5W with SD card 3. 5W 40hm Speaker..... Listed under: [Sound – Audio Project Ideas](#)
181.




[Build Your Own Arduino](#) Setting up an Arduino on a breadboard has become a process I have grown to love. Within a few minutes you can have a fully working Arduino platform to work with as you will see in this tutorial. There have been several occasions when I..... Listed under: [How To – DIY – Projects](#), [Projects](#)
182.




[High Speed Photography](#) With this device you'll be able to: take pictures from anything you can sense or detect: - movement - sound - ... You don't need to modify your camera or flash for this. It's compatible with the old High Voltage flashes and the new TTL..... Listed under: [Sensor – Transducer – Detector Projects](#), [Video – Camera – Imaging Projects](#)
183.




[Easy Arduino PIANO \(Including a Preset Song.\)](#) So first off , I am a student and wanted to pick an instrument , but the problem was that I was not sure that "would I be able to do it ?". So, I thought to clear my base first and got an Idea..... Listed under: [Sound – Audio Projects](#)
184.




[3 wires interface for LCD display using Arduino](#) This post is based on the work made previously by tomek in wiring LCD displays using 4 bits. The basic idea is to group the 7 pins that are needed to drive the LCD in only 3 using a shift register. This is a cheap..... Listed under: [Interfacing\(USB – RS232 – I2c -ISP\) Projects](#), [LCD Projects](#), [Projects](#)
185.




[Arduino Witch Cauldron](#) This project consists of an interactive Arduino-based Halloween decoration referring to a witch cauldron. As you position your face in front of the cauldron and you get close, the eyes start moving around. At the same time, when there is very low light in the..... Listed under: [Other Projects](#)
186.



[How to Input Text Into Arduino Project Using OLED Display and 5 Key Keyboard Module or Potentiometer](#) Every now and then you might be interested to input text to your arduino project. You can do it using Serial input but this would require Arduino to be always connected to a computer. In this tutorial I would show you how to implement text..... Listed under: [LED Projects](#)
187.




[Cheap working homemade arduino joystick](#) Hello everyone! Today I present you : Arduino Joystick! One day I was checking the inside of old joystick. System wasn't that hard to understand, so I thought of making my of system. The whole build is made only by me. I didn't check the..... Listed under: [How To – DIY – Projects](#), [Projects](#)
188.




[How to Make a Basic Ultrasensor Keyboard Prototype With Arduino](#) For this Instructable, I have made a primitive musical soundboard using an ultra sensor as a keyboard. Here I will show you the basic steps on how to create such a device yourself. Later on, in December, I will demonstrate to you how to make..... Listed under: [Sensor – Transducer – Detector Projects](#)


189.




[Artoo \[R2\] \(ATtiny2313 Wall Avoiding Robot\)](#) Since I had a lot of ATtiny2313s lying around I wanted to do something cool with them, I thought for a while and then decided to make a simple wall avoiding robot with the ATtiny2313, an ultrasonic sensor and 2 motors. Its an easy to..... Listed under: [Robotics – Automation Projects](#)
190.



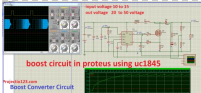
[Pet Curfew: An Arduino Controlled Pet Door](#) The Problem: You want to restrict the time when your pet is allowed to go outside. This could be because the neighborhood is not safe for your cat or small dog at night (marauding coyotes comes to mind). But you would like your pet to..... Listed under: [Home Automation Projects](#), [Projects](#)
191.




[ir2110 circuit in proteus](#) ir2110 circuit in proteus ir2110 proteus library ir2110 arduino code ir2110 h bridge circuit here is the simple motor control circuit using H Bridge and ir2110 ic Components Required Simulation of three phase cascaded H-Bridge Multilevel Inverter https://youtu.be/5j-u99DN9xM Source: ir2110 circuit in proteus... Listed under: [Development Board – Kits Projects](#)
192.




[Garage Door Opener with iphone using Arduino](#) What do I need to start? The hardware requirements to start is: *Note: where can I purchase the material with all the components to build myself the system: http://iwup.altervista.org/shop/reference_list.pdf 1.-) Arduino UNO with USB cable 2.-) Ethernet Shield Arduino 3.-) Relay (for arduino 5 V)..... Listed under: [Home Automation Projects](#), [Interfacing\(USB – RS232 – I2c -ISP\) Projects](#), [Phone Projects](#), [Projects](#)
193.



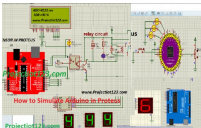
[Boost Converter Circuit in Proteus Using uc1845](#) This article is all about boost converter circuit, what is boost converter circuit and how it is useful in boost converter circuit .and its ic number. Keep reading if you want to know about boost converter circuit in proteus using uc1845 Boost Converter Circuit in..... Listed under: [Other Projects](#)
194.




[R/C LEGO® Car Redux](#) After I built R/C Lego Car, that used hacked motors and motor housings from the toy Car and toy R/C cars. I realized most of the parts from that toy R/C car that I took the motor out of became wasted. This way was not very..... Listed under: [Game – Entertainment Projects](#)
195.



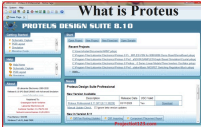
[Hercules: The Motion Controlled Android Robot using Arduino](#) When I was in the 8th grade, I was intrigued while playing the motion games on Nokia 5800. I was thrilled, how I could control the racing car by only tilting the phone. I used to dream of making this same car in the real..... Listed under: [Arduino Android](#), [Internet – Ethernet – LAN Projects](#), [Projects](#), [Robotics – Automation Projects](#)
196.




[How to Simulate Arduino in Proteus](#) Hey, fellas I hope you are doing well and getting smarter every day. This post is about How to Simulate Arduino in Proteus, here we will see how we can simulate Arduino codes in Proteus. Arduino UNO is a popular development board based on ATMEGA 328P which is..... Listed under: [Other Project Ideas](#)
197.




[2-Player Pong Game with Arduino Uno](#) Classical Pong game implemented on an Arduino Uno using a PCD8544 LCD screen which is better known as the Nokia 5110 screen. Player bars are controlled by a potentiometer for each player. If you want the bar to go left, just turn the potentiometer left..... Listed under: [Game – Entertainment Projects](#), [Projects](#)
198.




[what is proteus example circuits librarproteus software](#) In this tutorial, we have to learn about how to Circuit with a switch using DC Voltmeter using Proteus. Proteus and Simulation Software – Introduction What is Proteus? Proteus is a simulation and design software use for lab centre Electronic for Electrical and Electronic design circuits.. Proteus is the best..... Listed under: [Other Projects](#)
199.



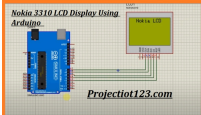
[James – Your first Arduino Robot](#) Edit: Thank you so much everyone for voting for James in the Toy Contest! He got first place and I won a \$500 Shapeways voucher! Expect to see more robot instructables from me in the future! 😊 So you want to make a robot? Don't..... Listed under: [Robotics – Automation Projects](#)
200.




[100 Watt INVERTER circuit IC 4047 pinout proteus simulation](#) [otw_is sidebar=otw-sidebar-1] Hi Guys! Hope you are fine. In this topic I will tell you how to IC Inverter using Proteus(INVERTER circuit in proteus). Let's start. 100 Watt INVERTER USING IC 4047 First of all we have to select the components from the library. The..... Listed under: [Other Projects](#)
201.




[uDuino: Very Low Cost Arduino Compatible Development Board](#) Arduino boards are great for prototyping. However they get rather expensive when you have multiple concurrent projects or need lots of controller boards for a larger project. There are some great, cheaper alternatives (Boarduino, Freeduino) but the costs still add up when you need many..... Listed under: [Development Board – Kits Projects](#), [Projects](#)
202.




[Nokia Library For Proteus](#) In this lesson(Nokia Library For Proteus), I will show you how to build a simple Graphical User Interface with the help of the Nokia 3310 LCD. I will design a Nokia 3310 Menu interface with the used of Arduino. Nokia Library For Proteus Nokia 3310..... Listed under: [Phone Projects](#)
203.



[Mini Arduino environment monitor ** UPDATE – Added RTC ***](#) This is an Example of how you can use the Arduino to monitor various environmental parameters And display them on a LCD screen. Note: I Added a Real Time Clock!! To see the steps, added parts and Sketch I added new steps.. Step 1: Parts List..... Listed under: [LCD Projects](#)
204.




[ARDUINO MEGA FOR BEGINNERS](#) In this post I will discuss about the detailed ARDUINO MEGA FOR BEGINNERS. In the previous post I have discussed about brief introduction of the Arduino MEGA there I have discussed about the Arduino MEGA board, specifications of the Arduino UNO, microcontroller IC on which Arduino UNO is..... Listed under: [Other Projects](#)
205.




[Micro LASER Show with a CD Lens Mechanism using Arduino](#) Hello! This is the cheapest and easiest way to make a two-dimensional laser show projector. It uses just one pivoting mirror, powered by the focusing mechanism from a CD or other optical drive. They said it couldn't be done, but Ljudmila's skunkworks GRL research facility..... Listed under: [Ideas](#), [Interfacing\(USB – RS232 – I2c -ISP\) Project Ideas](#)

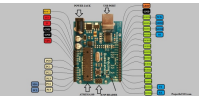
206.




[Introduction to Arduino Ethernet](#) In this post I will discuss about the Introduction to Arduino Ethernet. In the previous articles I have discussed different Arduino microcontroller development boards such as Arduino UNO, MEGA, NANO, PRO MINI, MICRO, Lilypad etcetera. All these Arduino boards resemble to each other in some..... Listed under: [Internet – Ethernet – LAN Project Ideas](#)
207.




[Stargate LED Lighted Necklace](#) Ever need to have a Stargate handy? You can wear one around your neck and have it at the ready. Ears starting to bleed from the volume of the music at the club or that Euro-chic clothing retailer outlet? Activate the Stargate to jump to..... Listed under: [LED Projects](#)
208.




[Arduino Duemilanove for Beginners](#) In this post I will discuss about the Arduino Duemilanove which is one of the microcontroller development boards among other Arduino Boards. In the previous posts I have discussed the Arduino UNO, MICRO, PRO MINI, MEGA and other popular Arduino microcontroller development boards. This article..... Listed under: [Development Board – Kits Projects](#)
209.




[Twitter Mood Light using an Arduino](#) How's the world feeling right now? This box tells you. Powered by: an Arduino, a WiFly wireless module, an RGB LED, Twitter.com and a 9v battery. I'm a news junkie. I want to know everything that is going on in the world as soon as it happens. I want to wake up and..... Listed under: [Home Automation Projects](#), [LED Projects](#), [Projects](#)
210.




[Bootload an Arduino with a ZIF Socket](#) Bootloading an Arduino with a ZIF socket allows you to easily program a lot of chips at once without worrying about mangling the pins. The reason for this is that ZIF stands for "zero insertion force," and as the name implies, ZIF sockets don't require..... Listed under: [Projects](#), [RTOS – OS Projects](#)
211.




[Arduino V-USB / HID 14 channel data logger](#) UPDATE: Please see Addendum 2 at the end of this article for an Excel automatic logging implementation. There are several good articles on Instructables about building your own Arduino. Depending on your horde of electrical parts, you may be able to build an Arduino clone..... Listed under: [Interfacing\(USB – RS232 – I2c -ISP\) Projects](#), [Projects](#)
212.




[Smart Home Control System With Touch Screen](#) In this project, I have shown how to make a Smart Home Control with Arduino Uno and Nextion touch screen to control door lock system, temperature and daytime monitoring. During the article, I have shown all the steps to make this smart home system. This..... Listed under: [Other Projects](#)
213.




[Resistor Color Code Calculator with Arduino](#) This is a 4 band Mechanical Color Code Resistor Calculator, The idea of making this Mechanical Resistor came when I accidentally dropped my box of resistors and all resistors (1300 of them) got mixed up. oops! . Thank god there's an APP for that, So..... Listed under: [Calculator Project Ideas](#)
214.




[The Arduino Internet Gizmo](#) The Arduino Internet Gizmo is a USB, Arduino, and RFID device for web surfing. The gizmo works by placing an RFID tag on the top of the gizmo. The gizmo reads the RFID tag and sends the tag number via USB to a program running..... Listed under: [Internet – Ethernet – LAN Projects](#), [Projects](#)
215.




[3D Printed Holo Clock With Arduino](#) Hello everyone! This is my first instructable. This project is a 3D printed clock powered by a stepper motor and is controlled by an Arduino Uno. It was designed in OnShape over the course of a month. It keeps time very precisely and only needs..... Listed under: [Clock – Timer Projects](#)
216.




[Arduino Motors and Transistors](#) This week, we'll finally be using the Arduino to control some motors! First up, we'll control a standard DC motor running off a 9V battery with the help of an NPN transistor and a PWM (Pulse Width Modulated) signal from the Arduino. [box type="note" color="..... Listed under: [Motor Projects](#), [Projects](#)
217.




[Oscilloscope / Logic Analyzer using Arduino](#) One of the frustrating things about developing and debugging electronic circuits is that you can't look inside the circuit to see what is happening. Even with a circuit laid out before you on a workbench and powered up it may seem like you're in the..... Listed under: [Other Projects](#)
218.




[CliSensio – Climate Sensing and Insect Infestation Control](#) Climate Change, a highly debated high school topic, but do we really care about it? We see politicians, scientists, researchers, philanthropists, conservationists and almost everyone blaming each other for every climate catastrophe occurring today. The real question is what climate change or change are we..... Listed under: [Solar energy project Ideas](#)
219.



[Arduino Memory Game](#) Background This is a project that was started 2 years ago which I recently decided to pick up again and finish. The purpose of the product is to test a person's ability to memorize patterns. It does this on a 2x2 button layout where the user must replicate the LED pattern that..... Listed under: [Game – Entertainment Project Ideas](#)
220.





[Digital Book Cricket Game with ATtiny 85 using Arduino](#) The project described here is a digital implementation of "book cricket game" which Indian students normally use to play in their childhood time. The heart of the project is 8 bit MCU from AVR family called ATtiny85. ATtiny85 are small and cheap microcontrollers which are..... Listed under: [Game – Entertainment Projects](#), [Projects](#)
221.





[Arduino Weather Station Part2](#) So my last project was a Arduino wind chill machine. <http://www.instructables.com/id/Arduino-Wind-Chill-Machine/> Naturally, this Lazy Old Geek wanted to add a weather vane (wind direction) to my weather station. Who cares, you may ask? Well, I am a Geek. Actually, wind direction has some importance. Here..... Listed under: [Arduino Programmer Projects](#), [Projects](#), [Security – Safety Project Ideas](#), [Sensor – Transducer – Detector Project Ideas](#)
222.


[DIY Hot Plate With Arduino Temperature Sensor](#) Hello, everyone, in this instructable I will show you how to make the most useful a DIY enthusiast must-have in their workshop; a hot plate for SMD reflow soldering using a Thermocouple sensor controlled by an Arduino nano to monitor the temperature! Keep reading to..... Listed under: [Temperature Measurement Project Ideas](#)





223.
- 
- [Interactive Arduino Powered Coffee Table](#) One quick fore note: this is my first Instructable and my first large Arduino project, so if you see any stupid errors or have an idea of how things could be done better, then please let me know. Now that that's out of the way I'll begin, I..... Listed under: [Game – Entertainment Projects](#), [Home Automation Projects](#), [LCD Projects](#), [LED Projects](#), [Projects](#), [Sound – Audio Projects](#)




224.
- 
- [Rainbow Knotted LED Snow Globe](#) My purpose for this project was to take a knot and "show" its construction by tracing its path. It was only through happenstance that I discovered my chosen medium (2 metres of NeoPixel LED lights) fit so well with Adafruit's snow globe. You might choose..... Listed under: [LED Projects](#)





225.
- 
- [Light Palate–Selective Lighting for Your Next Feast](#) The permutations that fine food has gone through in the last 20 years has been quite amazing. Every nuance has been tweaked and romanced over. Growing up in the midwest where food was taken in merely to prevent bodily collapse until that one day when..... Listed under: [Other Project Ideas](#)




226.
- 
- [Larson Scanner with Relay Module using Arduino](#) This time I'll show how I used an Arduino to control a relay module with eight channels. Arduino in offers several advantages such as: - Open source; - Easy programming; - You can assemble your own board; - Is supported on various forums on the..... Listed under: [Other Projects](#), [Projects](#), [Sensor – Transducer – Detector Projects](#)





227.
- 
- [Evil Macropad](#) I don't have to introduce your colleague, Richard. He is The Backbone of the society. Hard worker, everyone knows he is busy all day. He gets all the praise. But you know the truth. And only you. He is hardly working. All he does is..... Listed under: [Other Project Ideas](#)




228.
- 
- [Arduino Quadruped Robot: Walks, Skims & Grips](#) I made an Arduino quadruped robot "by-hand," meaning without a kit or a 3D printer. It walks using a "long step" gait, which can be very smooth and natural looking. It didn't quite come out the way I wanted though. However, to make my robot..... Listed under: [Robotics – Automation Projects](#)





229.
- 
- [Ultrasonic Combination Switch using an Arduino](#) Time for a follow-up to the Single Button Combination Lock by creating another oddball type of switch/lock. To activate this switch we make use of a Parallax Ping))) Ultrasonic sensor, an Arduino-style board and some other hardware – to make a device that receives a four-number code..... Listed under: [Medical – Health based Projects](#), [Projects](#)




230.
- 
- [Arduino NERF Ball Wireless FPV Sentry Turret](#) This project will guide you through the steps to make an Arduino based 360 degree rotating foam ball turret with full joystick wireless control, and first person view camera and headset. This is a moderately complex project for hobbyists looking to try something a little..... Listed under: [Wireless Projects](#)




231.
- 
- [Arduino SD Cards and Datalogging](#) This is my first in a series of more advanced Arduino tutorials. [box type="note" color=" #202020 " bg=" #ffbb00 " font="verdana" fontsize="14" radius="20 " border=" #000" float="right" head="Attributes"]Thanks to Jeremy , for this articles[/box] Now that we've covered the basics in tutorials 1-10 (you have watched them..... Listed under: [Metering – Instrument Projects](#), [Projects](#)




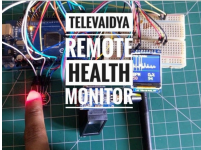
232.
- 
- [How to Control Any Drone From Your Arduino Microcontroller Using Bluetooth](#) Hello Everyone!!! In this Instructable I am going to show you how I converted my (Commercial) RC drone that uses an RC radio system into a drone that is controlled by your Arduino using Bluetooth Why would I want to control my drone from an..... Listed under: [Bluetooth Projects](#)

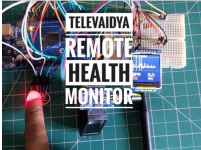



233.
- 
- [Introduction to Packet Radio and Arduino Controlled LED Strips](#) This time on the show we continue coverage of Toorcamp 2012 - the American Hacker Camp. This time Darren speaks with Rob Eby about packet radio as an extension of the Internet. Plus what could be better than flexible individually addressable RGB LED strips? %1..... Listed under: [LED Projects](#), [Projects](#), [Radio Projects](#)




234.
- 
- [Tele Vaidya – Remote Health Monitor](#) Every human being requires health care as one of their basic needs. However, many poor countries are unable to achieve the requirements due to a lack of medical health experts or doctors, as well as sanitary facilities such as hospitals. These are the most pressing..... Listed under: [Other Project Ideas](#)



235.
- 
- [Cyborg Hand : Robotic-cum-Prosthetic Servo Powered Hand](#) <https://youtu.be/gO7L46sZTY4> Supplies Hey there ! For this Instructable you will need: 1- 3d Printer 2- CAD software(TinkerCad / Fusion360) 3- PLA and TPU filament 4- Servos [MG995] 5- Arduino 6- Wires and Breadboard 7- Rubber bands 8- Thread / String (..... Listed under: [Robotics – Automation Project Ideas](#)




236.
- 
- [Arduino Controlled Digital Window Sticker](#) A bumper-sticker sized L.E.D. matrix that displays images in sequence from an SD card, to produce an animated sign or "window sticker." Arduino-controlled! Also includes Windows, Mac, and Linux code for converting .xbm image files into Digital Window Sticker files. Perfect




for a shop..... Listed under: [LED Projects](#), [Projects](#)



238. [Smart Thermometer Using Esp-01F and Web Socket \[Arduino IDE\]](#) In one of the previous instructable, we saw how to make a simple thermometer with ATTINY 85 which can last for 140days with a single battery and it still works great after 40+ days with the same battery I showed in the video. But it was..... Listed under: [Other Project Ideas](#)




239. [Arduino Powered Micro Quadruped](#) From the previous projects on this page, you can probably see that I have a deep interest in robotic projects. In one of my previous Instructables, I built a quadruped robot using large heavy-duty servo motors, and this time I decided to try and make..... Listed under: [Robotics – Automation Project Ideas](#)



240. [Robopod the Arduino Powered Robot](#) Robopod is a simple arduino robot that uses antennas to detect obstacles. Robopod's motors are controlled by an H bridge and powered by a nine volt battery. Robopods circuit is based on a breadboard for easy modification. Step 1: Tools and Materials Material Arduino..... Listed under: [Robotics – Automation Projects](#)



241. [LED Mask \(with Arduino\)](#) Hi everyone! In this Instructable I will show you how to make a LED Mask. This Mask has an incorporated microphone that will make your mouth move as you speak. What you are going to learn from this Instructable: Select the right components for this..... Listed under: [LED Projects](#)



242. [Shift Register Keyboard for Arduino](#) A common problem that often comes up when working with micro controllers, is running out of IO for all the input the projects requires. So I came up with this solution that allows a user to have up to 4096 button inputs using only 4..... Listed under: [Other Project Ideas](#)



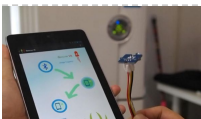
243. [TSA Zombie Scanner Security Wand](#) Not even Zombies are exempt from a good pat-down. Scanner security wands are used at the most exclusive nightclubs and venues. Does not detect metal to indicate a presence of weapons but will indicate the lack of a soul which means a more rigorous body..... Listed under: [Security – Safety Projects](#)



244. [Automated Bioactive Tropical Reptile Vivarium \(using Arduino\)](#) I have multiple bioactive tropical vivariums for my crested geckos, and I always need to spray them morning and night, as well as when the humidity is too low (which happens multiple times per day), and I have to turn on and off the lights..... Listed under: [Other Project Ideas](#)



245. [Android-Controlled Pneumatic Cannon Powered By Arduino](#) Every summer, Qualcomm hosts a Battle of the Schools competition, which gives employees the opportunity to represent their home universities. This year, entries were to be homemade contraptions, and they were judged according to how cool they were perceived to be. Virginia Tech's cannon project..... Listed under: [Arduino Android](#), [Internet – Ethernet – LAN Projects](#), [Projects](#)




246. [IR Remote Agent using Arduino](#) Remote control is almost a standard accessory for most home applications, like TV, Hi-Fi, air conditioner and so on. Though remote control brings us leisure, when you really need it but have completely no clue where it is, or which one it is, you have..... Listed under: [Arduino Android](#), [Internet – Ethernet – LAN Projects](#), [Projects](#)




247. [Sliderpusher for Digital Painters](#) No it's not a name for some obscure industrial goth band... though that would be sick af! Anyway, If you ever used a graphics tablet to draw, paint or sculpt, you know how awkward it can be to click and drag something precisely with a..... Listed under: [Other Projects](#)



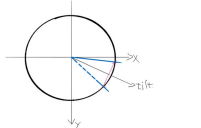
248. [First Ever Bluetooth Home Automation Shield for Arduino](#) This is my first instructable post, and it is about the Home Automation shield for Arduino that I have created. A little about myself my name is Krrish. I am 16 years old and currently in my senior year of high school. I love making..... Listed under: [Home Automation Project Ideas](#)



249. [How to use an array with Arduino](#) This variation on the For Loop example shows how to use an array. An array is a variable with multiple parts. If you think of a variable as a cup that holds values, you might think of an array as an ice cube tray. It's like a series..... Listed under: [How To – DIY – Projects](#), [Projects](#)




250. [Reading RFID Tags with an Arduino](#) In this project, you'll learn to read an RFID tag using the Innovations ID-12 reader and an Arduino Duemilanove. Step 1: Let's Get Started! We'll be using the ID Innovations ID-12 to perform the task of reading an RFID tag. At a minimum, it requires..... Listed under: [Arduino RFID Project Ideas](#), [Ideas](#)



251. [Arduino MKR IoT Carrier As a Game Console](#) In this instructable I'm exploring the capabilities of the MKR IoT Carrier as a game console. The Carrier has everything and a bit more you need for a proper game console. https://youtu.be/_t40IsB9nrk A really cool circular colour display, width 256 pixels.Five touch buttons. Five RGB..... Listed under: [Game – Entertainment Project Ideas](#)




252. [Arduino Based LED City Model \(with Temperature Sensor\)](#) everything is boring without LEDs, so lets make a city out of it! Basic Idea: so we build a City mode out of cardboard, then illuminate it with a LOT of RGB LEDs and let the temperature of color change according to room temperature using..... Listed under: [LED Projects](#)




253. [Play a Melody using the tone\(\) function with Arduino](#) This example shows how to use the tone() command to generate notes. It plays a little melody you may have heard before. Circuit image developed using Fritzing. For more circuit examples, see the Fritzing project page Connect one terminal of your speaker to digital pin 8 through..... Listed under: [Projects](#), [Sound – Audio Projects](#)


254.




[Color Smoke Bubble Machine \(For Kids Safe Incense Smoke\)](#) Bubbles are always like by all ages. Its fun to see smoke filled bubbles. But color smoke using potassium nitrate are not advice to inhale. Also color from smoke fireworks also not safe for kids so if use smoke fire works dont allow the kids..... Listed under: [Other Projects](#)
255.




[Arduino Web Enabled RGB Lighting](#) I just happened to see some large strips of LED lighting when I was picking up some parts at Maplin which were on sale (if I remember correct they were around £12 per approx. 2m strip) however the controller/driver was still around £40, so I..... Listed under: [LED Projects](#)
256.




[Programming a ATtiny2313 with Aceduino](#) What is an ACEDUINO? It is the Philippine Arduino clone. See pic 2 and 3. Quote from Fall Electronics: If you have already tried you have found out you can't use the ATTiny chips in Arduino. This is because it doesn't have the cores for..... Listed under: [Arduino Programmer Projects](#), [Projects](#)
257.




[PC Palette – a Macro Keypad With Limitless Possibilities](#) Do you edit? Do you design? Do you Game? Do you use a computer? Well the PC Palette perfectly fits your needs, be it editing, be it designing, be it gaming or even just using a computer this accessory can help you do your work..... Listed under: [Game – Entertainment Projects](#)
258.




[Make a Mini LED Siren powered by Arduino](#) This is one of the first projects I have made with Arduino. It's a little siren with a LED that fades and blinks on and off. It demonstrates basic use of LEDs and speakers. Also check out this article: 8-Pin Programming Shield Constructive criticism is..... Listed under: [Arduino LED Project Ideas](#), [Ideas](#), [Sound – Audio Project Ideas](#)
259.




[Simple 18dof Hexapod, Arduino nano \(optionally with pololu maestro\)](#) Hello, Here is a simple hexapod that can be built by hand very quickly. The mechanical design is not great, but it is very much in the KISS (keep it stupidly simple) style and should be doable in a weekend for builders of novice to..... Listed under: [Other Projects](#)
260.




[Table Tennis Bat With Machine Learning AI \(Arduino Nano 33 BLE Sense + TensorFlow Micro\)](#) Since the pandemic started, me and my housemates bought a Table Tennis table and started playing a lot of Table Tennis. I made this project so that I could monitor and test how well I perform my shots based on what the device is telling..... Listed under: [Game – Entertainment Project Ideas](#)
261.




[A watering controller that can be home networked using an Arduino](#) A couple of weeks ago, I published a great little controller module that provided 6 relays able to be controlled from a computer via a network. After I published it, I got to thinking that the same basic design, with a couple of changes could..... Listed under: [Home Automation Projects](#), [Internet – Ethernet – LAN Projects](#), [Projects](#)
262.



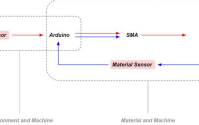
[Hourglass Using Arduino](#) In ancient times people used Hourglass to measure the passage of time. Hourglass is a simple device that consists of two glass bulbs that are connected vertically with a narrow neg and that allows the flow of sand or fluid from top to bottom. most..... Listed under: [How To – DIY – Projects](#)
263.




[TDS Measuring in Aquarium](#) I have an idea to build a smart aquarium by improving my fish tank. It sounds very difficult for it: monitoring the water, automatic water changing, automatic feeding and so on. these are the functions that the smart aquarium required. Now I plan to do..... Listed under: [Temperature Measurement Projects](#)
264.




[Arduino – Simple Simon Says Game](#) In this instructable, I will show you how to make a simple Simon Says Game using an Arduino. it's not just simple but we can get a psychological benefit. I have a bad memory to remember something fast or a new things. So this project..... Listed under: [Game – Entertainment Projects](#)
265.




[Climate | Material | Machine](#) <https://youtu.be/TQm3vCLWM7Y> This project was completed by Alexandra Pittiglio, Christelle El Feghali and Christian Steixner for our Computational Design and Digital Fabrication 'Material Manipulation Machine' Project, Semester 2, ITECH M.Sc Programme Step 1: Concept How can the material and machine be one entity We wanted to..... Listed under: [CNC Machines Projects](#)
266.




[The LED Blinky ball using Arduino](#) Update: I'll add some clarifications after reading comments on various forums. It doesn't need a 70Mhz ARM CPU, all it does is shift bits into a shift register, that'd be a total waste. There aren't 16 CPU's. the slices are designed to be either slave..... Listed under: [LED Projects](#), [Projects](#)
267.



[P-CNC Plotter Disguised As a Quadruped Robot](#) This is my P-CNC plotter which is laid out and disguised as a quadruped robot. Today, I'd like to share how I made it. It was quite simple, no 3D printer required, just need my meticulousness, care and a little patience. Please check the brief..... Listed under: [Robotics – Automation Projects](#)
268.

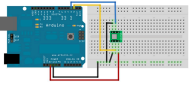


[Google Play Music Internet Radio \(Raspberry Pi and Arduino\)](#) I was looking for a project to do with my Raspberry Pi and found thisInstructable and thought I would have a go at something similar which worked with Google Play Music. I had a rough idea of what I wanted the final item to end up like and was..... Listed under: [Radio Projects](#), [Sound – Audio Projects](#)
269.




[Display Your Photo on OLED Display](#) The tiny 0.96 inches OLED display is the most popular among the Arduino fraternity for displaying data like room temperature, humidity, and text messages. Have you ever thought of displaying your own photo on the display! Yes, it's possible. In this Arduino-based project, we learn..... Listed under: [LED Projects](#)


270.




[Memsic 2125 Accelerometer using Arduino](#) The Memsic 2125 (datasheet) is a two-axis accelerometer capable of measuring acceleration up to plus or minus 2g. It has a simple digital interface: two pins (one for each axis) emit pulses whose duration corresponds to the acceleration of that axis. By measuring the length..... Listed under: [Metering – Instrument Projects](#), [Projects](#)
271.




[FOOT PEDAL ACTIVATED WATER TAP](#) Greetings everyone! We hope you are in good health. We live in a world where any form of physical contact between two human beings is starting to pose serious health issues. Keeping this in mind, a while ago, we had worked on an automatic water..... Listed under: [Sensor – Transducer – Detector Projects](#)
272.




[R/C LEGO® "The Bull" Buggy](#) There are more than 20 models of LEGO®'s Dune Buggy type car, even more than the models in LEGO® Race Car category. Dune Buggy is usually four wheels drive off road vehicle, which would not be used on the road. Now that I got excited on..... Listed under: [Game – Entertainment Projects](#)
273.




[Arduino Esplora Microphone \(Sound Sensor\)](#) This sketch shows you how to read the microphone sensor. The microphone will range from 0 (total silence) to 1023 (really loud). It uses the sound level to set a brightness level for the green LED. When you're using the sensor's reading (for example, to..... Listed under: [Projects](#), [Sound – Audio Projects](#)
274.




[Pinewood Derby Car Scale With Center-of-Gravity \(CG\) Calculation](#) A key factor when building a pinewood derby car is its weight. The Boy Scouts of America and other organizations specify a weight of no more than 5 ounces. To improve performance many builders will add as much weight (mass) as possible up to that..... Listed under: [Calculator Projects](#)
275.




[Electronic Dice With Arduino Nano](#) The electronic dice presented here, built around a tiny Arduino Nano board, mimics the dice we play in different games like snake and ladders the most popular. Plastic and wooden dice are subject to wear and tear with time and might show biasing toward a specific number..... Listed under: [Game – Entertainment Projects](#)
276.




[Add Linux, WiFi, Ethernet and USB to Arduino](#) Web site: <http://www.dragino.com/products/yunshield/item/86-yun-shield.html> Project Summary: The model of this shield named Yun Shield, the feature of this shield is as its name. User can add this shield into Arduino (Leonardo, UNO, MEGA2560 etc) and "turn" the Arduino into device which has similiar features as Arduino..... Listed under: [Interfacing\(USB – RS232 – I2c -ISP\) Projects](#), [Internet – Ethernet – LAN Projects](#)
277.




[Bike Turn Signal & Brake Light Handlebars](#) This project was inspired by a very cool kickstarter called Helios Bars. Essentially what this project does, is put an arduino, LEDs, and buttons into your bike handlebars. The LEDs can be used as turn signals, brake lights, or display ambient colors while riding. It's..... Listed under: [Car Projects](#), [LED Projects](#)
278.



[Blood Oxygen Heart Rate Meter](#) This instructables show how to use MAX30102, XIAO and a tiny display to build a blood oxygen and heart rate meter. Step 1: Sensor & Algorithm This project use Maxim Integrated MAX30102 Biosensor to detect pulse oximeter and heart rate. However, the official sample is..... Listed under: [Metering – Instrument Projects](#)
279.



[A Robotic lawn mower powered by Solar Energy with an Arduino heart](#) This robot will mow the grass of your garden, staying within a defined area, avoiding all obstacles and working in complete autonomy, automatically charging itself with a solar panel. In this post we present a robotic lawn mower, powered with solar energy and able to..... Listed under: [Robotics – Automation Project Ideas](#), [Solar energy projects](#)
280.



[Paddle for People With Limb Differences and Agenesis to Play Flute](#) In France and some other countries playing the flute is included in music lessons at school. This project is to share a possible solution for children or music lovers with limb differences and agenesis to play flute. Basic Idea: Use an Arduino board to make..... Listed under: [Sound – Audio Projects](#)
281.




[Arduino Control via a Web Service with Teleduino](#) Convert your Arduino into a sophisticated web control platform using Teleduino. Teleduino is both a product and a service. Once the Teleduino sketch has been loaded on your Arduino (the 'product'), it then connects to the Teleduino server awaiting your instruction from anywhere in the..... Listed under: [Ideas](#), [Internet – Ethernet – LAN Project Ideas](#)
282.




[Arduino based Graph](#) This example shows you how to send a byte of data from the Arduino to a personal computer and graph the result. This is called serial communication because the connection appears to both the Arduino and the computer as a serial port, even though it..... Listed under: [Interfacing\(USB – RS232 – I2c -ISP\) Projects](#), [Projects](#)
283.



[How to Make Powerfull Laser Engraver](#) Hello Guys Whats up, In this instructable, I am making an Awesome mini laser engraver from old DVD writers. It's very interesting project for any electronics hobbyist & Engineers. You can use this laser engraver machine to make any kind of design, logo, art on..... Listed under: [CNC Machines Projects](#)
284.




[Hexapodino: tiny hexapod 3D printed, Arduino controlled](#) A few time ago, i found out a 3d printed Micro-Hexapod on Thingiverse. I started to work on it in the following ways: - create new accessories/components 3D printable - explore the possible ways to drive this hexapod. Here the results: - a parametric battery holder that fits..... Listed under: [Arduino Programmer Projects](#)
285.




[Arduino Based Counting Tree for Children](#) Counting can be a fun task for young children. Children as young as two may start saying numbers in no particular order. A lot of parents start teaching their kids numbers by counting objects around their home. For example, snacks could be counted as the..... Listed under: [Other Projects](#)


- 9/2/24, 1:01 PM
- Advanced View Arduino Projects List - Use Arduino for Projects
286.




[DIY Binary Clock with Arduino](#) Yesterday I was going to start watching a movie, when me and my friend pedro decided to give up on the movie and build a binary clock. After sometime thinking on how to program it, we made it. It works beautifully, so I decided to show here..... Listed under: [Clock – Timer Projects](#), [How To – DIY – Projects](#), [Projects](#)
287.




[Arduino stepper motor and servos shield](#) This instructable will show you show to build an Arduino shield which can be used to control 3 servos and 1 stepper motor using 4 potentiometers. You will need: access to a laser printer/cnc router/etching chemicals 7 x 3 pin 3.5mm terminal blocks 2 x..... Listed under: [Motor Projects](#), [Projects](#)
288.




[How to Drive 4-Digits Seven Segment With Arduino Using Just 3 Pins](#) Hello every body, Welcome to this tutorial. In this tutorial we gonna talk about How to drive a 4-digits 7segment with Arduino using minimum pins. To do this we are going to use very popular IC called 74HC595. It's a 8-bits shift register that has..... Listed under: [Other Projects](#)
289.




[Track-and-explode wolf collar...](#) Don't worry! First, this is a rebuild out of a movie so it won't explode for real and it won't be worn by a real wolf. However there is fursuiting for which I am a big fan of and my own character (fursona) is a..... Listed under: [Game – Entertainment Projects](#)
290.




[Aquarium Light V1](#) Version 0 My first attempt at an LED Aquarium light started as an excuse to buy some of those LED light strips off of eBay. I gutted the old 18" fluorescent fixtures and soldered together row after row of 18" RGB LED strips. They mounted..... Listed under: [Home Automation Projects](#)
291.




[Basic Arduino MIDI Arppegiator](#) In this instructable I will show you how to make a basic MIDI instrument using an Arduino Uno. This instrument plays three notes (a triad) in a row. Using the different potentiometers, you can move up and down the notes as well as up and down..... Listed under: [Other Projects](#)
292.




[Super Brite LED Sneakers 1.0 using an Arduino](#) Create your own Super Bright LED-lined sneakers that blink with multiple patterns. 1.0 FEATURES: - 1 color LEDs - 6 patterns - reed sensors + magnets that give you control to step through patterns - detachable velcro design - small, wearable microcontroller + power Step..... Listed under: [Game – Entertainment Projects](#), [Home Automation Projects](#), [LED Projects](#), [Projects](#)
293.



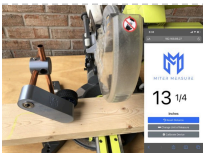
[DIY ESP32 Security CAM](#) Hey guys and welcome back, <https://youtu.be/cb393Lbfjx4> This is my DIY Security Cam which is made from an ESP32 connected with a 5V Charger circuit that converts 240V AC into 5V DC for ESP32 to run. The goal for making this project was to make a..... Listed under: [Security – Safety Projects](#)
294.




[Psychic Fortune Teller – An automaton that reads the mind of Twitter](#) Creepy fairground attraction and Twitter App! The Psychic Hive-Mind Fortune Teller is a fairground arcade-type attraction which can tell your fortune. Even better than that though - it's also a web-connected Twitter application that can harvest tweets and regurgitate them as fortune readings! The Fortune..... Listed under: [Internet – Ethernet – LAN Projects](#), [Robotics – Automation Projects](#), [Sensor – Transducer – Detector Projects](#)
295.




[Bike Dashboard](#) In this Instructable I'll show you how to make a electronic dashboard for a bicycle. We'll be using an Arduino and a few off-the-shelf parts to create a system with light control and an LED speedometer. Step 1: Materials Arduino Micro (RadioShack #: 276-258) 12V..... Listed under: [Game – Entertainment Projects](#), [Home Automation Projects](#)
296.




[Miter Saw Measuring Device](#) Some of my favorite projects are making tools that I can use with other hobbies. I am not a master woodworker by any stretch, but I do enjoy it and have created several jigs with my 3D printer that have been useful. If you use..... Listed under: [Temperature Measurement Projects](#)
297.




[Game maker Rover using an Arduino](#) In this Instructable I will be giving you step-by-step instructions on how to interface The Arduino, A Motor Controller (L293D), and a laptop to make a Wifi controlled rover you can drive around your house or work from anywhere in the world. I started and..... Listed under: [Game – Entertainment Projects](#), [Projects](#)
298.



[Medicine Safe](#) <https://youtu.be/Xhga17IytQ4> We created this project for MSReva as an assignment from school. Supplies Laser or print all parts (see github): printed parts: 1x: 14 lock pin sleeve large 1x: 15 lock pin sleeve smal 1x: 17 lock counter pin 1x: 18 pin shooter 14x: 19 tray..... Listed under: [Security – Safety Projects](#)
299.




[Star Wars Adafruit Flora Theremin LED Bra](#) Use the force, Luke. Close your eyes, hold on tight to your light saber and..... Don't touch that dial. No tweaking the knobs. Just wave your hands in front of the two sensitive sensors embedded in this bespoke piece of wearable tech. The garment has..... Listed under: [Game – Entertainment Project Ideas](#)
300.




[IoT Demo](#) The following model was created as a teaching aid for a demonstration of IoT concepts. The associated PowerPoint is attached to the end of this Instructable. This Instructable will cover: Creating the Telegram chat group and associated bot. Programming the ESP32. Building the model and..... Listed under: [Other Projects](#)


301.




[Bluetooth Controlled Message Droid using Arduino](#) This is an instructable for a bluetooth controlled Message Droid. I call it R2Blue2. It moves around and displays messages that you type using your phone or computer. Atleast it was supposed to. Due to many problems such as underpowered batteries and bad cable management..... Listed under: [Arduino Android](#), [Internet – Ethernet – LAN Projects](#), [Projects](#)
302.




[Flora- an interactive flower](#) Hello everyone.....Today I have taken something out of my flower garden....We all know,plants have their own lives,they can feel just as we feel..but they can't express it...But what happens if a flower gains the ability to interact with you? Imagine a flower sitting at your..... Listed under: [Home Automation Project Ideas](#)
303.




[Wall-E Robot Arduino EasyVR3 \(Updated\) New Video With Voice Commands..Funny!\)](#) Whilst looking through videos on Youtube one day(Like you do) I came across a video with a Diy Arduino based Wall e, I thought wow! what a brilliant idea, I didn't at that time even know what Arduino was so I began looking into it..... Listed under: [Robotics – Automation Projects](#)
304.




[Build your own Arduino – Bare Bone System](#) I've read through a lot of tutorials online to make an Arduino Clone on a breadboard, and some of them are great, but none of them really seem to have it all, so I'm going to attempt to bring it all together here and provide..... Listed under: [Development Board – Kits Projects](#), [How To – DIY – Projects](#), [Projects](#)
305.




[Control an LED With Button Using Swift Language](#) In the two previous projects, the LED turns on and off automatically. Now, you will control the LED manually using a pushbutton. Step 1: What You Will Need The parts you will need are all included in this Maker kit. SwiftIO boardShieldButton module4-pin cable Step 2:..... Listed under: [LED Projects](#)
306.




[YABBAS – Yet Another Bare Bones Arduino \(on Stripboard\)](#) This Instructable will demonstrate the building of a bare bones (and really inexpensive... less than \$5) Arduino compatible module that can be put together on a small piece of stripboard and can be used either on a breadboard or independently. The following links / similar..... Listed under: [Development Board – Kits Project Ideas](#)
307.




[Simple Arduino Pot Plant Soil Moisture Sensor](#) Arduino Pot Plant Soil Moisture Sensor I have been struggling with over watering of my indoor pot plants, especially succulents. To this end I decided to make a simple Soil Moisture sensor that can tell me when the moisture level of my pot is too..... Listed under: [Sensor – Transducer – Detector Projects](#)
308.




[Artificial Candle Ignited by Real Flame](#) Hello again, everyone. In this Instructable, you will see something really cool and exciting and you might not have seen such a thing yet on the internet. We will design and make a 3D printed artificial candle. But the interesting part of our project is that..... Listed under: [Other Projects](#)
309.




[Twittering Laser Tripwire with Webcam Capture using Arduino](#) This instructable will show you how to construct a laser tripwire that can twitter and grab an image from a webcam, as well as execute any command you can put in a bash script. This instructable is actually quite simple and is even suitable as a beginner..... Listed under: [Internet – Ethernet – LAN Projects](#), [Projects](#), [Video – Camera – Imaging Projects](#)
310.




[DIY 360 Degree SODAR Device](#) First off, why did we decide to call this thing SODAR? SONic Detection and Ranging, or SODAR, is a lot like SONAR and RADAR. However, we don't feel comfortable calling it SONAR because we have no desire to use it for navigation and we aren't..... Listed under: [Sensor – Transducer – Detector Projects](#)
311.



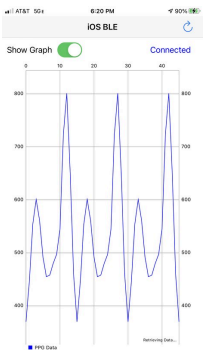
[Automatic Food Dispenser From Arduino](#) Howdy Readers, Dispensers for pets are expensive and this fact is known to all of pet owners But as there is a saying there is always one or other solution to each of problems! In this instructables we will go through detailed step by step..... Listed under: [Other Projects](#)
312.



[The Next-Gen Deck](#) By Marcel's Workshop I spend a lot of time on Genealogy with subscriptions to many services.To make it efficient I copy, paste and refresh pages often from one database to another.I use 3 monitors so I can go from screen to screen to compare data,..... Listed under: [Other Projects](#)
313.




[RGB's with Arduino and Processing](#) Here is an easy(enough) project to introduce you to the Arduino microcontroller, as well as Processing. This is my first Arduino and Processing project and I didn't have too much bother getting it working. This is my entry to the Sparkfun Microcontroller contest so if..... Listed under: [LED Projects](#), [Projects](#)
314.




[iOS App for Adafruit Feather NRF52832](#) The Adafruit Feather nRF52832 has a BLE (Bluetooth Low Energy) functionality that has a lot of potential to be used in many different projects. In this Instructable, I will be stepping through a project where I created an iOS application that would receive data sent..... Listed under: [Other Projects](#)
315.


[PixelBrite](#) I originally started this project because I wanted to recreate the scene in the movie the Close Encounters of the Third Kind where the humans are communicating with the Mothership via a huge color organ. So I glued various bits of software together and made..... Listed under: [LED Projects](#)




316.




[Analog Read Serial using Arduino](#) This example shows you how to read analog input from the physical world using a potentiometer. A potentiometer is a simple mechanical device that provides a varying amount of resistance when its shaft is turned. By passing voltage through a potentiometer and into an analog input on..... Listed under: [Interfacing\(USB – RS232 – I2c -ISP\) Projects](#), [Projects](#)
317.




[Arduino Cable Tracer](#) Instantly diagnose the type and integrity of USB cables with this Arduino Cable Tracer. Suitable to trace USB A, Mini, Mico, and USB-C cables this is very useful to identify the exact wiring configuration and also diagnose broken connections. Step 1: Gather the Materials and..... Listed under: [Interfacing\(USB – RS232 – I2c -ISP\) Projects](#)
318.




[Hack a voice changer to add an Arduino input](#) Another quick hack. I purchased a voice changer because I was looking for something cheap that could be hacked into an voice input device. Basically I wanted to animate a skull when I spoke. Added bonus, now the skull puppet would also have a scary..... Listed under: [Projects](#), [Sound – Audio Projects](#)
319.




[DIY Arduino Remote Control and Lego RC Vehicle!!](#) UPDATE (8/29/13): Thank you readers for your enthusiasm and kind remarks regarding this project! It has been a tremendous journey since I started this project back in March, but I am very glad with the resulting product and the excitement with which it has been received..... Listed under: [How To – DIY – Projects](#), [Robotics – Automation Projects](#), [Sensor – Transducer – Detector Projects](#)
320.




[Cyborg Crafts: Sense Like a Cat With Whiskers – Sensory Extension Puppet](#) I adopted a cat a couple of weeks ago (Figure 2&3). To celebrate, I wanted to make a cat whisker sensory extension puppet that looks like my cat! This project will show you how to create a computationally enriched puppet that has whiskers. The Puppet..... Listed under: [Sensor – Transducer – Detector Projects](#)
321.




[3-dimensional Star Cluster using an Arduino](#) This instructable will guide you through the process of making your very own star-cluster from LEDs and acrylic. I made this piece for my electronics final project at college and had access to a machine shop. This instructable assumes that you have access to similar..... Listed under: [Home Automation Projects](#), [LED Projects](#), [Projects](#)
322.




[Gliderscore Timing Board](#) Gliderscore is a program developed by Gerry Carter that not only scores a model plane flying competition, but provides timing for the various flying tasks One feature of Gliderscore Timer is that it outputs a Serial ASCII string that contains the countdown time, the group..... Listed under: [Clock – Timer Projects](#)
323.




[Ardubuoino \(an Arduboy Compatible Clone\)](#) Arduboy is an open source credit card size gaming console that has an active community not only on its software where alot of people develop their own game for the platform but also on its hardware where there are also alot of people came up with their own..... Listed under: [Game – Entertainment Projects](#)
324.




[Lite Brite LED clock using an Arduino](#) Lite Brite pegs look like LED's don't they? That's what I though the other day after working on an LED cube for a few hours. I happened to see my daughter's Lite Brite sitting there, and I looked at the pile of LED's on my..... Listed under: [Clock – Timer Projects](#), [LED Projects](#), [Projects](#)
325.




[Cheapest Plug & Play Room Automation Setup](#) Their are many people who are struggling to make projects that are needed for their daily needs. One of the major example is none other than room automation. Even though many of the room automation setup cost a little bit higher can't we make it..... Listed under: [Other Projects](#)
326.




[The tweiger counter](#) The following steps will enable you to build your own tweiger-counter! It searches in current twitter messages sent around the globe for the words like nuclear, calculates a sliding window average and pushes it to the arduino that will click for every incoming tweet like..... Listed under: [Calculator Project Ideas](#)
327.




[Sensors in Phone and Arduino Serial Communication](#) Sensors are one of the crucial things when it comes to building projects/robots. Many a times the sensor might be not available locally or it might take too long to ship. Smart phone have most of the basic sensors like proximity, accelerometer, light, magnetometer, gyroscope,..... Listed under: [Sensor – Transducer – Detector Projects](#)
328.




[DIY 3D Controller using an Arduino](#) Make a 3D interface using an six resistors, aluminum foil, and an Arduino. Take that, Wii. Update: a much more thorough explanation of this project is available from Make Magazine. It might be easier to follow their instructions, and I think their code is more..... Listed under: [How To – DIY – Projects](#), [Projects](#)
329.



[Analog Fabric Joypad using an Arduino](#) How to make an "analog" input device from fabric and a few other necessary materials. "Analog" in parenthesis because, although it is made up of 4 analog inputs, the only analog transition between the directions (up, right, down and left) comes from the buffering material..... Listed under: [Game – Entertainment Projects](#), [Projects](#)
330.




[Arduino Game Controller for Both PC and Android](#) In this instructables session we are going to see . How to make your joystick . Which is compatible for PC, Laptop , Smart Phone . By Using UnoJoy Library. With this library we can convert a arduino uno into USB game Controller . People..... Listed under: [Game – Entertainment Projects](#)
331.




["12 Thumbs" R/C LEGO Dragster](#) Impressed by these two LEGO® Dragster sets, a 250 pieces LEGO® TECHNIC Dragster 8847 (released in 1983) and a 391 pieces Top Fuel Racing 5533 (released in 1999). These two Dragsters inspired me to build my own LEGO® dragster, the "12 Thumbs". The name "12 Thumbs" came after I..... Listed under: [Other Projects](#)

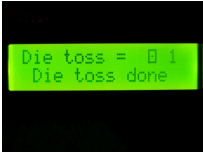
332.




[Perimeter Wire Using Matched Filter](#) Do you want to build a robot that is in an invisible enclosure? Or have you wondered how the robotic lawn mowers stay in their garden?In this Instructable I will show you how you can easily build a perimeter loop yourself.This perimeter loop uses a..... Listed under: [Robotics – Automation Projects](#)
333.




[An Arduino Powered \(Scale\) Speed Trap](#) After a break of around two decades I've recently started building a model railway. One of the issues I've faced is trying to work out how fast I should be running the trains so that their speed reflects reality given the scale at which they..... Listed under: [Metering – Instrument Projects](#), [Projects](#)
334.




[Low Cost, Easy to Build and Use: Arduino Die Toss Simulator](#) In addition to gambling, dice (die - singular) are used in many board games, e.g., Backgammon, Monopoly, Yahtzee, Liar's Dice, Dungeons & Dragons, Trouble, etc. Common dice are usually white with black "pips". They are sometime known as d6 or D6. In this Instructable, the..... Listed under: [Other Projects](#)
335.




[Strandbot – a solar & arduino powered R/C motorized Strandbeest](#) The Strandbot is a DIY upgrade for the Strandbeest originally designed by Theo Jansen. Strandbeests are amazing mechanical creatures that are able to move on their own using just a little bit of wind power. Unfortunately my tiny apartment is short on wind, so I..... Listed under: [Motor Projects](#), [Robotics – Automation Projects](#)
336.




[Custom I2C Slave Sensor/device With Arduino](#) <https://youtu.be/7uRn6D0kInY> In this Instructable, I'll show you how I managed to create my own I2C controlled device that I can then connect to any microcontroller and interact with it over I2C. In my case, I'm using it to control an AC dimmer module from a..... Listed under: [Sensor – Transducer – Detector Projects](#)
337.




[Make your own programmable thermostat for \\$66 with Arduino](#) This project will show you how you can create your own programmable thermostat with temperature probe, an LED readout and ability to remote control outlets. The core of this project is actually a driver for a 4 digit seven segment display. There are lots uses for..... Listed under: [Projects](#), [Temperature Measurement Projects](#)
338.




[Online Thermometer using Arduino](#) One of the projects in Practical Arduino is the "Online Thermometer", which combines an Ethernet shield with a number of DS18B20 1-wire temperature sensors to allow you to read multiple temperatures and make the values accessible using a web browser. In that project I chose..... Listed under: [Temperature Measurement Projects](#)
339.




[Arduino IoT Cloud ESP32 Alexa Voice Control Smart Home | IoT 2021](#) In this IoT project, I have shown how to make an IoT-based Home Automation with Arduino IoT Cloud & Alexa using ESP32 to control 4 home appliances with voice commands. If the internet is not available, then you can control the home appliances manually with..... Listed under: [Sound – Audio Projects](#)
340.




[Self-balancing skateboard/segw*y project Arduino Shield](#) General purpose Arduino shield for self-balancing machines. Why did I make it? I previously made an Instructable in 2010 on how to build a self-balancing skateboard. <http://www.instructables.com/id/Easy-build-self-balancing-skateboardrobotsegway-/> There are >500 comments on this and many express confusion setting up the balance sensors, software and electronics..... Listed under: [Development Board – Kits Projects](#)
341.




[DIY Arduino Wireless Motion Alarm System](#) Hello everybody hope you're doing well, in this instructable I'm going to show you how to make a wireless motion alarm system, this device consists of a transmitter and a receiver. So essentially it is a pretty simple and basic wireless motion alarm system with..... Listed under: [Wireless Projects](#)
342.




[How to control LED's with Processing and Arduino](#) The other day I was confronted with an interesting problem, I needed to control a series of lights from an interaction on a computer screen and it had to be as inexpensive as possible. I instantly thought of an Arduino. It had everything that I needed,..... Listed under: [LED Projects](#), [Projects](#)
343.




[PECS Communication Board](#) The Picture Exchange Communication System, or PECS, allows people with little or no communication abilities to communicate using pictures. People using PECS are taught to approach another person and give them a picture of a desired item in exchange for that item. By doing so,..... Listed under: [Phone Projects](#)
344.




[Arduino Waveform Generator Shield](#) Waveform generators (also called function generators) are useful for testing and debugging circuits. They can be used to test the frequency response of electronic components like op amps and sensors or to characterize and troubleshoot audio effects boxes and pedals. This waveform generator shield is..... Listed under: [Projects](#), [Radio Projects](#)
345.



[Remote Control Arduino Car](#) A great introductory project for those diving into the IoT and Arduino platform. Working with motors and an IR sensor helps newbies understand various components and sensors compatible with the Arduino. Using the remote control, you will be able to control the robot's movement allowing..... Listed under: [Car Projects](#)
346.




[7-segment Display Using Swift Language](#) You could always see 7-segment displays around you used to display digits, like in timer, clock, etc. In this mission, you are going to learn how it works and display numbers on it. Let's start. Step 1: What You Will Need The parts you will..... Listed under: [Clock – Timer Projects](#)
347.




[Arduino Audio DAC Options](#) DAC is short for Digital to Analog Converter. In this article we play around the code Michael Smith created for a PWM based DAC. I modified his code so that other DAC options could be tried. I compare the 8-Bit PWM DAC with the R2R..... Listed under: [Projects](#), [Sound – Audio Projects](#)


348.




[Laser Shooting Game](#) This laser game is a simple project that utilizes an Arduino mini. All target boards have an Arduino, sensors, and servo control ports. Shooting the target center triggers the servo and the board falls flat. Step 1:What you need [box color="#985D00" bg="#FFF8CB" font="verdana" fontsize="14 "..... Listed under: [Game – Entertainment Projects](#)
349.




[Laser Tag “Free for All” Circuit Playground Express and ESP8266](#) This is an easy way to make your boards into a fun laser tag game to play with friends. we combined both boards as described in the pictures. Supplies For this project you will need IR remotes, shoe laces, circuit playground express, ESP8266, battery case..... Listed under: [Game – Entertainment Projects](#)
350.




[Clock Two – Single digit clock using Arduino](#) Time for another instalment in my irregular series of clock projects. (Or should that be “Time for another instalment in the series of irregular clock projects”?) In contrast with the extreme “blinkiness” of Clock One, in this article we describe how to build this single-digit..... Listed under: [Clock – Timer Projects](#), [Projects](#)
351.




[GRBL Based Coil Winder From Water Pipe](#) When I was working on the Toy Magnetic Levitation project with a solenoid coil, I thought to myself, why didn't I make a coil winder. So I took my times to build a simple coil winder based on GRBL firmware and it was made from PVC pipes..... Listed under: [Other Projects](#)
352.




[Electronic Arrow Spine Tester](#) This Instructable describes the construction of an electronic archery arrow spine tester. An arrow spine tester measures the stiffness of arrows. This helps an archer to construct arrows of uniform specifications which will shoot consistently. Traditional arrow spine testers measure arrow stiffness, or spine, by..... Listed under: [Other Project Ideas](#)
353.




[3D Printed Kitchen Scale Using an ESP8266](#) Hello everyone ! Today I'm going to show you how I built this little kitchen scale during this lockdown ! It can measure weights up to several kilograms, has an included battery, a nice display and can even be turned into a connected scale thanks..... Listed under: [Temperature Measurement Projects](#)
354.




[EDISON Radio](#) This project is bases on the internet radio by Ed Smallenburg. He did an awesome job in creating a working internet-based radio. He shared his coding and hardware on the world wide web so that people like you and me can learn from it. He..... Listed under: [Radio Projects](#)
355.




[Halloween Pop-Up Prop](#) https://youtu.be/nJx_GmmiR7A This was my first animated Halloween prop. I found this witch at the local hardware store. It was meant to hang up by a cord and if someone came close to it, an infrared sensor would trigger the prop. The prop has LED eyes..... Listed under: [Other Projects](#)
356.




[DIY 3D Laser Scanner Using Arduino](#) Maker Alessandro Grossi sent us this great DIY build for a 3D scanner built using a laser, a DSLR, and an Arduino controller. Allesandro is a Mechanical Engineer, holding a Ph.D. in product design. His day job involves helping designers and manufacturing firms develop and..... Listed under: [How To – DIY – Projects](#), [Projects](#)
357.




[Halloween Animated Knights](#) About a week or so after Halloween last year (pre-COVID), I happened to be in Home Depot and back in a far corner bin were several Halloween items very heavily discounted. They were just trying to get rid of them as fast as they could..... Listed under: [Other Projects](#)
358.




[iPod Information Screen Rev. 2](#) I'm not usually one to revisit a project after I've finished it, but I made an exception because the problems with the original design were making this device unpleasant to use. For those of you just now viewing this project, it is the second iteration..... Listed under: [LCD Projects](#)
359.



[Tank Level Alert for Pellet Stove](#) If, like me, you have a pellet stove which does not indicate the low level of the tank, I suggest this little module which will beep when the reserve is almost empty. This gap is problematic because when there are no more pellets, the stove..... Listed under: [Sensor – Transducer – Detector Projects](#)
360.




[The Digital Drone Synth](#) Making a hardware synthesizer is a really fun and rewarding experience. But usually with a lead synth you would want to implement ADSR envelopes, multiple adjustable oscillators, multiple types of filters for each, polyphony et cetera et cetera. Those aren't conducive to a beginner project,..... Listed under: [Sound – Audio Projects](#)
361.




[An Arduino RSS Feed Display](#) This Arduino project will display RSS feed headlines on an LCD via an Arduino and a USB cable. It works quite well, and lets you keep up with the world news while you're sitting at your desk. Many of the values in the code can..... Listed under: [Internet – Ethernet – LAN Projects](#), [LCD Projects](#), [Projects](#)


362.




[CO2 Monitoring As an Anti-Covid19 Measure](#) pierre.carles@sorbonne-universite.fr, January 2021 Here, we propose an open-source, portable, autonomous, cheap and easy-to-use device to monitor and record the concentration of CO2 in ambient air in real-time. Using CO2 as a proxy for respiratory aerosols, the device can help define best practices regarding the ventilation..... Listed under: [Temperature Measurement Projects](#)
363.




[Arduino Powerd, RGB + White LED, Bluetooth controllable, Floor lamp](#) A couple of mounts ago i order a 1M long WS2801 RGB led strip, just for fun. I took me a while to get the strip working with my Arduino. The next step was to figure out what to do with the strip. after some..... Listed under: [LED Projects](#)
364.




[Automatic Weight Scale and Timer for Machine La Marzocco Linea Mini](#) in the Coffee's era, the current era is called the third wave coffee era. In previous eras, coffee quality was not as much attention as it is today by connoisseurs. Specialty coffee offers quality preserved from farm to coffee in the cup. One of the..... Listed under: [CNC Machines Projects](#)
365.




[Display Images on OLED Display | Ft. Instructables Robot](#) Hi guys, in this instructable I will be teaching you how to display any image on an OLED display using an Arduino board. I know that this topic is quite addressed on the internet but still when I tried it myself, I found it very..... Listed under: [Robotics – Automation Projects](#)
366.




[Rainbow Jar – RGB Pixel Strip Controlled via Arduino](#) Our most popular item on our display at Maker Faires is always the Rainbow Jar. One customer has already replicated it so we thought we'd share how we made it so you can make your own! <https://vine.co/v/hqxpVgdFQ9z> (tried embedding this vine but it breaks instructables!) Step..... Listed under: [LED Projects](#)
367.




[Customizable Keypad Matrix \(Use It As Shortcuts for PC\)](#) <https://youtu.be/oyFXOmdzXOM> The of the shelf Keypad Matrix is great but they only come in numeric or alphanumeric types. If you want to make a Keypad Matrix whose keys are designed for your needs then this is the Instructable for you. In this Instructables, I will..... Listed under: [Other Projects](#)
368.




[A Modern Take on the Phenakistoscope](#) The Phenakistoscope is an early optical illusion device that uses static images to create the illusion of motion through the principle of persistence of vision. It is regarded as one of the first forms of moving media entertainment that paved the way for the motion..... Listed under: [LED Projects](#)
369.




[ARDUINO with XBEE- WIRELESS SETUP DEMO](#) This video describes how to configure two Series 1 XBEEs using Arduino UNO board.The ways of making 2 way communication is also tested on Wireless mode. Overview The Xbee shield allows an Arduino board to communicate wirelessly using Zigbee. It is based on the Xbee module..... Listed under: [Development Board – Kits Projects](#), [Projects](#)
370.




[Magic Dome](#) Francisca Molero Luque, Dolores Martín Cabrera and Laura Mejía Ospina, students of 'Creative Electronics', a Beng Electronics Engineering module at the University of Málaga, School of Telecommunications. We decide to make as final project a derivation of Interactive Geodesic LED Dome. Supplies - NeoPixel Digital RGB LED..... Listed under: [LED Projects](#)
371.




[Super Simple Arduino Powered Roomba Scheduler](#) Like most people I was skeptical about getting a robotic vacuum cleaner, so as a trial run I thought I would buy the now obsolete iRobot Roomba 530 which was heavily discounted (they're still available in Australia, showing how behind the times we are). Of..... Listed under: [Robotics – Automation Projects](#)
372.



[LED Chaser Game](#) Hello, my name is Vigas Balachandran and on this instructable, I will be presenting my final project. For this project, I have created a LED chaser game. In this game, the LEDs will be flashing in consecutive order. On the serial monitor on the arduino,..... Listed under: [LED Projects](#)
373.





[Arduino String Case Change Functions Code](#) The String case change functions allow you to change the case of a String. They work just as their names imply. toUpperCase() changes the whole string to upper case characters, and toLowerCase() changes the whole String to lower case characters. Only the characters A to..... Listed under: [Development Board – Kits Projects](#), [Projects](#)
374.



[DIY: ARDUINO SOUND SENSOR SYSTEM](#) I have a major problem when it comes to talking on the phone or playing video games with my friends - I often get loud (that's quite an understatement). Since I live with my parents, this often triggers my mother and she usually ends up..... Listed under: [Sensor – Transducer – Detector Projects](#)
375.

[Blink LED using Arduino](#) This example shows the simplest thing you can do with an Arduino to see physical output: it blinks an LED. Circuit To build the circuit, attach a 220-ohm resistor to pin 13. Then attach the long leg of an LED (the positive leg, called the..... Listed under: [LED Projects](#), [Projects](#)



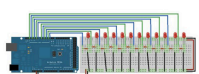
376.  [Yogy – The Arduino Powered Robot Made For Kids](#) In this Instructable I will show you how to make a cute and kid friendly Obstacle Avoiding Robot I like to call Yogy. Yogy gets his name from the Yoghurt tub body he is made from. I am a sucker for seeing the best in..... Listed under: [Robotics – Automation Projects](#)



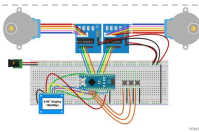
377. [Arduino Safe With Multivibrator Changeable 4-digit Combination](#) This instructable will explain how to wire, code, and build a functioning DIY arduino safe with multivibrator changeable 4-digit combination. Well what does that mean? A arduino safe with multivibrator changeable 4-digit combination is a functioning safe with a changeable password/combination, it features a series..... Listed under: [Security – Safety Project Ideas](#)



378. [NeoPixel Ancient Oil Lamp](#) In this Instructable, we will describe how to turn a "retro" oil lamp into a NeoPixels based rechargeable lamp with colorful light effects. Supplies Arduino nano 12 bits NeoPixel ring Micro USB 5V 1A TP4056 Lithium battery charger module 3.7V 9800mAh Lipo Li-polymer Battery Rotary..... Listed under: [Other Projects](#)



379. [Analog Write with 12 LEDs on an Arduino Mega](#) This example fades 12 LEDs up and the down, one by one, on an Arduino Mega board. Circuit image developed using Fritzing. For more circuit examples, see the Fritzing project page Connect the longer, positive legs of (anodes) 12 LEDs to digital pins 2-13 through 220 ohm current limiting resistors. Connect..... Listed under: [LED Projects](#), [Projects](#)



380. [Arduino: Portable Two-Axis Stepper Control](#) https://youtu.be/r_2DXRIM29s In a previous tutorial we have seen how to run two stepper motors synchronously from a given start position to a defined destination using an Arduino and a very simple "user interface". That user interface was restricted to some microswitches and LEDs, both installed on a..... Listed under: [Motor Projects](#)




381. [Digital/Analog Clock – Arduino + PaperCraft](#) In this instructable we will be recreating a clock inspired by Alvin Aronson's original design. When I first saw this clock I was very impressed by how clean an elegant the design was I immediately wanted to recreate this effect. I hope some of you feel..... Listed under: [Clock – Timer Projects](#)




382. [Wordclock – No Special Tools Required! Easy to Build](#) Hi makers, do you want to own a wordclock?There are a lot of nice instructions all over the web, but You've no access to a 3D printer and cnc machines to cut, laser or millYou don't want to waste time and nerves fiddling with itsy-bitsy partsYou..... Listed under: [Clock – Timer Projects](#)




383. [Arduino Hello World Blink Code](#) This is a basic example how arduino works. In this arduino projects you'll see how arduino control LED on for 1 second and off for 1 second repeatedly. Instruction; 1) Connect cathode lead of LED (shorter lead) to ground pin and anode lead of LED..... Listed under: [LED Projects](#), [Projects](#)



384. [Autonomous Autonavigation Robot using Arduino](#) This is a step by step guide to build an autonomous navigation robot. We use the Arduino microcontroller to control this robot. We have two different programs for this robot. The first enables the robot to drive around and avoid anything that gets in its..... Listed under: [Projects](#), [Robotics – Automation Projects](#)




385. [2 Bit Adder Binary and Decimal Calculator](#) By: Sonya Singh Computer Engineering Step 1: Project Overview Have you ever dreamed of building a 2-bit adder calculator, which can display the results in both binary and decimal? Well, look no further - Through this guide, your dreams have finally come true! Not only..... Listed under: [Calculator Projects](#)




386. [AAA Robot \(Autonomous Analog Arduino\)](#) The AAA Robot is a perfect robot for beginners. It is versatile, easy to build, and discusses many of the topics roboticists need to learn, including but no limited to transistor switches, motor driving nad analog sensors. This Instructable includes step-by-step instructions on how to..... Listed under: [Robotics – Automation Projects](#)



387. [How to Motorize a Camera Slider \(Battery Powered\)](#) When making videos with a tripod fluid head, there aren't that many movements you can do. You've got tilt and pan - so basically either a vertical movement or a horizontal movement. Both of these have one common characteristic: the camera stays in pretty much..... Listed under: [Video – Camera – Imaging Projects](#)



388. [An Arduino Thermometer with Digital Display](#) This is a project for Arduino to make a Thermometer with Digital Display, aimed at beginners. Arduino measures the voltage on a TMP36 Temperature sensor, converts the Voltage to Degrees Celcius and Displays the value on an LOL shield display. Objectives: * Learn how to..... Listed under: [LED Projects](#), [Temperature Measurement Projects](#)




389. [Arduino Activated Light Catcher Arcade Game](#) This pandemic time has been rough for us all, as it confined us in our homes thus not enabling the opportunity to go outside and meet with family and friends to engage in fun activities of all sorts, such as going to your nearby arcade..... Listed under: [Game – Entertainment Projects](#)




390. [PAD HERO \(Guitar Hero Using Arduino\)](#) A group of three students present you PAD HERO, our Arduino based Guitar Hero game. This project was submitted to 'Creative Electronics', a Beng Electronics Engineering module at University of Málaga, School of Telecommunications (<https://www.uma.es/etsi-de-telecomunicacion/>). The aim of this Project was to replicate the popular..... Listed under: [Game – Entertainment Projects](#)


391.




[Thermal Camera](#) Have you ever had the desire to see what can not be seen? I never had the ability to see in thermal infrared, and it is rather cool to be able to see in the thermal infrared part of the electromagnetic spectrum. Unfortunately, most thermal..... Listed under: [Temperature Measurement Projects](#), [Video – Camera – Imaging Projects](#)
392.




[Location Tracking “Weasley Clock”](#) As with so many other people, I've always been a massive Harry Potter fan. One of the coolest magical items in the series was almost certainly the Weasley family clock that had a hand for each family member, and moved to reflect their location. I..... Listed under: [Clock – Timer Projects](#)
393.



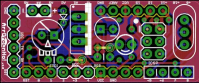
[Arduino FM radio receiver shield](#) This Instructable will show you how to build your own FM radio receiver shield to be used with an Arduino board. The radio chip we are going to be using is the AR1010 on a breakoutboard found at Sparkfun or Electrokit and there will be code to get..... Listed under: [Projects](#), [Radio Projects](#)
394.




[Arduino/ESP32 Capacitive Touch Sensor](#) Adding touch interfaces to your projects might seem difficult at first, but it really isn't. In this Instructable I'll show you how to do it using an Arduino or ESP32 development board. What you will need: an Arudino* or ESP32 development boarda wiresome tinfoilsome sticky..... Listed under: [Sensor – Transducer – Detector Projects](#)
395.




[Classroom Pencil Protection Machine](#) HEY KID, GIVE ME BACK MY PENCIL! As a teacher, one problem I face every day is losing my pencils. Now pencils don't just disappear, they walk away in the hands of my middle school students. I know this may not seem like a big..... Listed under: [CNC Machines Projects](#)
396.




[ArrDrownHo! – Easily convert AVR to Arduino](#) Cap'n ArrDrownHo! is the lovechild of Ardweeny and Boarduino and he's here to commandeer your AVR ships. ArrDrownHo! inherits pros of both and cons of neither. Pick up an AVR chip and start prototyping instantly on a breadboard! Want to replace that costly Arduino in your project with a..... Listed under: [Development Board – Kits Projects](#)
397.




[Kaosduino: Create your own kaosillitaor using Arduino](#) This project is a part of experiments done while doing an artist in residence at Instructables. You can see the other projects here. Inspired by Korgs Kaossilator I took it upon myself to build an opensource version of it. This way people can design new ways..... Listed under: [Projects](#), [Sound – Audio Projects](#)
398.




[Splash! Water Droplet Photography](#) I have been shooting water drops for a while now.... since 2017. I still remember how excited I was when I got water drops bounce from the surface with my first setup I made with Littlebits... With these setups (Mark I and Mark II) I..... Listed under: [Video – Camera – Imaging Projects](#)
399.




[Whiteboard Erasing Robot using Arduino](#) My entry for the Microcontroller contest is a whiteboard cleaning robot. The goal of this project was to create a robot which could erase written text on a whiteboard completely autonomously, i.e. no human interface. The processes involved in this project included devising a method..... Listed under: [Robotics – Automation Project Ideas](#)
400.




[The Point Shooter Cyborg Mouse](#) Control cyborg technology and revolutionize your PowerPoint presentations - build a wearable mouse! So you converted some video glasses to a heads-up display glass. You built a wearable Raspberry Pi, pcDuino, or BeagleBone Black. Now, how do you control your cybernetic augmentations? You make a..... Listed under: [Robotics – Automation Projects](#)
401.




[Smart Glasses\(Under \\$10!!!\)](#) Hi There! We all are familiar with Smart Glasses like the one named E.D.I.T.H. made by our beloved character Tony Stark which was later passed on to Peter Parker. Today I am going to built one such smart glass that too under \$10! They're not..... Listed under: [Bluetooth Projects](#)
402.




[Arduino Esplora Pong](#) Want to play Pong on your computer with your Esplora? This example shows you how. This example is designed to be used with a Processing sketch. Processing is an open source programming environment. The Esplora reads the slider and buttons and sends data to the..... Listed under: [Game – Entertainment Projects](#), [Projects](#)
403.




[Single button combination lock using Arduino](#) Time for something different - a single button combination lock. Allow me to explain... Updated 18/03/2013 Normally a combination lock would require the entry of a series of unique numbers in order to unlock something or start an action. For example: A more contemporary type..... Listed under: [Projects](#), [Security – Safety Projects](#)
404.



[3D Printed Spirometer](#) Spirometers are the classical instrument to perform the parsing of air as it is blown out of your mouth. They consist of a tube that you blow into that records the volume and speed of one breath which are then compared to a set of..... Listed under: [Metering – Instrument Projects](#)
405.




[How I Made My Own Boxing Machine?](#) <https://youtu.be/xl0zlpLf4oA> There is no amazing story behind this project - I just always liked the boxing machines, which were located in various popular places. I decided to build mine! Step 1: Designing In the beginning, I designed a 3d model of my device. Boxing pear,..... Listed under: [CNC Machines Projects](#)
406.




[The Knock Box: Build a Knock-Sensitive Power Strip](#) The Knock Box is a power strip with superpowers - it turns on your lamp whenever you knock on your nightstand. You get two outlets, individually controlled by knock-knock-knocking on a nearby hard surface. It's great for hitting the lights when it's pitch dark, but if an..... Listed under: [Development Board – Kits Projects](#)


407.




[Quasi real-time oscilloscope using Arduino](#) Recently I was reviewing one of my oldest project, and decided to “refresh” previous design by taking full advantage of the new arduino Leonardo board. Based on AtMega32U4, which include PGA (programmable gain amplifier), oscilloscope’s analog front end doesn’t require external OPA this time, end..... Listed under: [Metering – Instrument Projects](#), [Projects](#)
408.




[Flame the Candle by Snapping Your Finger](#) Hi guys, we will make an interesting project in this project. We will try to make a flame by snapping our finger.Let's get started on the project. Step 1: Video Tutorial <https://youtu.be/Cg31TzChpbw> You can see the project step by step with this video tutorial. For..... Listed under: [Sensor – Transducer – Detector Projects](#)
409.




[14band Graphical Equalizer](#) Here comes a simple Graphic Equalizer showing 14 audio bands from 60Hz up to 16kHz. It consist of a PCB based on MSGEQ7 and ESP dev board. Since a MSGEQ7 chip recognizes 7 bands only and an ESP dev board gives us a chance to..... Listed under: [Other Projects](#)
410.




[The Raspberry Pi – Arduino Connection](#) The Pi is a fine little computer board, though not nearly as good as the Arduino when it comes to I/O capabilities. The beautifully-engineered Gertboard is a plug-in add-on that neatly overcomes this deficiency by giving the Pi access to an ATmega328, but it's a very..... Listed under: [Development Board – Kits Projects](#)
411.




[High Heel Massage using an Arduino](#) My project is to make a heel (shoe) that senses when your foot is tired and then eases the pain. I will have a force sensor measure how much pressure is on your foot for 3 minutes. If the pressure is at a certain measure..... Listed under: [Home Automation Projects](#), [Projects](#), [Sensor – Transducer – Detector Projects](#)
412.




[Automated Arduino Tap](#) This project was designed for my dog, who refuses to drink from a water bowl. She often sits by the tap for hours waiting for someone to pass and open it for her. So I built her this automatic tap that opens when it senses..... Listed under: [Sensor – Transducer – Detector Projects](#)
413.




[Paper Man: a machine created by Arduino and NFC](#) Paper Man is a machine comprised of Arduino, NFC Shield, thermal printer and a papercraft shell—Iron Man. Thanks to the NFC Shield, you can directly sent messages from your mobile to the paper man, and the paper man will spit it out by printing with..... Listed under: [CNC Machines Projects](#), [Home Automation Projects](#)
414.




[Living Pixels – Imagine Technology Has Life](#) Seeing smart home products being more common in our lives, I've started to think about the relationship between people and these products. If one day, smart home products become an indispensable part of everyone's life, what attitudes should we take to coexist with them? How..... Listed under: [Other Projects](#)
415.




[DIY Arduino Bluetooth Controlled Car](#) Hello friends! My name is Nikolas, I am 15 years old and I live in Athens, Greece. Today I will show you how to make a 2-Wheel Bluetooth Controlled Car using an Arduino Nano, a 3D printer and some simple electronic components! Make sure to watch..... Listed under: [Bluetooth Projects](#)
416.




[Sending and Receiving String via UDP using Arduino](#) In this example, you will use your Ethernet Shield and your Arduino to send and receive text strings via the UDP protocol (Universal Datagram Packet). You'll need another device to send to and from. The Processing sketch included at the end of the code will..... Listed under: [Internet – Ethernet – LAN Projects](#), [Projects](#)
417.




[Water Surface Lamp](#) This Instructable will show you how to make an atmosphere lamp that lights up just like making little waves on the water surface. It can be placed on your table, shelf, or bedside to create a harmonious atmosphere, bringing an absorbing experience to the user..... Listed under: [Other Projects](#)
418.




[Arduino Beginner and Basic Electronics Kit Primer](#) I learned that one of my nieces had an interest in programming. She was working with robotics at high school and has a summer internship where they had Arduinos. I think she was able to borrow an Arduino to experiment with at home but every..... Listed under: [Development Board – Kits Projects](#)
419.




[Gyroscope Platform/ Camera Gimbal](#) This instructable was created in fulfillment of the project requirement of the Makecourse at the University of South Florida (www.makecourse.com) tep 1: Materials List In order to begin the project, you first have to know what you'll be working with! Here are the materials you..... Listed under: [Video – Camera – Imaging Projects](#)
420.



[Automatic Hand Sanitizer for Your Car](#) <https://youtu.be/IYw2ApjvN8I> The United States of America currently holds 20% of the infected individuals with the COVID-19 virus. Considering the ongoing pandemic, an automatic hand sanitizer would result in a decrease of viral spread when placed in the center dash, whenever travel is necessary using a..... Listed under: [Car Projects](#)
421.




[Scintillino – an Arduino-based quick&dirty scintillation counter](#) Have you ever wondered about the radiation levels around you? Well today you can build your very own detector that measures ionizing radiation and displays data in real-time on an LCD (and also your computer if you want). The visual design, as seen below, is..... Listed under: [Calculator Projects](#)
422.




[Simple Inexpensive Wireless With Any IR Remote, Including No Longer Used Ones](#) I hope you will find this Instructable interesting and useful. It is only three (3) steps long, plus an introduction. If you do find this article helpful, even if it is relative to when you see it some months or years old, please be kind..... Listed under: [Wireless Projects](#)


423.




[Arduino Quadraped Robot Stalker](#) Arduino Quadraped Robot - Stalker I am going to build an Arduino Quadraped Robot. As usual, I will share my source code and show as many pictures as possible, to help those of you who are also building Quadraped robots. The way I do things might not..... Listed under: [Projects](#), [Robotics – Automation Projects](#)
424.




[Inverter Aurora ABB \(Power One\) Web Monitor \(WIM\) With Esp8266](#) Autonomous centraline with an esp8266 that grab and store data from inverter and show charts and various data of production and can send notification email if there are some problems. It is a quite user-friendly browser based monitoring solution, It's allows to track energy produced on a solar power plant in a simple and intuitive fashion..... Listed under: [Other Projects](#)
425.




[Dimmer using an Arduino](#) This example shows how to send data from a personal computer to an Arduino board to control the brightness of an LED. The data is sent in individual bytes, each of which ranges in value from 0 to 255. Arduino reads these bytes and uses..... Listed under: [LED Projects](#), [Projects](#)
426.




[Mystery Beeping Prank](#) The Mystery Beeping Prank is a device hidden in a hollowed out book that beeps intermittently at different frequencies. I made this because I am surrounded by a lot of incredibly creative people who have a penchant for pranking one another, and this seemed like..... Listed under: [Game – Entertainment Projects](#), [Sound – Audio Projects](#)
427.




[3D Printed Mini CNC Machine](#) Introduction! <https://youtu.be/VwgZXWHkp14> Hi Friends Welcome to the DiY Projects Lab insctructable , I hope you all are well, so today we are going to learn how to make your own 3D Printed CNC machine. It is a prototype module, but once you build it you..... Listed under: [CNC Machines Projects](#)
428.




[Brainwaves Bend a Fork](#) In the 1970's, a psychic named Uri Geller introduced spoon-bending using his mental powers and became famous for it. Well, I don't claim to be a psychic, but I thought it would be fun to be able to bend a spoon or fork using my..... Listed under: [Motor Projects](#)
429.




[Arduino Controlled Catapult](#) I recently had the idea to create a catapult, But not just any kind of catapult, an electronic catapult! I wanted something I could just sit it down hit some buttons and watch it do its thing without being to big. This is what I..... Listed under: [Other Projects](#), [Projects](#)
430.




[Emoticon Helmet using Arduino](#) The Internet has become a pretty good mask to portray yourself as anything you want. This includes hiding your true emotions when posting facebook statuses, IMing someone, or sending emails (like telling you're boss they are awesome when they are really a jerk). But what..... Listed under: [Game – Entertainment Project Ideas](#), [Ideas](#)
431.




[Arduino Eye Strain Alarm](#) With the COVID quarantine moving life online, I now spend many hours looking at my computer screen. Whether I'm doing school virtually, connecting with friends and family, or working on projects, all of these things keep me looking at my screen, as I am doing..... Listed under: [Other Projects](#)
432.




[How to Make a Tactile Feedback Compass Belt](#) Have you ever wondered how migratory birds manage to have such an amazing sense of direction despite being so generally clueless? They can sense the Earth's magnetic field with what is basically a compass built into their body. Wouldn't it be cool to feel what..... Listed under: [Metering – Instrument Projects](#), [Sensor – Transducer – Detector Projects](#)
433.




[Arduino Liquid Crystal Displays](#) I had initially planned to do an LCD tutorial a little further down the line, but there was very high demand for it, and I already had a circuit assembled for testing the new LCD that element14 sent me to evaluate. So, this seemed like..... Listed under: [LCD Projects](#), [Projects](#)
434.




[GameBoy 5110 – Arduino Handheld Game Console by 3D Printing](#) During the COVID-19 crisis, how to spend a lot of quarantine time at home? In addition to improving cooking skills and doing sports, game lovers can also make their own unique GameBoy game console! The blue backlit LCD screen of the Nokia 5110 is used..... Listed under: [Game – Entertainment Projects](#)
435.




[Gandalf's Magic Staff](#) Who wouldn't want Gandalf's Magic Wizard Staff? Turns out Gandalf had various staffs and either lost, broke or upgraded them frequently! This provides us with multiple staff designs and there are plenty of methods of constructing your own Magic Gandalf Staff depending upon your resources..... Listed under: [Other Projects](#)
436.



[Analog Clock And Temperature sensor On An Oscilloscope using Arduino](#) Scopeclock is an easy to use hardware to make your X-Y capable analog oscilloscope more useful .Using this simple to use hardware you can convert your analog oscilloscope into a scope clock.This project was me and my friend kshitij gupta at CEDT nsit under the..... Listed under: [Clock – Timer Projects](#), [Projects](#), [Sensor – Transducer – Detector Projects](#), [Temperature Measurement Projects](#)
437.



[How to make A light-up distance sensor](#) In this instructable, I will show you how to make a sensor that will light up more lights the closer you are to it. Step 1: Placing The Electronics This step will show you where and how to place the electronics on the breadboard Materials:..... Listed under: [Sensor – Transducer – Detector Projects](#)
438.



[Arduino Based Self Balancing Bot](#) Hey everyone what's up! https://youtu.be/OKDyb7F0C_8 So here's my 3D Printed Self-balancing robot which is powered by an Arduino nano board and has an MPU6050 to get the accelerometer and gyro readings to balance itself using the PID function. This robot setup itself is almost 3D..... Listed under: [Robotics – Automation Projects](#)
439.

[Save data of temperature and humidity on MySQL with Arduino Uno and Wifly](#) Hello guys, i make this instructable for the people that liked the electronics and the botanic, with this you have the data about the temperatura and the humidity of your orchard and register this in a data base MySQL. For this proyect you



need some..... Listed under: [Home Automation Projects](#), [Internet – Ethernet – LAN Projects](#), [Projects](#), [Temperature Measurement Projects](#)



440. [Make a Digital Photo Album by ESP32](#) Last week I made an electronic photo album that I could place on my work desk to show some photos. I can take a look at relaxing when I'm tired at work. Previously I have implemented the display of pictures in which the format is..... Listed under: [Other Projects](#)



441. [ESP32 TTGO WiFi Signal Strength](#) In this tutorial we will learn how to display a WiFi network signal strength using ESP32 TTGO board. Watch the video! <https://youtu.be/dHsG1XZqR9E> Step 1: What You Will Need TTGO ESP32WiFi connectionVisuino program: Download Visuino Step 2: Start Visuino, and Select the Arduino TTGO T-Display ESP32 Board..... Listed under: [Wifi - Wlan Projects](#)



442. [Arduino String Addition Operator Code](#) You can add Strings together in a variety of ways. This is called concatenation and it results in the original String being longer by the length of the String or character array with which you concatenate it. The + operator allows you to combine a..... Listed under: [How To – DIY – Projects](#), [Projects](#)



443. [DIY Programming Cable Using Arduino Uno – Baofeng UV-9R Plus](#) Hey Everyone, this is a simple guide on how to convert your Baofeng UV-9R (or plus) Headphone / ear piece cable into a programming cable using an Arduinio UNO as a USB Serial Converter. [DISCLAIMER] I do not take any responsibility in any damage caused..... Listed under: [How To – DIY – Projects](#)



444. [Gut Check a Tweeting and Facebooking Fridge using Arduino](#) I have a problem, I'm trying to lose weight but I love snacking late at night. And no one knows that I even do it. That being one of my biggest hurdles, I figured why not include all my social media friends and followers in..... Listed under: [Home Automation Projects](#), [Internet – Ethernet – LAN Projects](#), [Projects](#)



445. [Baby Eats, Alternative Video Game Controller](#) This Instructables will teach you how to make the alternative controller to play my short game, Grogu Eats, on itch.io! This Instructables will be very basic up until the soldering. If you want to make this project, I recommend looking at soldering tutorials when you get..... Listed under: [Game – Entertainment Projects](#)




446. [Personal Space Defender](#) A simple and elegant way to help keep your personal space bubble from being invaded by close talkers and overly huggie people. This is a stolen or borrowed idea from Phillip Torrone of Adafruit, who mused about something like this on an episode of..... Listed under: [Sensor – Transducer – Detector Project Ideas](#)



447. [How to Display Images on OLED Using Arduino](#) Hello there fellow learners, in one of our previous blog on OLED, we learnt how to wire and code OLED. We also learnt to display simple text using Arduino code. So today in this blog, we will learn how we can use images and custom bitmaps to..... Listed under: [LED Projects](#)



448. [Arduino led pendulum](#) Step 2: Putting up the wires Strip both ends of wires -insert one end of each wire into sockets numbered -Gnd(black wire in my case)-this will be the common ground connection - 13 (green wire in my case) - 12 (yellow wire in my case) -..... Listed under: [LED Projects](#), [Projects](#)



449. [Arduino Text I/O for Real World Applications](#) Quick Start This tutorial will take you through the steps you can use to successfully process Real World text I/OYou should avoid using any Serial methods in your loop() code and any code it calls. (see below) Install the SafeString library (V3+) from the Arduino Library Manager..... Listed under: [Other Projects](#)



450. [Photoresistor Arduino Midi Theremin](#) I call it the C041D-2020 I made this during the second COVID lockdown in UK, from ideas borrowed from about 5 other projects I found here on Instructables and also on Youtube. As you can see from the video it makes acidic noises by covering the..... Listed under: [Security – Safety Projects](#)



451. [Adafruit Flora NeoPixel LED Ring Headphone mod](#) Wearable Arduino mod for your headphones. Non-invasive procedure for headphones that don't have room inside the drivers or you don't want to hack apart your high end cans. Adafruit just put out a tutorial for adding pattern blinking LED lights to headphones. This instructable takes it..... Listed under: [Sound – Audio Projects](#)



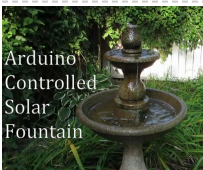
452. [How to Create an Animatronic Dragon Model](#) ROOAAARR!! Before you learn how to train your dragon, you need to first obtain a dragon, and there's no better way than to make it yourself! This guide will explain the steps I took to create a scale model animatronic dragon, and in doing so..... Listed under: [Other Projects](#)



453. [Candy Tossin Coffin using an Arduino](#) When you flip a switch, the coffin lid opens and a smiling red eyed ghost arises. The ghost flings some candy, pushes the switch back and returns to rest. Then, the coffin lid closes. Step 1: Major parts include: 4.5 rpm motor #155821 Jameco.com 1.8..... Listed under: [Game – Entertainment Projects](#), [LED Projects](#), [Projects](#)



454. [The BookMinder: a Bookend Meeting Countdown Device](#) Since more and more of us are working from home, we are all increasing our engagement with our screens (looking at you, Zoom meetings). For myself, when I am taking a break from my computer screen I end up doing other things in my apartment..... Listed under: [Other Projects](#)




455. [Arduino Controlled Solar Fountain](#) A fountain can make a nice decorative fixture for your garden. But it isn't always easy to run a power cord out to where you want it. So I decided to run it on solar power. The system is controlled by an Arduino. This allows..... Listed under: [Solar energy projects](#)


456. [DIY RGB Tube Lights](#) DIY RGB Tube light is a multi functional tube light which can be used in photography, light painting photography, film making, gaming, as a VU meter and more. The tube light can be controlled by Prismatic software or by a push button. These tub lights..... Listed under: [How To – DIY – Projects](#)




457.



[Arduino HVAC Servo Thermostat or Controller](#) Welcome to my 'green' instructable! I am going to show you how to use an Arduino, two servo motors a temperature sensor and some metal (or wood) to make a digital thermostat for a through-wall HVAC unit. According to CB Richard Ellis (a major real..... Listed under: [Arduino Motor Project Ideas](#), [Ideas](#)




458.



[Arduino Photocell Theremin Synth \(glitchamin\)](#) You know theremins, right? Those cool-looking boxes with antennae that produce noise without being touched? They are played by the likes of Jimmy Page of Led Zeppelin, and present in the soundtracks of countless films. Well, with this instructable, I will show you how to..... Listed under: [Solar energy_projects](#)




459.



[The Youtube Subscriber Counter](#) Hey! Today i'm gonna share with you one of my latest quarantine projects, i'm talking about this awesome NodeMCU based Youtube Subscriber and View counter! It's a pretty simple project that can be done in an hour or less so let's get started! Supplies NodeMCULCD 16x2 with..... Listed under: [Other Projects](#)




460.




[Teclado MIDI Super Simple – Super Simple MIDI Keyboard](#) Este tutorial te lleva paso a paso por la construcción de un teclado MIDI de una octava, programable via arduino gracias a su conector de 6 pines. Vas a necesitar: Componentes: 1 Atmega328p con el bootloader de Arduino 1 Zócalo de 28 patas 1 Cristal..... Listed under: [Sound – Audio Projects](#)




461.



[Arduino Music and Game Box](#) <https://youtu.be/HSzkWiln1L0> This project was a special gift to my son Eyal, for the birth of his younger brother Itamar. It basically lets you play four games: Simon game Reaction time game Free play (baby-mode) Music mode - plays the Super Mario brothers, by Reyboz (Thanks!) The..... Listed under: [Game – Entertainment Projects](#)




462.




[AIR Project using an Arduino](#) CODE: download final project code: Arduino Code download additional wiring_analog.c code: Wiring Code download processing code: Processing Code download C code: C CODE FILE EXPLANATION: The final project code is the final arduino code for the project. The wiring_analog.c code should ONLY be used for..... Listed under: [GPS Based Projects](#), [Projects](#)




463.



[Gimbal Stabilizer Project](#) How to Make a Gimbal Learn how to make a 2-axis gimbal for your action camera In today's culture we all love recording video and capturing the moments, especially when you are a content creator like me, you sure have faced the issue of such..... Listed under: [Video – Camera – Imaging Projects](#)




464.




[Arduino-Pneumatic Flight Simulator](#) Hello, my name is Dominick Lee. I am a senior in high school who is also a programmer and inventor. I created the "LifeBeam Flight Simulator" (name of my project) because I wanted to challenge myself and utilize my software and hardware skills. I was..... Listed under: [Game – Entertainment Projects](#), [Robotics – Automation Projects](#)




465.




[Arduino PIR motion water gun](#) first what youll notice my grammer isnt the best 😊 ok what youll need: 1 transister/mosfet that can handle the current for the water gun motor, this is the one i used - <http://www.sparkfun.com/products/10213> - then a diode, i used this one - <http://www.sparkfun.com/products/8589> - then a 10k ohm resistor,..... Listed under: [Game – Entertainment Projects](#), [Projects](#)




466.



[3d Maze Game Using Arduino](#) Hello friends , so today we are going to make a maze game using ARDUINO UNO. As Arduino Uno is the mostly used board it is very cool to make games with it. In this Instructable lets make the maze game which is controlled using..... Listed under: [Game – Entertainment Projects](#)




467.



[Pee to Check-In to Foursquare – Mark Your Territory using Arduino](#) In case you are unfamiliar with the most amazing new way to physically "check in" to foursquare here is a video that will explain it all: Mark Your Territory is a fully open-source system but because it interacts with the physical world as well as..... Listed under: [Projects](#), [Sensor – Transducer – Detector Projects](#)




468.



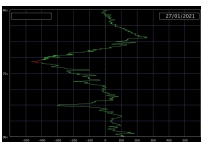
[Mini invisible MIDI Harp](#) English: This is a simple and easy to make MIDI harp, it runs on an Arduino UNO and uses infrared sensors as strings. It communicates with every recording software that has MIDI. Its really fun to play with and also very cheap, so enjoy!! Español:..... Listed under: [Sound – Audio Projects](#)




469.



[CO2 Display](#) As its name suggests, the CO2 Display project is a small CO2 gas sensor to be plugged into USB to easily track indoor and outdoor pollution.The CO2 level is displayed live, but it is possible with the small application provided in the documentation to generate..... Listed under: [Sensor – Transducer – Detector Projects](#)




470.




[How to Make a Balancing Board System for Hip's Muscles Exercise \(BalanX\)](#) After many happy years as a runner, two years ago I had a problem with my right hip. Unfortunately I had to undergo to total hip replacement surgery. After the operation I made a period of rehabilitation in the use of the leg muscles, through..... Listed under: [Development Board – Kits Projects](#)

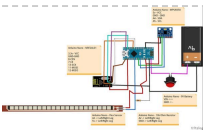
471.




[Arduino Electromagnetic Field Detector](#) A while back I saw an EMF (Electromagnetic Field) Detector at makezine.com that used a led bargraph. I decided to modify it to use a 7-Segment LED Display! Here's my project. Sorry I don't have any pictures of it in use. Hopefully I can post..... Listed under: [Projects](#), [Sensor – Transducer – Detector Projects](#)
472.




[Arduino Time-Lapse Controller](#) This project originally started out with a few simple parts thrown together to create a very simple time-lapse controller for a DSLR camera. After I was happy with the initial prototype, I wanted to make a final version which the programming of the "lapse time"..... Listed under: [Video – Camera – Imaging Projects](#)
473.




[Using Ninjutsu Hand Signs \(Naruto\) to Unlock a Safe](#) <https://youtu.be/z772hGGNcqg> Naruto is a Japanese manga series written and illustrated by Masashi Kishimoto.It tells the story of Naruto Uzumaki, a young ninja who seeks recognition from his peers and dreams of becoming the Hokage, the leader of his village. One of the most important parts..... Listed under: [Security – Safety Projects](#)
474.




[Arduino Controlled LEGO RC Tank and Transmitter](#) I recently got my childhood Lego out and wanted to find a project that I could combine with Arduino and mechatronics. I started off building a digger but then realised a tank would be better because, well tanks are cool!! originally built it to be..... Listed under: [Other Projects](#)
475.




[Think-a-Tron Mini](#) This Instructable is a standalone follow on to my recent Think-a-Tron 2020 project. You can see a picture of my Think-a-Tron "family" including the original, 2020, and Mini versions above. For the background on what Think-a-Tron is and what I tried to accomplish with Think-a-Tron..... Listed under: [Other Projects](#)
476.




[Self Balancing Unicycle](#) Following the popularity of our self balancing scooter and the SciChair we decided to try something a little edgier, the Self Balancing Unicycle. This project reuses a lot of stuff from our previous projects, using an arduino as the brains behind the scenes. Step 1:..... Listed under: [Game – Entertainment Projects](#), [Motor Projects](#)
477.



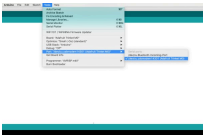
[Make a Motorised Pan and Rotate Camera Slider](#) Supplies The parts list for this build is quite lengthy, but a lot of these components you may having lying around if you do have an old 3D printer. The 3D printer I've used to print some of the plastic components and housings is a Creality..... Listed under: [Video – Camera – Imaging Projects](#)
478.




[My Arduino Ping Display Robot](#) Goals Hello all. I hope to please share a little robot that I have just finished building. There are many Ping Boat, perhaps with a tutorials and display less so without pretension, will illustrate what I could do. I gave myself the goal of realizing..... Listed under: [LCD Projects](#), [Projects](#), [Robotics – Automation Projects](#)
479.




[A Gentle Introduction to Arduino for Scratch Users](#) There are lots of people who are very comfortable with the Scratch programming environment but want to try something with Arduino to Blink Lights, Sense Buttons, Run Servos or whatever. They may find the C programming environment in Arduino IDE - Sketch, a bit too..... Listed under: [Other Projects](#)
480.



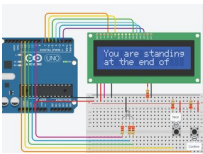
[Easy Zoom Quit Button](#) This Zoom emergency quit button lets you exit out of your meeting in an instant. It is simple to make and requires very little electronics experience. I built this because I was always searching around for the quit button on the bottom of the screen..... Listed under: [Other Projects](#)
481.




[How to Build Your Own DigiDice | Electronic LED Dice](#) <https://youtu.be/urZDkpSwVQo> Here is an Instructable on how to build a digital dice that uses LEDs as well as an Arduino Nano to generate random numbers and display them in vibrant colours. The housing is fully 3D printed and some circuits have to be custom made..... Listed under: [LED Projects](#)
482.




[Visual Network Threat Level Indicator v2 using Arduino](#) By popular request this is a new wireless version of the Visual Network Threat Level Indicator. This uses a Roving Networks WiFly RN-XV Module to do 802.11 WiFi along with an Arduino to display the threat level on your network. Network monitoring is very important in todays..... Listed under: [Internet – Ethernet – LAN Projects](#), [Projects](#)
483.




[Create a Choice-based Text Adventure Game With Tinkercad Circuits](#) One of my fondest childhood memories is visiting my grandparent's house and reading my uncle's old collection of "Choose Your Own Adventure" books. While I always got stuck playing text-based computer adventure games with finnick commands, I was hooked to the simplicity and variety of..... Listed under: [Game – Entertainment Projects](#)
484.



[A cardboard televisior \(with arduino and LEDs\)](#) Recently I saw a documentary about the history of the television. And to my surprise they showed that there existed a mechanical television before the well known CRT televisions. Those mechanical televisions or televisors were pretty smart and simple. A CRT is simply an electron beam that..... Listed under: [LED Projects](#)
485.



[Disney Magic Band Scanner](#) This is a Magic Band Scanner. It is inspired by the Magic Band Scanners that can be found at Walt Disney World. It is used at the entrances to all the parks and rides with the FastPass system. I designed and built this as a..... Listed under: [Other Projects](#)
486.




[Arduino Target Practice](#) A quick demo video for your pleasure. This is an instructable for a target practice system for airsoft and nerf weapons. The system has been designed to test a shooter's reaction times and accuracy. Sam and I have been meaning to do this project for a..... Listed under: [Game – Entertainment Projects](#), [Projects](#)
487.

[Laziness Monitor](#) Build an affordable monitoring setup!This project will help you easily get indications on how much time your are sitting in the couch watching TV. This project will have time intervals in which you will get light indications from the board after X time has passed,..... Listed under: [LCD Projects](#)



488.



[Virtual Color Mixer using Arduino](#) This example demonstrates how to send multiple values from the Arduino board to the computer. The readings from three potentiometers are used to set the red, green, and blue components of the background color of a Processing sketch or Max/MSP patch. Software Required Processing or Max/MSP..... Listed under: [How To – DIY – Projects](#), [Projects](#)



489.

[Daft Punk LIVES ON! My Guy Manuel Helmet](#) WHAAAAT??? DAFT PUNK CALLED IT QUITTS ??? Daft Punk may have retired but that doesn't have to mean that you have to stop having fun with their inspiration! Here is my second dedicated project to that musical duo. This project was pretty tough to pull..... Listed under: [Other Projects](#)




490.

[Happy Birthday Song Using Arduino Uno](#) Hello friends welcome back to "Techno-E-solution" in today's article I'll show "How to play Happy Birthday Song Using Arduino & Buzzer" in few steps. Most of the people are from technical background so I decide to wish that people means my besties in techy style..... Listed under: [Other Projects](#)



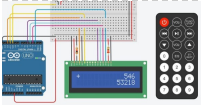
491.

[Led Slot Machine Costume using Arduino](#) This Instructable will walk you through my process of making a Slot Machine costume with addressable LEDs controlled with an Arduino! Step 2: Let's get started Picture set up: I found my slot picture online that the best graphic that when enlarged would stay..... Listed under: [Arduino LED Project Ideas](#), [Game – Entertainment Project Ideas](#), [Ideas](#)




492.

[Arduino Keyboard Message Code](#) When the button is pressed in this example, a text string is sent to the computer as keyboard input. The string reports the number of times the button has been pressed. Once you have the Leonardo programmed and wired up, open up your favourite text..... Listed under: [Interfacing\(USB – RS232 – I2C -ISP\) Projects](#), [Projects](#)




493.

[IR Calculator](#) Hey, welcome to my first instructable where I will be helping you create a calculator. It's basically made up of a 16x2 LCD, with an Arduino UNO that you can use in order to make quick calculations from far distances. I know, it doesn't make..... Listed under: [Calculator Projects](#)



494.

[Color Injection Lamp – Jumbo Size](#) I love this concept very much because kids like it very much. Now a days kids are always in mobile for study then for play and then for entertainment. Already I develop few projects with lights with Arduino and Android. When I see through net..... Listed under: [Other Projects](#)



495.

[Visual Computer Stress Meter using an Arduino](#) Have you ever wanted to, without going out of your way to clock your processor, see how much stress your computer is under? With this project you will have a simple bar graph that constantly shows how much stress your computer is under. If the..... Listed under: [Metering – Instrument Projects](#), [Projects](#), [RTOS – OS Projects](#)



496.

[F1 – Rider](#) F1(Formula One) Rider is a low-budget car. Aspiring people with inspiring speeds. The Rush of excitement is pressing accelerate. A fast Requires a sharp mind. Some cars are meant to fuel our passion. Better Ride is an outcome of a better ride. No hour feels..... Listed under: [Car Projects](#)



497.

[LED Fader – With or Without Arduino](#) Have an awesome project in mind using some LEDs. In that project I will be using some LED Fading Effect and few LED Chaser Circuits. But before jumping onto that, I thought I should create a short tutorial and show you guys how to fade..... Listed under: [LED Projects](#)




498.

[Necomimi Arduino Cat Ears](#) They are so dang cute. If you have ever seen the cool promo for the Necomimi Neurowear wearable set of cat ears that respond to brainwaves, you would want a set too. But it seems they may be vaporware since it hasn't materialized on the..... Listed under: [Game – Entertainment Project Ideas](#), [Ideas](#)



499.

[Measuring Refrigerant Gases Sound Speed Using Arduino and App Inventor 2](#) The purpose of this Instructable is to build a portable device that can measure the speed of sound in refrigerant gases and use this data to identify them. The speed of sound in an ideal gas is related to two characteristics of the gaseous substance, its molecular..... Listed under: [Sound – Audio Projects](#)



500.


[DIY Arduino Unit Converter: How to use LCD](#) Step 1: Ingredients: Electronics Arduino Breadboard LCD* 2x 50k pots 150 ohm resistor Jumper wires, and tons of them! If you do not want to use a LCD then you will have to use serial monitor. Wherever you see lcd.print just change it to Serial.print..... Listed under: [How To – DIY – Projects](#), [LCD Projects](#)




501.

[CHR's 8X8X8 LED Cube – Revisited with improvements!](#) SEE STEP 11 for uploadable code for this cube. This instructable has mutated over the past few months, and you'll see a bunch of end results before we get into how to make the cube, and the improvements that have been made over the original..... Listed under: [LED Projects](#)


502.




[Parking Assistant Arduino Project](#) Do you ever get frustrated trying to park in just the right spot? Have you gotten tired of using a tennis ball as a guide? Is it time for something a little smarter? Now you can upgrade your garage with an Ultrasonic smart parking assistant..... Listed under: [Arduino LED Project Ideas](#)
503.




[Eggbot](#) <https://youtu.be/hdoy4-F4xgl> Rafael Fuentes, Carmen María Fuentes and Carmen Pérez decided to create this project that was submitted to 'Creative Electronics', a Beng Electronics Engineering module at University of Málaga, School of Telecommunications. The project consists of making an eggbot using an Arduino Uno development board. This..... Listed under: [CNC Machines Projects](#), [Motor Projects](#)
504.




[Arduino 4 led madness](#) In this instructables you will learn how to wire 4 LED'S and make them flash 10 times. This is a great Starter project!! what you will need... 1: arduino (I am using an Duemilanove) 1: breadboard 4: LED's 10-15: jumper wires 3: resistors Step 1:..... Listed under: [LED Projects](#)
505.




[Fading using an Arduino](#) Demonstrates the use of analog output (Pulse Width Modulation (PWM)) to fade an LED. PWM is a technique for getting an analog-like behavior from a digital output by switching it off and on very fast. Circuit An LED connected to digital output pin 9 through..... Listed under: [LED Projects](#), [Projects](#), [PWM Projects](#)
506.




[Creative Noise Semaphore](#) This project was submitted to 'Creative Electronics', a Beng Electronics Engineering module at University of Málaga, School of Telecommunications (<https://www.uma.es/etsi-de-telecomunicacion/>). It's a modification based on sound level meters that are already marketed for use in classes to measure ambient noise. The project is developed in..... Listed under: [Sound – Audio Projects](#)
507.




[Pressure Activated Light-Up Umbrella using an Arduino](#) Once upon a time, 2 girls greatly enjoyed walking in the rain with umbrellas. They decided the enjoyment of this experience could be maximized by building their own pressure-activated web of LEDs to install under their umbrella. Thus, with the help of an Arduino, some..... Listed under: [Home Automation Projects](#), [Projects](#)
508.




[TankWars: A Physical Video Game using Arduino](#) This instructable will show the game TankWars, a web based game played on an iPad that drives a real robot tank to fire lasers at a robot. When you hit the robot target, the game is updated. The tank and the target are Arduino's equipped..... Listed under: [Game – Entertainment Projects](#), [Projects](#), [Robotics – Automation Projects](#)
509.




[Arduino Voice Controlled Robot](#) Over the years as technology advanced and grew at a tremendous pace, so did the horizon of ideas and creation in our mind. If we look a few years back, a teenager like me would dare think about creating a robot that would operate listening..... Listed under: [Robotics – Automation Projects](#)
510.




[Mario 64 Cake Timing Light Game](#) <https://youtu.be/nFIqSWAj8E> Welcome to my Mario 64 Cake Carnival Timing Game! The cake is modeled after the end screen in Mario 64. The active light moves around the cake in a circle. The goal of the game is to stop the light on the star by..... Listed under: [Clock – Timer Projects](#), [Game – Entertainment Projects](#)
511.




[ATtiny programming with Arduino](#) After this Instructable you should be able to program an A Ttiny85/45 with an arduino. It may sound complex but it really isn't. After doing some research I could not find to much info on how this could be done. I however did find <http://www.instructables.com/id/Program-an-ATtiny-with-Arduino/>. This Instructable..... Listed under: [Arduino Programmer Projects](#)
512.




[Arduino Fixed-point Vehicle Proximity Detector](#) This is the high-tech version of hanging a tennis ball from the ceiling from a piece of string. Of course, if you have two different types of vehicles, that tennis ball isn't going to land in the same place on both of them. This project..... Listed under: [Arduino Car Project Ideas](#), [Ideas](#), [Sensor – Transducer – Detector Project Ideas](#)
513.



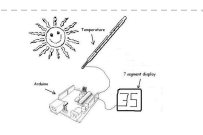
[Real VO2Max–Measure Your Athletic Potential](#) VO2Max is an interesting concept that proposes that there is a natural limited ability to extract Oxygen nutrient out of the air and consume it. It is like the IQ of sports activities--some algorithm that tells you how gifted you are in doing a variety..... Listed under: [Temperature Measurement Projects](#)
514.



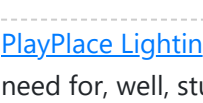
[Electronic Dartboard or How I Learned to Stop Worrying and Love ECE 476](#) Introduction Ever dream of having a darts game scored automatically without using those annoying plastic darts? We decided it was a dream most of us has had at some point, and so decided to implement an automatic scoring system for a “real” cork dartboard. As..... Listed under: [Game – Entertainment Projects](#)
515.




[88888: the Electronic Smile Counter](#) This project originated from a request of a friend. He asked me to build a so-called smile counter for their college dorm - a segmented display which can show a number. This number must increment every time someone pushed a button and should be memorized..... Listed under: [Other Projects](#)
516.




[Arduino 7-Segment Thermometer](#) Using a dual 7-segment display, a DS18B20 temperature sensor and a couple of shift registers I figured that I could build a digital thermometer. Step 1: Temperature Sensor The sensor I'm using is the DS18B20, it's a 3pin sensor that just requires a single input..... Listed under: [Projects](#), [Temperature Measurement Projects](#)
517.




[PlayPlace Lighting Using NeoPixels](#) With 2020 being the year of COVID, having a toddler that was stuck at home (especially during the winter) presented the need for, well, stuff to do. So, my wife and I decided to turn our basement into a play place for our little girl..... Listed under: [Other Projects](#)




518.




[Arduino String Comparison Operators Code](#) The String comparison operators, ==, !=, >, <, >=, <=, and the function equals() and equalsIgnoreCase() allow you to make alphabetic comparisons between Strings. They're useful for sorting and alphabetizing, among other things. The operator == and the function equals() perform identically. It's just a matter..... Listed under: [How To – DIY – Projects](#), [Projects](#)
519.




[Voice Loudness Monitor \(Arduino\)](#) In this pandemic it is important to take reasonable measures to reduce spreading viruses. A paper from 2019 found that louder voices spread more viruses (<https://www.nature.com/articles/s41598-019-38808-z>) [Asadi et al. 2019]. This simple project aims to remind people to not shout unnecessarily. This can be used..... Listed under: [Sound – Audio Projects](#)
520.




[USB Freeform using an Arduino](#) This is a project in attempting to improve it predecessor "Freeform Arduino" by putting it in an enclosure and having it serve the similar purposes as "Palm Arduino Kit" and "Palm Arduino II" which I can carry it in my pocket and be available to..... Listed under: [Interfacing\(USB – RS232 – I2c -ISP\) Projects](#), [Projects](#)
521.




[Smart Desk LED Light | Smart Lighting W/ Arduino | Neopixels Workspace](#) Now a days we are spending a lot of time at home, studying and working virtually, so why not to make our workspace greater with a custom and smart lighting system Arduino and Ws2812b LEDs based. Here I show you how build your Smart Desk..... Listed under: [Other Projects](#)
522.




[Mechanical 7 Segment Display V2](#) Hello and welcome back to another Instructable. In the previous two Instructables, I have shown you how I created PCB coils in Kicad using a Python script, covered the basics of an H bridge, and showed you how I will be using them to control..... Listed under: [Other Projects](#)
523.




[Extending GPIOs of ESP8266-01 and IoT || Exploring ESP8266:Part 3](#) Hello all! This instructable happens to be part 3 of my ESP series where I continue to experiment and explore the various features of the ESP 8266-01 board. In the first and second part of the series I have mentioned the wonderful capability of this..... Listed under: [Other Projects](#)
524.




[Floating and Spinning Earth Globe](#) The objectives of this project were (1) to make an object float, by means of magnetic levitation and controlled by an Arduino Nano and (2) documenting the whole process allowing other people to build one on their own. There were some requirements, too. First, I..... Listed under: [Other Projects](#)
525.




[soundie: a musical touch-sensitive light-up hoodie using Arduino](#) This tutorial will show you how to create a garment that changes its behavior depending on how conductive you are. It detects conductivity through iron-on conductive fabric that we will use, and it will light up and sing different notes depending on how you touch..... Listed under: [Game – Entertainment Project Ideas](#), [How To – DIY – Project Ideas](#), [Ideas](#)
526.




[Teamaker 2.0](#) What's better in the morning than a hot cup of tea?You should keep to the brewing time so that the tea tastes the way you want it to. Unfortunately, there's always a lot to do and the timer beeps when you're somewhere else. So we..... Listed under: [Other Projects](#)
527.




[Visual Network Threat Level Indicator using Arduino](#) Network monitoring is very important in todays world. The internet is a scary place. People have taken steps to raise their awareness by installing Intrusion Detection Systems(IDS) such as SNORT. The problem with most of these systems is that upon first installing them they are..... Listed under: [Ideas](#), [Internet – Ethernet – LAN Project Ideas](#)
528.




[Wilson – the IoT Hat](#) Hi There, Recently, I finished up on my DIY project Wilson: the IoT hat. Because of the big fun I had creating and using this IoT hat, and given the wonderful feedback it provided to the wearer, I really want to share this project with..... Listed under: [Other Projects](#)
529.



[Flicker up to 6 LEDs with Arduino](#) Hi there. Christmas is coming closer, and I was wondering if I could put some candles in my room to get in the "christmas mood". But after a friends house burned down of christmas tree candles, I don't want to burn real candles into my..... Listed under: [LED Projects](#), [Projects](#)
530.



[Displaying Images on 4D OLEDS using Arduino](#) 4D Systems makes some really nice serial OLEDS. They aren't hard to use, but the documentation for them is very scattered. This tutorial pulls together the various pieces i've found so that you can get up and running very quickly. Start by skimming through the..... Listed under: [Video – Camera – Imaging Projects](#)
531.




[ARDUINO AIRGUN CHRONOGRAPH](#) This is a chrono for measuring the speed and energy of an air rifle pellet. It's pretty fast and could probably be used for other types of gun, (airsoft , full bore etc) but I have not tested it on them. I initially made this..... Listed under: [Temperature Measurement Projects](#)
532.

[Deej – a Physical Volume Mixer](#) Meet deej! deej is a physical voulume mixer. Just like the volume mixer built into windows, just physical! This means that you can change the volume of an application without closing your important game. You can turn the game volume down and Discord volume up,..... Listed under: [Sound – Audio Projects](#)



533.

[Arduino stoplight web server](#) At the place I work, we use xymon to monitor of our servers. All of the services monitored are important, but we wanted a separate indicator to simply show the overall health of the most critical systems. Furthermore, we came up with the following criteria:..... Listed under: [Internet – Ethernet – LAN Projects](#), [Projects](#)



534.

[Power off from an Arduino Sketch using the Pololu Power Switch](#) If you need an Arduino to shut off from within your Sketch, this is the solution. We will explore wiring the Pololu Pushbutton Power Switch, programming the Arduino to shut off the power, and making the unit "power on" only. The Pololu Pushbutton Power Switch..... Listed under: [Interfacing\(USB – RS232 – I2c -ISP\) Projects](#)

535.

[Bounce Back!](#) Responsive Pneumatic Envelop (A useless machine) Mockingly inspired by the blowfish, Bounce Back builds on state of the art bubble wrap shipping envelops by only inflating its bubbles when frightened by rough handling. Inversely, when the package is not being shuck, it will not inflate..... Listed under: [Other Projects](#)



536.

[How to Make CLAP Control Car || Using Arduino Uno](#) Hey Guys, welcome to my first instructables article. So guys today we are going to make a " Clap Control Car With Arduino " seems to be interesting Right? Let me first tell you about the main working principle of this robot: This car uses a..... Listed under: [Car Projects](#)

537.

[Arduino & TFT Screen Volume Mixer](#) Before i start this AMAZING tutorial on how to build a physical windows volume mixer, i want to apologize for my bad written English. Now, let's get started. For this project I would like to build a sound mixer, but with a tft screen so i can..... Listed under: [Sound – Audio Projects](#)



538.

[Automatic Opening Garbage Can Cabinet](#) <https://youtu.be/RrtcjfrJk7I> Sometimes you need to throw something away, but your hands are either full of garbage, or they're contaminated with raw chicken or meat. I was able to make this automatic opening garbage bin with an Arduino Uno, and some supplies from Amazon, Ace Hardware..... Listed under: [Other Projects](#)

539.

[Digital Read Serial using Arduino](#) This example shows you how to monitor the state of a switch by establishing serial communication between your Arduino and your computer over USB. Hardware Required Arduino Board A momentary switch, button, or toggle switch 10k ohm resistor breadboard hook-up wire Circuit image developed using Fritzing. For more..... Listed under: [Interfacing\(USB – RS232 – I2c -ISP\) Projects](#), [Projects](#)



540.

[Arduino Esplora Joystick Mouse](#) This sketch shows you how to read information from the Esplora's joystick and use it to control the movement of the cursor on your computer. You're making your Esplora into a mouse! This sketch will take over the mouse movement of your computer. If you..... Listed under: [Game – Entertainment Projects](#), [Projects](#)



541.

[Build a Robot That Creates Art](#) In this project I'm showing you how I made my own art robot. The whole concept is to illustrate how we as humans can work together and collaborate with machines and robots to create something new. Both the art style and ethos of the project..... Listed under: [Robotics – Automation Projects](#)



542.

[Arduino IoT Cloud ESP8266 NodeMCU Alexa Home Automation System | IoT 2021](#) In this IoT project, I have shown how to make an IoT-based Smart Home with Arduino IoT Cloud & Alexa using NodeMCU ESP8266 to control 4 home appliances with voice commands. If the internet is not available, then you can control the home appliances manually with switches. During the article, I have..... Listed under: [Other Projects](#)

543.

[Flux Capacitor PCB Badge](#) Hey Everyone what's up! <https://youtu.be/efD6QN1S20o> So this is my "FLUX Capacitor" PCB Badge which is a replica of the actual Flux Capacitor which was in back to the future movie. The Flux Capacitor was the core component of Dr. Emmett Brown's time-traveling DeLorean time machine..... Listed under: [Other Projects](#)



544.

[Arduino Tic Tac Toe Shield With an AI Opponent](#) In this Instructable, we're going to be making a Tic Tac Toe or Noughts and Crosses shield for an Arduino that allows you to play against another person or an AI player running on the Arduino. The game board is made up of a 3x3..... Listed under: [How To – DIY – Project Ideas](#)

545.

[Homemade CNC Machine From DC Servo Motors and Wooden Wine Boxes](#) Today, I would like to share how to build a 3 axis CNC machine at home using available or discarded materials. Specifically in this project, I reused 2 old DC servo motors and 2 wooden wine boxes, as well as, taking advantage of my daughter's..... Listed under: [CNC Machines Projects](#)




546.

[Differential Thermal Analysis Using Arduino and PhyPhox](#) When a solid substance is heated the increase in energy manifests itself in the form of an increase in temperature. If the heating rate is constant the temperature increase is also constant as long as there is no change in the structure of the substance..... Listed under: [Other Projects](#)


547.

[Plant Bartender](#) https://youtu.be/xV2tXc584_A This project was completed by Alexandra Pittiglio & Christelle Feghali for our Computational Design and Digital Fabrication 'Useless Machine' Project, Semester 2, ITECH M.Sc Programme ----- We present Plant Bartender, a 2-axis robot that senses and waters in the most inefficient way. This device..... Listed under: [Other Projects](#)


548.




[ATTiny85 – Spectrum Analyzer on RGB Led Matrix 16×20](#) Continuing with ATTiny85, today I'd like to share how to build a music spectrum analyzer on 16x20 RGB led matrix. The music signal FFT transformation and LED Bit Angle Modulation are all carried out by one DigiSpark ATTiny85. Please watch my video below: <https://youtu.be/257Ma3YemKs> Step 1:..... Listed under: [LED Projects](#)
549.




[Metroid Morph Ball](#) https://youtu.be/q6j_CxbCovE If you are like me, there are many nostalgic things that bring me back to my youth. Tom Sutton, username yakis on thingiverse, created this 3d model of Metroid's Samus in morph ball form. It has room inside for LEDs to light it up..... Listed under: [Other Projects](#)
550.




[The Flight Millennium Controller](#) I realized a PCB remote control in order to control remote controlled objects and more particularly an airplane. This one works in wifi 2.4Ghz, has an Oled screen, joysticks, potentiometers, buttons/switches and a pipe to select the device to control. I made a form of..... Listed under: [Other Projects](#)
551.




[LED Chaser Circuits Using IC4017 and Arduino](#) <https://youtu.be/F6V1AjESWbU> A Chaser Circuit consists of a clocked IC or other electronic unit like an Arduino that drives an array of LEDs in such a way that individual LEDs (or small groups of LEDs) turn on and off in a predetermined and repeating sequence, thus..... Listed under: [LED Projects](#)
552.




[Wind Speed Monitor Via MQTT](#) Once I failed to control the drone because of the wind so I want to measure the wind speed to know whether it is suitable for the drone flight in the wild. So I am thinking of how to measure the wind speed in the..... Listed under: [Other Projects](#)
553.




[Life and Tetris and Pong...Oh My!](#) Several months ago I got a really good deal on a large 32x32 RGB LED matrix display. It matches up with the wiring interface shown on the Adafruit website for their 32x32 display so I did the usual testing with their libraries. Recently I was..... Listed under: [Other Projects](#)
554.




[The Tetris Pumpkin using an Arduino](#) Who wants grinning faces and candles when you can have an interactive pumpkin this Halloween? Play your favorite block-stacking game on an 8x16 grid carved into the face of the gourd, lit by LEDs and using the stem as a controller. This is a moderately..... Listed under: [Game – Entertainment Projects](#), [Home Automation Projects](#), [Projects](#)
555.




[LED Hour Glass](#) In this article I describe how we made an hour glass with leds as the sand. We were always interested in making something that visually flows like sand and decided to use an hour glass to start. The movement is not completely fluid given the..... Listed under: [LED Projects](#)
556.




[Touch Sticky Note using Arduino](#) This piano-like thing is what I called touch sticky note. I Use a piece of sponge as the paper, and put 8 x 8 LEDs under the sponge. Whenever I touch the touch screen, the related LED will turn on, and this is how I..... Listed under: [Ideas](#), [Sensor – Transducer – Detector Project Ideas](#)
557.




[BLE & LoRa Based Indoor Location Tracker Without GPS](#) Hey, what's up, Guys! Akarsh here from CETech. GPS-based location tracking is one of the very important services nowadays. We use this to find a path to our destination and also track the position of our goods using this. But have you ever heard of location..... Listed under: [GPS Based Projects](#)
558.




[A laundry alarm for the hearing impaired and everyone else using Arduino](#) This Arduino based project was designed to solve a recurring problem for my hearing impaired wife. Our laundry room is located remotely from our living area. If our laundry has finished washing and is not removed in time, it can sour or even get moldy. Listed under: [Home Automation Project Ideas](#), [Projects](#), [Security – Safety Projects](#)
559.




[Android & Arduino Controlled Projector Screen](#) This is my first time using Arduino, or any microcontroller. I'm glad it worked out so well but my wife may not be, due to the stacks of microcontrollers that will be showing up on our doorstep soon for future projects. Any feedback or questions..... Listed under: [Arduino Android](#), [Projects](#)
560.



[Mini-TV Weather Station With the ESP32!!](#) Hello everyone, today I'm going to show you how I built a Mini-TV weather station with Open Weather Map and the ESP32! Background and Troubleshooting I'm not kidding when I say the inspiration for this project came from boredom! I had been working on the same project..... Listed under: [LCD Projects](#)
561.



[Freeform Arduino](#) As an artist, sometime I created an art piece without planning ahead what I want to draw or paint, just want to add colors or lines onto the drawing or canvas, and never think of the outcome of the piece. Let's our own instinct and subconscious leading..... Listed under: [LED Projects](#), [Projects](#)
562.




[L.O.G. sous vide](#) So have you heard of sous vide? Well, this Lazy Old Geek (LOG) hasn't or hadn't. <http://en.wikipedia.org/wiki/Sous-vide> It's French. So it's kind of like boil-in-a-bag only you don't boil it. The equipment can be rather expensive. http://www.sousvidesupreme.com/Shop_Online/SousVide_Supreme_Demi/Department.aspx?DeptID=3&&AdID=245&gclid=CN7PyM6uw7cCFWNp7AodomkA6g I thought that was rather expensive for a..... Listed under: [Home Automation Projects](#)
563.

[ARC Reactor Lamp MKII](#) Welcome to this instructable, this time I will be showing you how to make the newest version of my ARC Reactor Mood lamp I did a couple of months ago. This time it won't be a mood lamp, but a lamp that changes depending on..... Listed under: [Other Projects](#)




564.



[SEE-THROUGH LED MATRIX WITH WASHERS](#) I do project related works. After the structure contractors finished their building works, they threw away a lot of washers and nuts M10. During I did cleaning, I picked them up to make this decorative see-through led project. It can be viewed from frontside or..... Listed under: [LED Projects](#)




565.



[Energy-Saving Light using an Arduino](#) In the spirit of Earth Day, I have created a revolutionary new energy-saving lighting solution that is only ever on when your eyes are open. This is remarkably more efficient than normal lighting that remains on, even when your eyes are shut. Using my device, you..... Listed under: [Home Automation Projects](#), [Projects](#)




566.




[Make your own custom Arduino compatible](#) I love Arduinio. I love the things that people make with them and I love to make my own. Last August I published an Instructable on how to make your own postage stamp sized Arduino compatible. This Instructable will show you how to to make a..... Listed under: [How To – DIY – Projects](#), [Projects](#)




567.



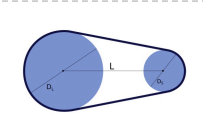
[Gesture Controlled Interactive Desk Light](#) <https://youtu.be/4BFWbc2f39I> We all have seen different kinds of mood lamps & RGB light, most of them have some buttons or a remote to interact with them, but we thought of making a Gesture Controlled RGB Desk Lights which can change its colour only using a simple swipe..... Listed under: [Sensor – Transducer – Detector Projects](#)



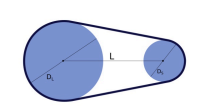
568.



[Program ESP8266 With NodeMCU](#) Hey everyone what's up! so you got yourself an esp12f module and now you want to program it? here's how you can do that in an easy way that doesn't involve that complex FTDI module with the button's method. so the easy way is to..... Listed under: [Arduino Programmer Projects](#)




569.



[Arduino Timing Belt Calculator \(console\)](#) This command-line Python script is a utility to help calculate parameters for timing belt drive systems. A more general discussion of designing with timing belts can be found on the Timing Belt Guide pages. Installation Requirements The code requires a working installation of Python 3 with scipy. For..... Listed under: [Calculator Projects](#)




570.



[Arduino Bird Shoo!](#) In the spring every year, we have a group of robins who start making nests around the house. We also have lots of windows in a patio area that when the robins see their reflection they think it's a rival bird. They attack the windows..... Listed under: [Sensor – Transducer – Detector Projects](#)




571.



[MIDI-to-MQTT Bridge \(console\)](#) This command-line Python script transmits MQTT messages based on events from a MIDI input device such as the Akai MPD218 Drum Pad Controller. This can be used as a platform for remote control of one or multiple embedded devices. The MQTT and MIDI configuration must be..... Listed under: [Other Projects](#)




572.




[3D Printer Add-on Heated Bed](#) I have a FlashForge Finder 3D printer that did not come with a heated bed. The factory build plate is also somewhat limiting in what kind of build surfaces you can use. I finally decided it was time to resolve those issues and added a..... Listed under: [Other Projects](#)




573.



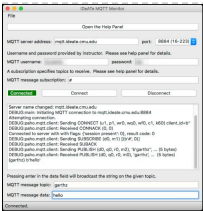
[Arduino Performance Utility Tools](#) Some of the exercise packages include several utility and test programs. These are all standalone scripts using Python 3 and a few additional packages as described in Python 3 Installation. The following scripts may be browsed in the Python MIDI tools directory on the course site. list_MIDI_ports.py Command-line..... Listed under: [Other Projects](#)



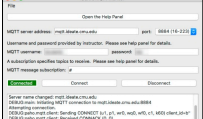
574.



[Arduino String Appending Operators Code](#) Just as you can concatenate Strings with other data objects using the StringAdditionOperator, you can also use the += operator and the cconcat() method to append things to Strings. The += operator and the concat() method work the same way, it's just a matter of..... Listed under: [Development Board – Kits Projects](#), [Projects](#)




575.



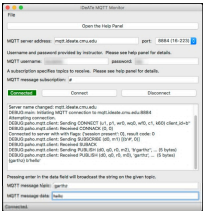
[Arduino MQTT Plotter \(PyQt5\)](#) This utility GUI application is a tool for visualizing the content of multiple data streams passed as short numeric messages back and forth across the network via a MQTT server. It supports opening an authenticated connection to the server, subscribing to a class of messages..... Listed under: [Wireless Projects](#)



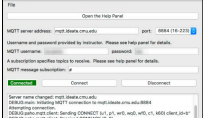
576.




[Gas Detector](#) Let's create a simple Gas Detector connectable to WiFi. The gadget would offer: web UI including gauges for LPG, CO, Smoke simple data handler returning values in JSON capable of regularly sending data to ThingSpeak server and obviously triggering loud alarm if threshold of dangerous..... Listed under: [Sensor – Transducer – Detector Projects](#)




577.



[Arduino MQTT Monitor \(PyQt5\)](#) This utility GUI application is a tool for debugging programs using a remote MQTT server. It can show messages on multiple topics and publish text-based messages on a single topic. The MQTT monitor application in operation. The large button at the top brings up detailed..... Listed under: [Other Projects](#)




578.



[Solar powered arduino on the back of a playing card](#) Here's a six word tragedy: My arduino needs four AA batteries. Really? Isn't this 2012? Where's my jetpack?! Here's a way to the future -- a way to make a solar panel, from scratch, that can power any arduino off of sunlight or even light..... Listed under: [Battery Projects](#), [Projects](#), [Solar energy projects](#)

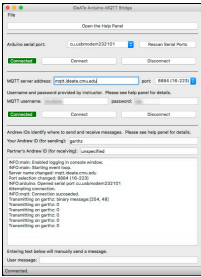
579.

[Farkle! Handheld PCB Game Console](#) In this Instructable I will show you how I made my PCB Farkle Game! Farkle, also known as 10000, Zilch, 6 Dice, and Ten Thousand, is a fun and challenging dice game with multiple variations and scoring options. I first got the inspiration from my..... Listed under: [Game – Entertainment Projects](#)



580.
- Arduino-MQTT Bridge (PyQt5)

This PyQt5-Enabled Arduino MQTT GUI connects an Arduino sketch to a remote MQTT server over the network. It communicates with the Arduino using the serial port, relaying lines of text to and from the MQTT server. This can be used as a platform for remote..... Listed under: [Wireless Projects](#)



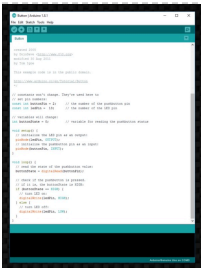
581.
- How to Build an Arduino Voice Controlled TV Remote

#include <EEPROM.h> #include <Wire.h> #include <SoftwareSerial.h> #include <LiquidCrystal.h> SoftwareSerial voice = SoftwareSerial(15, 16); LiquidCrystal lcd(5, 6, 7, 8, 9, 10); int pulses, A_SIG=0, B_SIG=1, menu=0, datacount, i, buttoncount=0; int count, j, k, m, ready=0, even=0, fail, first_but=0, second_but=0; word Power[100]; word Remote[100]; //word Remote2[100]; word..... Listed under: [Home Automation Projects](#), [Projects](#)



582.
- SMARTWALKER D4E1

The smartwalker is being developed for a project called "design for everyone" at Howest university college of Applied Sciences (Belgium). We are a group of design and occupational therapy students. This project is specifically made for an individual person: Peter. Peter can't see nor hear. When..... Listed under: [Other Projects](#)



583.
- Arduino Lecture Sample Code

This collection of short Arduino sketches introduces a variety of programming concepts. The comments are minimal as these are intended to be starting points for explanation. blink // 1. blink the onboard Arduino LED on pin 13. // 2. demonstrate setup(), loop() // 3. demonstrate..... Listed under: [Clock – Timer Projects](#)



584.
- End of Days Clock

https://youtu.be/33Q_PqhLzWw The days got shorter here in Alaska until it felt like the murky light was only a short interruption of a long sleep so I built a clock to display the seasonal diminishment (and expansion) of time. It also displays when it snows and..... Listed under: [Clock – Timer Projects](#)




585.
- Arduino Sketch Classifier Demo

N.B. this is new and still being tested. This sketch demonstrates an example of ultrasonic range sensor data processing using a combination of signal filters and a classification tree. The classifier code was generated using the Python script classify_gen.py on recorded and labeled training data. The underlying..... Listed under: [Other Projects](#)



586.
- 7-Segment NeoPixel Clock With Countdown Timer

<https://youtu.be/H4J4Cl4Dduc> In this Instructable, my twin brother, Sunyec06, and I will show you how to make a 7-segment NeoPixel Clock with Countdown Timer. The inspiration for this project began with our parents and their fitness room. While they have an older digital clock in the room,..... Listed under: [Clock – Timer Projects](#)



587.
- Arduino Sketch FilterDemos

N.B. this is new and still being tested. This sketch demonstrates several examples of single-channel filters for processing sensor data. The filter functions are purely numeric operations and not dependent on any Arduino-specific features. This supports offline testing, as they can be compiled for debugging..... Listed under: [Sensor – Transducer – Detector Projects](#)




588.
- AI Auto-Classify Trash Can

This project is a trash can that recognizes and classifies garbage automatically. Use Machine-Learning and Arduino in Scratch. How it works 1. Camera takes an image of garbage. 2. Machine-Learning model recognizes the classification of garbage by the image. 3. Electrical and mechanical parts drive the garbage..... Listed under: [Other Projects](#)



589.
- VERTICAL X-Y PLOTTER || DRAWING ROBOT || ARDUINO PLOTTER

In this instructable, we will learn to make an XY plotter/ Vertical plotter drawing machine using Arduino. With this very efficient Vertical Drawing machine, We can draw images on different paper sizes, walls, or whiteboards along with printing texts, generating arts and graffiti. Vector images(SVG)..... Listed under: [Robotics – Automation Projects](#)



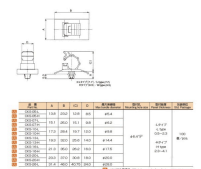
590.
- Brainwaves Fly a Drone

Drones are fun to fly, and it's possible to do limited flying using brainwaves. The headset senses my brainwaves and transmits them to a small computer. When I increase my attention level, the computer converts the signals and passes them to the drone's controller, which..... Listed under: [Drone](#)



591.
- How to make a servo and Ardiuno stand

In this instructible I will show you how I make my servo stand. This stand is useful if you want to test a new way to control a servo but dont want to use a servo on your robot or something. make Step 1: Cut..... Listed under: [Arduino Motor Project Ideas](#), [Ideas](#), [Other Project Ideas](#)



592.
- Arduino Sketch CKS-Shield-1-Test

This Arduino sketch exercises the standard hardware of the CKS-1-Shield board. It provides a console interface for reading inputs and triggering outputs, and a set of asynchronous state machines for generating test motions. Console Interface static void parse_user_input(int argc, char *argv[]) Process an input message tokenized from a..... Listed under: [Other Projects](#)

593.
- Arduino – How to Read SD Card Text File Line by Line

In this tutorial we will learn how to read the SD card text file line by line. Watch the Video! Note: You can use other Displays such as OLED, but make sure that you use a board with enough memory like Arduino Mega,etc <https://youtu.be/930oLDGyCSs> Also..... Listed



under: [Other Projects](#)



594. [The useless alarmed Coke can using Arduino](#) Hi all! This is the most useless project in the world! It consist in a Coke can attached to an Arduino trough a coaxial cable and two resistors that make a sound when an hand is near it. Step 1: Materials and Tools For make..... Listed under: [Game – Entertainment Projects](#), [Projects](#)



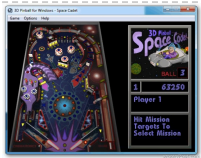
595. [Arduino Sketch Event Busy Box](#) Note: this sketch is a work-in-progress and only partly tested. This multi-file sketch is provided to serve as a template for projects which combine responsive sensing and actuation with behavioral logic, implemented using a non-blocking event loop. The actual sketch does nothing specifically useful, but..... Listed under: [Other Projects](#)



596. [RC Arduino Domino Layer With Bluetooth App Control](#) How to 3D print and assemble your very own programmable and remote controllable automatic domino laying machine. Who likes knocking down absurdly long runs of dominoes? I do. Who doesn't like laying them all by hand. I don't. That's why I made this. ? Using..... Listed under: [Bluetooth Projects](#)



597. [The useless but mazing QR-clock using Arduino](#) I got this idea for a while but I never had the chance to try it out. Friday, a workmate gave me a LCD shield for Arduino and I thought that was the right time to build a clock that communicate the time through QR-codes. Of course, it's..... Listed under: [Clock – Timer Project Ideas](#), [Ideas](#)



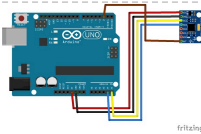
598. [Arduino Sketch PinballGame](#) This sketch provides a pinball machine controller as an extended example of a real-time logic controller utilizing third-party hardware drivers. It is configured to use hardware in the PinballShield circuit board. This sketch assumes you have already installed several third-party Arduino libraries in your IDE..... Listed under: [Game – Entertainment Projects](#)



599. [I2C With the ESP8266-01 !? || Exploring ESP8266:Part 1](#) Hello all ! With this instructable I will be writing and documenting a series of projects mentioning and exploring the various hidden (rather unexplored) features of the tiny ESP8266-01 WiFi Module. Did you know that the ESP8266-01 supports I2C communication? Yes it is..... Listed under: [Other Projects](#)



600. [Building the YaNis EOS Controller using Arduino](#) The YaNis EOS controller is a device that allows you to wirelessly control your Canon DSLR from your Android phone. What's really exciting here is that the Android interface allows you to change most of the camera's settings (like Shutter Speed, Aperture Size, ISO, White..... Listed under: [Arduino Android](#), [Internet – Ethernet – LAN Projects](#), [Projects](#)




601. [Arduino Sketch MPU6050 DMP6](#) This sketch is used by Exercise: MPU6050 IMU I2C Module. Main Source Code The main code is in MPU6050_DMP6.ino. // I2C device class (I2Cdev) demonstration Arduino sketch for MPU6050 class using DMP (MotionApps v2.0) // 6/21/2012 by Jeff Rowberg <jeff@rowberg.net> // Updates should (hopefully) always be available..... Listed under: [Other Projects](#)



602. [WetRuler–Kitchen Helpers for the Visually Impaired](#) https://youtu.be/9_ZpVLm8NMY I have worked most of my adult life with patients with vision problems in Alaska and pondered building a helpful device that would enable a more defined way of metering out fluids in a kitchen if users had no central vision. There are devices..... Listed under: [Other Projects](#)



603. [Home Automation System Using Smartphone and Bluetooth Part 2 With Manual Control](#) Hello friends welcome back to "Techno-E-solution", In previous video we see how we can control the home appliances with the help of Smartphone & Bluetooth but there is no any manual control for the system, so In this tutorial we are going to make a..... Listed under: [Bluetooth Projects](#)

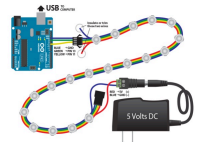


604. [Arduino Sketch Adafruit PWM](#) This sketch is used by Exercise: Adafruit PWM I2C Module. Full Source Code The main code is in Adafruit_PWM.ino. /***** This is an example for our Adafruit 16-channel PWM & Servo driver PWM test - this will drive 16 PWMs in a 'wave' Pick one up today..... Listed under: [Other Projects](#)

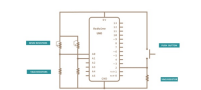
605. [Color Changing Nightlight using Arduino](#) So, instead of buying a nightlight for my kid's room, I decided I could do a much better job of it. This nightlight cycles through 1500 colors over 7 mins and turns on when it is dark and turns off when it is light. It..... Listed under: [Arduino LED Project Ideas](#), [Game – Entertainment Project Ideas](#), [Ideas](#)



606. [Creative Console for Space Mouse!](#) https://youtu.be/ZeQCTqFfhYo Hello makers!! For those who already know my Instructable "Space Mouse" https://www.instructables.com/Space-Mouse-With-Ard... there is now an extension for it! The Creative Console!! I designed this console to extend the functionalities of the space mouse keeping the prime concept: keep it cheap, customizable and 3D..... Listed under: [Other Projects](#)



607. [Arduino Sketch WS2801LED](#) This sketch is used by Exercise: WS2801 RGB LED SPI Module. Full Source Code The full code is all in one file WS2801LED.ino. // -*- mode:c++; -*- /// @file WS2801LED.ino /// /// @brief Example for driving several WS2801 RGB LED modules over SPI on an Arduino UNO..... Listed under: [LED Projects](#)




608. [Arduino Sketch OnelInOne Out ASCII](#) This sketch is an Arduino program which acts as an simplified hardware I/O server using a simple readable message protocol. The intent is to provide an easily modified and extended real-time embedded hardware controller which can interface easily with a non-real-time client running on a..... Listed under: [Other Projects](#)



609. [Tiny Whoop Drone Gate With Timer](#) I got my son a tiny whoop indoor FPV drone for Christmas, specifically an EMAX Tinyhawk II. We've had fun creating small obstacle courses in our basement, but one thing was missing – a timer so we could compare flight times. This instructable (my first)..... Listed under: [Clock – Timer Projects](#)


610.




[Arduino Combi-button Lock optional Android support](#) Recently, I decided I would like to attempt to make a passcode lock with my newly acquired Arduino Uno, but all the tutorials I could find made use of a modified keypad, something that not every Tom, Dick and Harry has lying about. I therefore..... Listed under: [Arduino Android](#), [Internet – Ethernet – LAN Projects](#), [Projects](#), [Security – Safety Projects](#)
611.




[Arduino Sketch Input Hysteresis](#) This sketch is used by Exercise: Input Hysteresis. Full Source Code The full code is all in one file InputHysteresis.ino. // InputHysteresis.ino : Arduino program to demonstrate a simple single-state hysteretic response. // Copyright (c) 2014-2015, Garth Zeglin. All rights reserved. Licensed under the terms // of..... Listed under: [Other Projects](#)
612.




[3D Print Bed Leveling Tool Using M5StickC](#) Do you ever find it a hassle to manually level your 3D print bed every time you make a print? Even seasoned 3D printing pros need to level the printbed after every couple prints. We've created a device that helps tremendously improve this procedure. This..... Listed under: [Other Projects](#)
613.



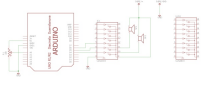
[PEZ Robo Dispenser Using Arduino](#) I was strolling down the candy aisle at the supermarket and there it was: the PEZ dispenser, conjuring up sweet (literally) childhood memories served up by my favorite cartoon characters in squarish sugary pellets. Then, all of a sudden, an LED went off in my..... Listed under: [Game – Entertainment Projects](#), [Projects](#), [Robotics – Automation Projects](#)
614.




[Arduino Sketch Music Sequence Demo](#) This sketch is used by Exercise: Music Sequencer. Full Source Code The full code is all in one file MusicSequenceDemo.ino. // MusicSequenceDemo.ino : demonstrate generation of two simultaneous tones at different rates and patterns // The example program generates audio-frequency square waves at different // pitches and..... Listed under: [Sound – Audio Projects](#)
615.



[Indoor Air Quality Meter](#) Simple project to check the air quality in your house. Since we stay/work from home a lot lately, it might be a good idea to monitor the quality of the air and remind yourself when it's time to open the window and get some fresh..... Listed under: [Metering – Instrument Projects](#)
616.




[Arduino Sketch Event Loop Demo](#) This sketch is used by Exercise: Event-Loop Programming. Full Source Code The full code is all in one file EventLoopDemo.ino. // EventLoopDemo.ino : demonstrate generation of two simultaneous square waves at different rates // The example program generates audio-frequency square waves at different // pitches on pins..... Listed under: [Arduino Programmer Projects](#)
617.



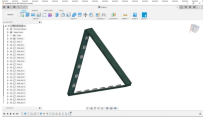
[BLACKBOARD V-PLOTTER](#) In this instructable, I'd like to share how to build a vertical plotter that can draw texts and images on the blackboard. Let's getting started. <https://youtu.be/YTYxPt15hTQ> Time-lapse video with hatch fill extension from Inkscape. https://youtu.be/w_8iHQgj6ss Step 1: Bill of Materials Main components: 1pcs x Arduino Mega..... Listed under: [Other Projects](#)
618.




[Quality of Life Meter](#) Harsh new rules at work getting you down? Overtime sucking the life out of you? Or maybe things are great, either way now you can show your co-workers and management exactly how you feel about your job without a single meeting, memo, or team bonding..... Listed under: [Metering – Instrument Projects](#)
619.




[Arduino Sketch Stepper Sweep](#) This sketch is used by Exercise: A4988 Stepper Motor Driver. Full Source Code The full code is all in one file StepperSweep.ino. // StepperSweep - move a stepper motor at different rates // // Copyright (c) 2016, Garth Zeglin. All rights reserved. Licensed under the // terms..... Listed under: [Motor Projects](#)
620.



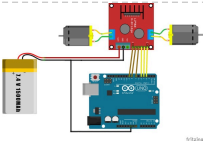
[PCB NANOLEAF/HEXALEAF](#) I've been a fan of Commerical Nanoleaf available in the market but their cost is pretty high so I try to make my own version by designing a WS2812B LED strip and connecting three of these strips together in a triangular shape to make a..... Listed under: [Other Projects](#)
621.



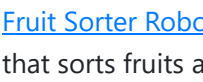
[Modifying a Robot Arm using Arduino](#) Essentially another tutorial involving controlling DC motors. In this post I'm going to first alter a robot arm I had built previously from a beginners kit so that it can be controlled from Arduino. Then I'm going to write a series of posts on different..... Listed under: [Projects](#), [Robotics – Automation Projects](#)
622.




[RC Paper Tank – Bring your 3D models to life](#) Bring your 3D models to life! In this instructable we will custom make a remotely controlled tank. We will infuse paper-craft with an arduino based system. This tank will be controlled on a android based phone though a bluetooth connection. I've strived to create something with..... Listed under: [Game – Entertainment Projects](#)
623.




[Arduino Sketch Wheel Drive](#) This sketch is used by Exercise: DRV8833 Dual DC Motor Driver. Full Source Code The full code is all in one file WheelDrive.ino. // WheelDrive - move a pair of DC motors at varying rate and direction // // Copyright (c) 2016, Garth Zeglin. All rights reserved..... Listed under: [Motor Projects](#)
624.



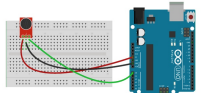
[Fruit Sorter Robot Using Flexible Gripper](#) Hello Everyone, thank you for showing interest in our project. In this project, we are showing a fully automated robot that sorts fruits and vegetables based on their color. The project happened in the context of the Bruface program and more precisely in the mechatronics.....



Listed under: [Robotics – Automation Projects](#)



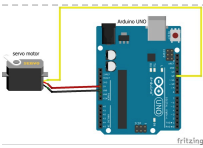
625. [Barcode Reading using Roborealm Output on Arduino LCD](#) This Instructable shows how to create a Barcode Reader using only a webcam together with Roborealm and Arduino. The webcam used in this demonstration is the Logitech Quickcam and the LCD screen is labelled, JHD162A. What you need for this project: 1. Arduino UNO 2..... Listed under: [Interfacing\(USB – RS232 – I2c -ISP\) Projects](#), [LCD Projects](#), [Projects](#)



626. [Arduino Sketch Sound Demo](#) This sketch is used by Exercise: Multichannel Bipolar Transistor Driver. Full Source Code The full code is all in one file SoundDemo.ino. // SoundDemo - generate sound using a speaker and pager motor // // Copyright (c) 2016, Garth Zeglin. All rights reserved. Licensed under the //..... Listed under: [Sound – Audio Projects](#)



627. [Professional Weather Station Using ESP8266 and ESP32 DIY \(Please Check the V2.0 Improved Version Link!\)](#) PLEASE CHECK THE NEW IMPROVED WEATHER STATION LINEAMETEOSTAZIONE v2.0! LINK VERSION 2.0 LINEAMETEOSTAZIONE HERE LineaMeteoStazione is a complete weather station which can be interfaced with professional sensors from Sensirion as well as some Davis Instrument component (Rain Gauge, Anemometer) The project is aimed as DIY..... Listed under: [How To – DIY – Projects](#)



628. [Arduino Sketch ServoSweep](#) This sketch is used by Exercise: Servo Sweep. Full Source Code The full code is all in one file ServoSweep.ino. // ServoSweep - move a servo along trajectories // // Copyright (c) 2016, Garth Zeglin. All rights reserved. Licensed under the // terms of the BSD 3-clause..... Listed under: [Other Projects](#)




629. [\\$50 Analog Joystick \(HOTAS\) With Haptic Feedback for Flight Sim](#) The aim is to create a fully functioning USB HOTAS* joystick from low cost electronics parts. I bought Elite Dangerous when it was released for the Mac and realised very quickly I was going to have the floor wiped with me if I didn't have..... Listed under: [Game – Entertainment Projects](#)



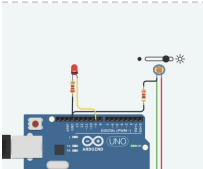
630. [Arduino Sketch Read Sonar](#) This sketch is used by Exercise: Read Ultrasonic Ranger. Full Source Code The full code is all in one file ReadSonar.ino. // ReadSonar - measure distance using a HC-SR04 or compatible ultrasonic ranger // // Copyright (c) 2016, Garth Zeglin. All rights reserved. Licensed under the //..... Listed under: [Other Projects](#)




631. [Apple Gripper](#) Fruit and vegetable market is a big sector that is worth more than 200 billion euros worldwide, this is expected to grow even more in the next decade due to an increasing healthier lifestyle across different European countries. When fruits and vegetables are sold at..... Listed under: [Other Projects](#)



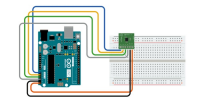
632. [Analog In, Out Serial using Arduino](#) This example shows how to read an analog input pin, map the result to a range from 0 to 255, and then use that result to set the pulsewidth modulation (PWM) of an output pin to dim or brighten an LED. Circuit image developed using Fritzing..... Listed under: [Projects](#), [PWM Projects](#)



633. [Arduino Sketch Sensor Fade](#) This sketch is used by Exercise: Sensor Fade. Full Source Code The full code is all in one file SensorFade.ino. // SensorFade - read a photosensor and control several LEDs at different brightnesses // // Copyright (c) 2016, Garth Zeglin. All rights reserved. Licensed under the //..... Listed under: [Sensor – Transducer – Detector Projects](#)



634. [DIY Current Sensor – 2.0](#) Hello there! I hope you all are fine and in good health. This instructable is about making your own current sensor that is compatible with Arduino and most other widely popular microcontrollers. This project features a compact design and an all SMD component based circuit..... Listed under: [Sensor – Transducer – Detector Projects](#)




635. [Arduino Sketch Read Accelerometer](#) This sketch is used by Exercise: Read Analog Accelerometer. Full Source Code The full code is all in one file ReadAccelerometer.ino. // ReadAccelerometer - read a 3-axis analog accelerometer and display the results to the serial port // // Copyright (c) 2016, Garth Zeglin. All rights reserved..... Listed under: [Metering – Instrument Projects](#)



636. [MicroBot V1](#) So this is my microbot V1 which is an ESP32 based robot which is powered by a Wemos d32 pro and controlled by Blynk. Its body is a 3D printed square surface that has mounting holes for the same size PCB which is mounted with..... Listed under: [Robotics – Automation Projects](#)



637. [Midi Light Show using Arduino](#) For a class, my teammate and I decided to develop a MIDI based system that has a responsive light for each note played. For example, if you plug our little setup to a keyboard, pending on which note you press, you'll get a specific color..... Listed under: [Projects](#), [Sound – Audio Projects](#)



638. [Arduino Sketch ReadSwitchInput](#) This sketch is used by Exercise: Read Switch Input. Full Source Code The full code is all in one file ReadSwitchInput.ino. // ReadSwitchInput - read a digital input and report its value using the LED and serial monitor // // Copyright (c) 2016, Garth Zeglin. All rights..... Listed under: [LED Projects](#)




639. [Arduino Sketch SoftBlink2](#) This sketch is used by Exercise: Soft Blink. Full Source Code The full code is all in one file SoftBlink2.ino. // SoftBlink2 - fades the onboard LED on and off. // // Copyright (c) 2016, Garth Zeglin. All rights reserved. Licensed under the // terms of the..... Listed under: [LED Projects](#)

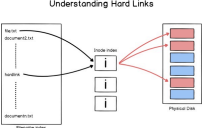


640. [Arduino Audio Sound Level Meter](#) This is add-on of the audio amplifier project result which is introduced in other instructable. (https://www.instructables.com/PC-Speaker-Amplifier/) Usually many types of sound level meters are directly connected with input (or rarely output) signal lines of amplifier. But personally I'm thinking any electrical connections with amplifier circuit..... Listed under: [Sound – Audio Projects](#)


641.




[Piano Metronome](#) This project was conceived of after I examined the types and styles of various off-the-shelf Metronomes. I am currently learning to play the piano and having a Metronome in order to keep time was necessary. I felt sure that I could build one based on..... Listed under: [Sound – Audio Projects](#)
642.




[Arduino Sketch SoftBlink1](#) This sketch is used by Exercise: Soft Blink. Full Source Code The full code is all in one file SoftBlink1.ino. // SoftBlink1 - fades the onboard LED on and off. // // Copyright (c) 2016, Garth Zeglin. All rights reserved. Licensed under the // terms of the..... Listed under: [LED Projects](#)
643.



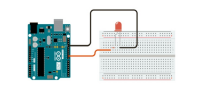
[Arduino Basics: Working One LED](#) I've been encountering lots or Arduino projects but generally most are on intermediate and advanced level and only a few basic instructions on how to start with Arduino. This project I made were actually inspired by this example on the Arduino page, but a much..... Listed under: [Arduino LED Project Ideas](#), [Ideas](#)
644.




[Tweet-a-Pot: Twitter Enabled Coffee Pot using Arduino](#) Like the idea of making coffee on the fly? from your bed? While you're on the bus coming home? Then the Tweet-a-pot is for you! Tweet-a-pot is the next in fancy twitter enabled devices. This coffee pot enables its owner to make a pot of..... Listed under: [Home Automation Project Ideas](#), [Ideas](#)
645.




[Making a Prototype With Arduino \(TIM-01 EYES\)](#) I have been designing and building a robot. It got to the stage where it was time to do a head for it, but before I did the head I needed to design some Eyes for it using the Nokia screens found cheaply on eBay. There..... Listed under: [Development Board – Kits Project Ideas](#)
646.




[Arduino Sketch Fade](#) This is a standard Arduino example sketch, copied here for reference. Full Source Code The full code is all in one file Fade.ino. /* Fade This example shows how to fade an LED on pin 9 using the analogWrite() function. This example code is in the..... Listed under: [LED Projects](#)
647.




[3D Printed Digital Camera](#) This is a 3D printed digital camera that you can build yourself. By making your own digital camera, it takes away some of the mystery around how such devices work, and are fabricated. Also, it allows you to fully customize the camera to your liking..... Listed under: [Video – Camera – Imaging Projects](#)
648.




[Arduino M&M Color Sorter](#) Are you tired of sorting your m&ms by hand? Looking for a silly way to spend your time and 3D printer filament? Then this is the Instructable for you. This is a project that I built for one of my engineering courses, in which we..... Listed under: [Other Projects](#)
649.




[Blink Arduino Sketch](#) This is a standard Arduino example sketch, copied here for reference. Full Source Code The full code is all in one file Blink.ino. /* Blink Turns on an LED on for one second, then off for one second, repeatedly. Most Arduinos have an on-board LED you..... Listed under: [LED Projects](#)
650.



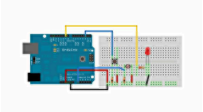
[Acrylic Arduino Prototyping Stand](#) I do a lot of projects with Arduino's and breadboards. Often as I work on a messy workbench, the Arduino or breadboard get jostled and the wires pop out of the headers or the breadboard. To solve this problem, I decided to make a simple..... Listed under: [Ideas](#), [Interfacing\(USB – RS232 – I2c -ISP\) Project Ideas](#)
651.




[Arduino OLED Spectrum Analyzer](#) Image: Today I am make an Arduino OLED Spectrum Analyzer its work with 0 to 3.3v Analog input. This is very smooth and clear Visualization of audio frequencies. This is very important to make an audio spectrum analyser for DVD Music player, iPod, MP3 player..... Listed under: [Other Projects](#)
652.



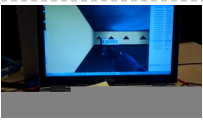
[The LED Strip Jellyfish Costume with Arduino & LPD8806 Led Strips](#) It all started when I saw a BBC documentary in 2002 about deep waters of the ocean. There was a bioluminescent jellyfish in the documentary, probably of the species "ctenophores" that grabbed my attention so in the later years I decided use it as a Halloween costume..... Listed under: [LED Projects](#)
653.




[How to use a while loop to calibrate the value of an analog sensor using Arduino](#) Sometimes you want everything in the program to stop while a given condition is true. You can do this using a while loop. This example shows how to use a while loop to calibrate the value of an analog sensor. In the main loop, the sketch below reads..... Listed under: [Metering – Instrument Projects](#), [Projects](#), [Sensor – Transducer – Detector Projects](#)
654.



[Fainting Goats Are Friends Not Food](#) Project by Ailey Simpson and Peter Ehvert Rooted in biomimetics, this project for Computational Design and Digital Fabrication looks to emulate one of the most useless behaviours seen in the natural world, the Fainting Goat. The robot shown here copies some of the core principals of the..... Listed under: [Other Projects](#)
655.




[Arduino-I3dgecomm – Integrating L3DGEWorld and Arduino](#) L3DGEWorld is a tool for monitoring and interacting with networks and computer systems. Within a 3D world, entities bounce, spin, scale and otherwise change. These entities all represent an entity in another context - be it a server, phone, router or other monitorable device. The..... Listed under: [Interfacing\(USB – RS232 – I2c -ISP\) Projects](#), [Projects](#)
656.




[Mailbox Phone Alert](#) The mailbox phone alert sends you a text whenever you get mail. I remember anxiously checking my mail multiple times a day during the spring of my senior year of high school as I awaited letters back from colleges. Nervously, I would walk up to..... Listed under: [Phone Projects](#)


657.




[Painless WiFi on Arduino](#) Communication with the outside world is a great feature for Arduino Projects and mandatory for many of them. In this instructable, we will, painlessly, create an Arduino WiFi project that allows you to send it commands to turn on/off LED's connected to the Arduino from..... Listed under: [Wifi - Wlan Projects](#)
658.




[Tree Climbing Robot using Arduino](#) After I got comfortable programming and building with an Arduino, I used my newly acquire microcontroller skills to build a robot. Using a microcontroller, four high-torque DC gear motors, spiked legs, a linear actuator, rotation sensors, and 3 L298 H-bridge circuits, this robot can climb..... Listed under: [Projects](#), [Robotics – Automation Projects](#)
659.




[Home Security Smart Clock IoT Emergency App Notification](#) I made a Clock that not only display Time,Date, Temp & Hum but you can send message to the clock via Mobile App (Blynk) from anywhere in the World as long as you are connected to internet. And you can also alert by Pressing Panic Button in..... Listed under: [Clock – Timer Projects](#)
660.




[How to make a XY-plotter with Makeblock](#) Last month, I made a XY-plotter by Makeblock and use it to built a Drawing Robot. This Drawing Robot was built with two Linear Motion Shaft D8x480mm, two Long Beam0824, the timing belt, two stepper motors, two stepper motor driver, and a micro-controller Arduino. You..... Listed under: [Robotics – Automation Projects](#)
661.




[How to Build a Smart House Model](#) Smart House will be the next smartphone. The technology that encompasses a smart house will become the new normal for modern-day homeowners. Smart houses range from basic to advanced depending on the sensors that are installed in the house and the operating system. The ARD-02,..... Listed under: [Other Projects](#)
662.




[Music PlayBox – ITTT](#) HKU Assignment Welcome to my "If This Then That" Project. For this project I made a simple music box where you can play several chords of instruments. You can choose which instrument you want to play (piano/guitar) and which chord you want to play per..... Listed under: [Sound – Audio Project Ideas](#)
663.




[Best RGB LEDs for any project \(WS2812\)](#) When we're working with LEDs, we often like to control their state (on/off), brightness, and color. There are many, many different ways of going about this, but none are as compact a solution as the WS2812 RGB LED. In its tiny 5mm x 5mm..... Listed under: [LED Projects](#)
664.




[Rainbow Led Circuit Sculpture](#) Today I would like to share how to make a sculpture circuit that controls 16 RGB leds using ATTINY85. We can adjust their colors separately according to the colorwheel rule with a touch button. Step 1: Things We Need The main components are as follows:..... Listed under: [LED Projects](#)
665.




[Tiny MatchBox LCD Display – Desktop Decor](#) Have a nice day, in this instructable I'll explain how to make a little decorative display for your desktop. It connects to your PC via USB and you can upload any image you want (240*240 BMP) It uses an Arduino pro micro for the serial..... Listed under: [LCD Projects](#)
666.




[How to Build 8x8x8 LED Cube](#) An 8x8x8 LED cube is a visual treat with 3D effects and patterns. It works on the concept of Persistence of Vision, a feature of the human eye which tricks our brain in to thinking that an object is present permanently at a place if..... Listed under: [LED Projects](#)
667.




[The Dryer Messenger using Arduino](#) The dryer in our house is in an out-of-the-way corner where it's hard to hear the buzzer. When we miss it, the clothes sit in the dryer getting wrinkly, so we start the dryer again, don't hear the buzzer again ... it's an endless cycle..... Listed under: [Home Automation Projects](#), [Projects](#)
668.




[Morse Code lambic Trainer and Decoder](#) In Amateur radio, Morse code is used to send messages using a series of short or long pulses which are heard by the operator as audio beeps. The short beeps are known as dots or dits, and the longer beeps are known as dashes or..... Listed under: [Other Projects](#)
669.




[Sense Magnetic Fields Like a Bird – Sensory Extension Puppet](#) This project will show you how to create a computationally enriched puppet that can detect magnetic fields. The puppet (who I call Compy) has two very sensitive GMR analog magnetic sensors that are located in her beak, these sensors are read by an Arduino Nano..... Listed under: [Sensor – Transducer – Detector Projects](#)
670.



[Using Copper Tape To Create A Digital Selection Pad using Arduino](#) This is partially me sharing this technique, and partially me learning how to use Instructables. If there are issues with my documentation of the technique or my use of Instructables, please let me know in the comments - thanks! I needed a long row of..... Listed under: [Ideas](#), [Interfacing\(USB – RS232 – I2c -ISP\) Project Ideas](#)
671.



[Reverse Engineered Bumper Sensor Campsite Security Alarm](#) This Instructable is to build a very smart, talking campsite security system that is disguised in an owl decoy. Now, this isn't your typical Arduino ultrasonic distance sensing project. Rather, you will learn how to reverse engineer the very inexpensive, but far superior automotive bumper backup..... Listed under: [Security – Safety Projects](#)
672.




[Sense Direction Like a Bird: Sensory Extension Mask](#) In a couple of weeks, some students will visit my lab (Craft Tech Lab) to learn more about wearable technologies. I wanted to build a quick and simple application of a sensor and vibration motors for them to play around with and rough up. While..... Listed under: [Sensor – Transducer – Detector Projects](#)
673.

[Programmable Arduino Remote Control \(PCB\)](#) With this small, palm-sized device, it is possible to remote control your PC or your Smartphone. Or to control your PC and your Smartphone at the same time. And it is freely programmable. You can write programs like: Login to your PC, open and login..... Listed under:




[Arduino Programmer Projects](#)


674.




[FRICTION CALCULATOR – WITH IR LASERS](#) Friction can often seem like a 'boring' force. Something we are all familiar with from a young age, but friction does a lot more than just make objects slow down - although that is a big part of this project. Friction allows the world to..... Listed under: [Calculator Projects](#)
675.




[Sensory Helping Hands: Modular Sensory Augmentation System \(Prototype\)](#) Having made a lot of wearables as an engineer, advisor, and through replication, there's one irritation that I find consistent with a lot of systems (mine included) - components (typically sensors & actuators) can't be maneuvered to the wearer's preferences. To begin to think about..... Listed under: [Sensor – Transducer – Detector Projects](#)
676.




[Otto Robot || Arduino Robot || Simple Arduino Robot](#) Hi, First off all Please subscribe to my youtube channel. This is the simplest Arduino robot. The name of this Arduino robot is Otto Robot. The beginners can build it with simple steps. All codes and library is given on my github page. Let's begin this cut..... Listed under: [Robotics – Automation Projects](#)
677.




[Cheap Expandable Floor Piano](#) I created design to build a big and expandable floor piano (1 to 8 or more octaves) . They were plenty of challenges with this piano. I wanted all bullet ticked: - Cheap - Big but could fit in a car (from 1 to 8..... Listed under: [Sound – Audio Project Ideas](#)
678.




[Hack Computer to Make It Smart!](#) Have you ever wondered why smartphones are called smart-phones? Because they are smart, right? They do some works automatically, smartly. That's the short answer. I was thinking something, even if computers are a lot more powerful than phones, why aren't they smart! For instance, mobile..... Listed under: [Development Board – Kits Projects](#)
679.




[MAXIMIZE THE CAPABILITIES OF ESP-01 ESP8266](#) ESP-01 ESP8266 is a popular and widely used module because of its low-cost, reliability and easily availability in the market. It can be used as a stand-alone device or connected with a microcontroller. The ESP-01 is the smallest ESP8266 module and it has limited I/Os..... Listed under: [Other Projects](#)
680.




[Arduino Barometric Pressure Web Server](#) This example shows how to use SPI communications to read data from a SCP1000 Barometric Pressure sensor, and how to then post that data to the web by using your Arduino/Ethernet Shield combo as a simple web server. Using the Ethernet library, your device will..... Listed under: [Internet – Ethernet – LAN Projects](#), [Projects](#), [Sensor – Transducer – Detector Projects](#)
681.




[NES in a Cartridge using Arduino](#) Have your ever seen any of "Ben Hecks" portable console builds? Well if you haven't, he often uses these Chinese Famicom clone consoles. These cloned consoles are often times refered to as NOAC's, meaning NES On A Chip. They are called this because they are..... Listed under: [Game – Entertainment Project Ideas](#), [Ideas](#)
682.




[Arduino Bluetooth PC Fan Wind Sensor With RemoteXY](#) This projects is a mix of two of my main passions, Arduino and Wind. Here is a simple project that I used this OLD PC fan as a small wind generator to sense the wind speed. Here we are using modified PC fan as a wind speed..... Listed under: [Bluetooth Projects](#)
683.



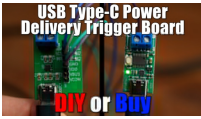
[Create an Internet Connected Pill Dispenser](#) The P.I.L. Box - A Better Medication Reminder System Studies show the consequences of patients not taking medications according to doctor's orders can be serious, especially in older patients.With today's low cost micro-controllers and sensors (and the incentive of the Radio Shack / Instructables Micro..... Listed under: [Internet – Ethernet – LAN Projects](#)
684.




[COD \(Camera on Deck\) – Motion Time Lapse](#) INTRODUCTION Hi. I've built this little device for my HNC project back in the old days (2015). Because I like photography, and my task was to make something using microcontrollers. I've made this little device using Arduino UNO, as this was an ideal board for..... Listed under: [Clock – Timer Projects](#), [Video – Camera – Imaging Projects](#)
685.




[Make an Emoticon Jacket with LCD screen using Arduino](#) Concept: I would like to make a jacket that has a small LCD screen to create subtexts for interpersonal human interaction. The user would use a limited "keyboard" with force sensors and buttons under soft silicone keys to create computer textual subtitles to human interaction..... Listed under: [Arduino LCD Project Ideas](#), [Game – Entertainment Project Ideas](#), [Ideas](#)
686.




[DIY USB Type-C Power Delivery Trigger Board](#) In this video we will have a closer look at a USB Type-C Power Delivery Trigger board. Such boards are used to output 5V, 9V, 12V, 15V or even 20V from a Power Delivery compatible power source. So I will be showing you how such..... Listed under: [Interfacing\(USB – RS232 – I2c -ISP\) Projects](#)
687.



[Create Interactive Electronic Instruments with MaxMSP](#) This Instructable is part 3 in an Intro to MaxMSP series I've just finished teaching atWomen's Audio Mission in San Francisco. Part 1 is an introduction to MaxMSP and MIDI, part 2 is intermediate Max and Audio, and this Instructable is all about interfacing MaxMSP with hardware. I..... Listed under: [Other Projects](#)
688.




[Make another Arduino LCD shield](#) In this tutorial we make an LCD shield for using 20 character by four row LCD modules with Arduino Uno. Updated 18/03/2013 In this article you can follow the process of making another LCD shield for the Arduino Uno or compatible boards. In the past (which explains..... Listed under: [LCD Projects](#), [Projects](#)
689.




[Control Your Computer With a Stepper Motor!](#) In one of my previous Instructables, I showed you how you can use a Stepper motor as a rotary encoder. In this Instructable, let's learn how we can use it to control our computer. So without further ado, let's get started! Step 1: Watch the Video..... Listed under: [Motor Projects](#)


690.




[RGB LED Skate Light](#) I like to go skating every week but I noticed that the my skates weren't cool enough so I decided it was time for some lights! I installed these lights on my Dad's skates as a thank-you present for taking care of the pool for..... Listed under: [LED Projects](#)
691.




[ITTT – Cat Laser](#) Heey my name is Rens Kuilman. For a school project (If This Then That) we had to make something using the Arduino. After a few misses I decided to make a random laser, which I a lazy cat owner could use the get his lazy..... Listed under: [Other Projects](#)
692.




[Arduino controlled window for cat](#) I am submitting this instructable to the Arduino challenge. Please remember to vote! My neighbor had a little problem with his cat. It want's to go out and back inside too frequently. Usually he opens just his kitchen window and let's the cat in/out. Usually..... Listed under: [Home Automation Project Ideas](#), [Ideas](#)
693.




[Homemade Infrared Rangefinder \(Similar to Sharp GP2D120\) using Arduino](#) Here is my instructable on how to construct a pretty simple (for some!) short range infrared rangefinder/range sensor. Infrared rangefinders are very useful in a number of projects. The majority of these come from obstacle detection (in robots) or generally detecting distances! The one shown..... Listed under: [Internet – Ethernet – LAN Projects](#), [Metering – Instrument Projects](#), [Projects](#), [Sensor – Transducer – Detector Projects](#)
694.




[Touch Sensitive Interactive Music Instrument DIY / Windows Version](#) https://youtu.be/_xEfiFxLKto "Sensor Retouch" touch sensitive interactive instrument which allows to play Water, Fruit, Plants and Conductive surfaces as a musical instrument by your touch. All you need is Arduino and few upgraded touch sensitive sensors, i'll teach you how to put together everything and let start playing with your new interactive instrument !..... Listed under: [Sound – Audio Projects](#)
695.




[Alastor "Mad-Eye" Moody Moving Eyeball](#) Before COVID hit my son went to a costume party dressed as Professor Alastor "Mad-Eye" Moody from Harry Potter. I made him a moving eyeball using an Arduino, servo and ping pong ball. Step 1: Parts list Arduino Uno <https://smile.amazon.com/dp/B008GRTSV6> Arduino Case <https://smile.amazon.com/dp/B00HFSWC06> 9-volt Battery Clip <https://smile.amazon.com/dp/B01AXIEDX8> 12g..... Listed under: [Other Projects](#)
696.




[Make your own Enigma Replica](#) EDIT: This Instructable has won Second prize in the 2013 Radio Shack Microcontroller Contest. Thank You to all who voted! This is our very first Instructable and this step by step guide will show you how to build a fully functional electronic replica of the..... Listed under: [Game – Entertainment Projects](#), [LED Projects](#)
697.




[Robotic Eye using Arduino](#) Hello, This time I will show an application of the infrared sensor module with Arduino. This module (composed of a pair of LEDs, a infrared transmitter and a receiver and an IC that generates a frequency modulated) is generally used to detect obstacles in robots..... Listed under: [Ideas](#), [Robotics – Automation Project Ideas](#)
698.




[MIDI Note Player using Arduino](#) This tutorial shows how to play MIDI notes from an Arduino. MIDI, the Musical Instrument Digital Interface, is a useful protocol for controlling synthesizers, sequencers, and other musical devices. MIDI devices are generally grouped in to two broad classes: controllers (i.e. devices that generate MIDI..... Listed under: [Game – Entertainment Projects](#), [Projects](#), [Sound – Audio Projects](#)
699.




[Serial Call and Response with ASCII-encoded output using Arduino](#) This example demonstrates string-based communication from the Arduino board to the computer using a call-and-response (handshaking) method. The sketch sends an ASCII string on startup and repeats that until it gets a serial response from the computer. Then it sends three sensor values as ASCII-encoded..... Listed under: [Interfacing\(USB – RS232 – I2c - ISP\) Projects](#), [Projects](#)
700.




[Arduino Magnetic Board](#) My first meeting with microcontrollers was a few decades ago (you might remember the first Parallax Basic Stamps) but with the Arduino platform it happened more recently, only 6 years ago and although at that time the development boards were quite difficult to find, even..... Listed under: [Development Board – Kits Projects](#)
701.



[Trinity Assembly](#) Hey dudes! Lets build the trinity synt! ! More information about the synth at: www.bastl-instruments.com Before you start: the board solders from both sides and the component goes always above its printed sign so it hides the sign! You should know that there are some..... Listed under: [Other Projects](#)
702.




[12×12 LEDX From Escape From Tarkov](#) Once after Russian EFT community podcast where one of the guests said that expensive items, such as LEDX, should occupy a larger number of the slots in secure containers... It didn't happen in 0.12,6 patch, but it did happened in my workshop. Supplies Things required:..... Listed under: [LED Projects](#), [Sound – Audio Projects](#)
703.




[6 button RGB controller using Arduino](#) In this instructable we will learn how to use 6 buttons to control the color of an RGB LED with the use of an Arduino Micro Controller. This is a fun and easy little project that should take you no more then 20 minutes to..... Listed under: [Ideas](#), [Interfacing\(USB – RS232 – I2c -ISP\) Project Ideas](#)


704.




[Serial Call and Response using Arduino](#) This example demonstrates multi-byte communication from the Arduino board to the computer using a call-and-response (handshaking) method. This sketch sends an ASCII A (byte of value 65) on startup and repeats that until it gets a serial response from the computer. Then it sends three..... Listed under: [Interfacing\(USB – RS232 – I2c -ISP\) Projects](#), [Projects](#)
705.




[Arduino Based Egg Plotter](#) An Egg plotter is an art robot that can draw on spherical shaped objects such as eggs. You could also use this machine to draw on ping pong balls and golf balls. You can use your imagination with the designs you put on it, you..... Listed under: [Other Projects](#)
706.




[A Self-Contained Data Logging Anemometer](#) I love collecting and analyzing data. I also love building electronic gadgets. A year ago when I discovered the Arduino products, I immediately thought, "I'd like to collect environmental data." It was a windy day in Portland, OR, so I decided to capture wind data..... Listed under: [Metering – Instrument Projects](#)
707.




[How to Add an E-Ink Display to Your Project](#) Lots of projects involve monitoring of some kind of data, such as environmental data, often using an Arduino for control. In my case, I wanted to monitor the salt level in my water softener. You might want to access the data over your home network,..... Listed under: [Other Projects](#)
708.




[Calibrating sensor input using Arduino](#) This example demonstrates one technique for calibrating sensor input. The Arduino takes sensor readings for five seconds during the startup, and tracks the highest and lowest values it gets. These sensor readings during the first five seconds of the sketch execution define the minimum and..... Listed under: [Projects](#), [Sensor – Transducer – Detector Projects](#)
709.




[Arduino 4wd robot with ping sensor “J-Bot”](#) Experience Level: Intermediate (requires soldering) Time Required: 3-5 hours depending on experience J-BOT Kit □ Jameco P/N 2140285 Someone mentioned that Jameco needed a robotic mascot. I have always been a tinkerer, especially with radio-controlled electronics and so I volunteered for the chance to design..... Listed under: [Ideas](#), [Robotics – Automation Project Ideas](#)
710.




[Touch Sensitive Interactive Music Instrument DIY / OSX Version](#) “Sensor Retouch” touch sensitive interactive instrument which allows to play Water, Fruit, Plants and Conductive surfaces as a musical instrument by your touch. All you need is Arduino and few upgraded touch sensitive sensors, i'll teach you how to put together everything and let start..... Listed under: [Sensor – Transducer – Detector Projects](#)
711.




[*duino Keg Temp Monitor, or the Quest for the Perfect Pint](#) I was looking for a project that combined my three favorite things - working in my shop, building cool stuff for my bar and of course, drinking beer. After a couple of weeks in the old country drinking "the Guinness", I decided my I'd put a keg..... Listed under: [Temperature Measurement Projects](#)
712.




[Arduino Fingerprint Lock](#) There is a short video for this Arduino fingerprint lock here: http://v.youku.com/v_show/id_XNjlxNzQyNzY4.html I live in a small apartment in Shenzhen with my wife and baby, 5 months old. Sometimes, I need to go out, for example, to go downstairs to buy candy or diapers for my..... Listed under: [Security – Safety Projects](#)
713.




[Electronic Connect Four \(arduino\)](#) Authors: Kelly Bodeman - kbodeman4@gmail.com Jack Whelan - whelanjack11@gmail.com (For more questions contact us at our emails above) Here is a link of a youtube video of our project: Connect Four Video AcknowledgmentsCalifornia Maritime Academy (Marine Engineering Technology) Professor Chang-Siu (ET370 Electronics) The Idea: Connect Four..... Listed under: [Game – Entertainment Projects](#)
714.




[SOCIAL DISTANCING INDICATOR](#) Social distancing indicator is used for many purpose . It is harmless and one of the social services. It will reduce the health issues and society problems. Description SOCIAL DISTANCING INDICATOR DESCRIPTION: For the..... Listed under: [Other Projects](#)
715.




[ORP / pH / Temperature Data Logger](#) As a Water Quality professional working in the drinking water field, I know how important it is to accurately monitor the disinfectant levels in the drinking water that gets served to the public. Usually, that means taking weekly grab samples in the distribution system and..... Listed under: [Sensor – Transducer – Detector Project Ideas](#)
716.




[Tobias – Arduino Music Box With TVout](#) First of all, let me introduce Tobias, my girlfriend's giant teddy bear, who is the inspiration for this project. Tobias has a personality, built up over time while we jokingly wonder in our minds what he does while she's away at work. The project was..... Listed under: [Sound – Audio Projects](#)
717.



[Arduino Cyclone Game](#) I have never played the real cyclone arcade game but I like the idea to play with our reaction time. I designed a miniaturized game. It consists in 32 LEDs forming a circle, the LEDs lights up one by one as a led chaser. The..... Listed under: [Game – Entertainment Projects](#)
718.





[Portable Fine Particle Measurement](#) The objective of this project is to measure air quality by measuring the quantity of fine particles. Thanks to its portability, it will be possible to carry out measurements at home or on the move. Air quality and fine particles: Particulate matter (PM) is generally..... Listed under: [Temperature Measurement Projects](#)
719.





[Particle Photon IoT Personal Weather Station](#) Supplies Particle Photon[OPTIONAL] 2.4GHz u.FL antennaSparkFun OpenLogSparkFun Photon Weather ShieldSparkFun Weather MetersDallas DS18B20 Waterproof Temperature SensorSparkFun Soil Moisture SensorSparkFun Qwiic


VEML6075 UV Light Sensor3.5W solar panelSparkFun Sunny BuddyCustom 3D Modelled Stevenson ScreenA soldering kitA bunch of single-core jumper wireA 2-pin screw terminalSome male and female..... Listed under: [Other Projects](#)


- 


720. [Tetrahedral LED Hat \(Deichkind Style\) V1](#) Do you know the German music band Deichkind? Well, I am a big fan of them and have been to several concerts. As part of their stage shows this band wears tetrahedral hats, full of LEDs. Already at the first concert more than 10 years ago..... Listed under: [LED Projects](#)
- 


721. [Power Timer With Arduino and Rotary Encoder](#) This Power Timer is based on the timer presented at: <https://www.instructables.com/id/Timer-With-Arduin...> A power supply module and an SSR (solid state relay) were attached to it. Power loads of up to 1KW can be operated and with minimal changes the load power can be increased. The..... Listed under: [Clock – Timer Projects](#)
- 


722. [Wall-e, an Obstacle Avoiding Robot](#) <https://youtu.be/MDWsgSw9pog> It's not Wall-e, But it looks like Wall-e a bit. In this Instructable, I'm going to show how you can make a simple obstacle avoiding robot using Arduino in a very simple manner. learn to interface a servo motor and ultrasonic sensor with Arduino..... Listed under: [Robotics – Automation Projects](#)
- 


723. [TWO WHEELS CRAZY RC CAR](#) About two years ago, I carried out a project involving a 2 wheel self-balancing robot from broken toy car. After upgrading it to new version, this broken toy car was left in my warehouse and I intended that someday I would make it operating again..... Listed under: [Other Projects](#)
- 


724. [Non-Contact Hand Washing With LED Timer Displays](#) Washing should be done even without the presence of the COVID-19 pandemic. Appropriate washing can prevent the transmission of diarrheal infections and other person-to-person illnesses. For personal health, it is quite useful to follow CDC guidelines on hand washing whenever one returns from being out..... Listed under: [LED Projects](#)
- 


725. [Temperature Sensor for Arduino Applied for COVID 19](#) The temperature sensor for Arduino is a fundamental element when we want to measure the temperature of a processor of the human body. The temperature sensor with Arduino must be in contact or close to receive and measure the heat level. That's how thermometers work..... Listed under: [Sensor – Transducer – Detector Projects](#)
- 


726. [Strive for Five: Arduino 5-Minute Classroom Exit Timer](#) Are you a teacher? Do your students leave your classroom and stay out too long? Are you tired of trying to keep track of whether someone is out of the room and how long he/she has been out? If so, then the the Strive For..... Listed under: [Clock – Timer Projects](#)
- 


727. [LED Skateboard Rubiks Cube](#) This project uses LED lights controlled by an accelerometer and gyroscope to challenge your skateboarding creativity. The LED lights change according to what trick is being performed. For example, a shuvit (180-degree yaw rotation) changes the lights blue. a kickflip (360-degree roll) changes the color..... Listed under: [Game – Entertainment Projects](#), [LED Projects](#)
- 


728. [DIY Non Contact IR Thermometer V1.0](#) Currently, we are chasing an invisible monster named Corona Virus (COVID-19) and we are going through the biggest health crisis in our time due to a sharp increase in infection cases. One of the main symptoms of the COVID-19 infected person is an increase in..... Listed under: [Temperature Measurement Projects](#)
- 


729. [Sonic Illustrations](#) Sonic Illustrations was technically born around 2013. Back then I started a little experiment in my bedroom which also served as my workshop. I used the bass reflex speaker of my computer setup, put some clingwrap over it, poured some ecoline on the top of it,..... Listed under: [Other Projects](#)
- 

730. [DIY Studio Light/ Light Box](#) Hey Everyone what's up. This is my DIY Studio Light Project <https://youtu.be/AfNryfsIxTc> Which basically is a do-it-yourself studio light that is made from a custom 3D Printed body and a custom PCB which were both provided by PCBWay. Question Is it better to Buy an..... Listed under: [How To – DIY – Projects](#)
- 

731. [RoboCat: a Pet Without the Mess](#) This will not be a tutorial, just me reflecting on the process and sharing it! Welcome to RoboCat, a cute pet without the mess! The RoboCat responds to any sounds above a certain range and if you press the red button you can give him..... Listed under: [Robotics – Automation Projects](#)
- 

732. [ITTT – Project Distance – Jurre De Groot 1D](#) HKU Assignment Hello all!Welcome to my HKU ITTT - "If This Than That" Project. For this assignment I created a simple eye test. The Distance Measuring Eye will give you a score based on the distance away from the eye. In this Instructable I will show you my thought..... Listed under: [Temperature Measurement Projects](#)
- 


733. [Multicolored Light-Up Countdown Timer for Studying](#) For this project, I wanted to make something that would aid me while studying, so I made a custom timer to use for the Pomodoro Technique. This study technique involves allocating 25 minutes of uninterrupted focus to work/study, followed by a 5-minute break. I wanted a..... Listed under: [Clock – Timer Projects](#)
- 

734. [Show CO2 Historical Level Curve With ESP32](#) Once I had made a project about the CO2 monitor that had such a problem. The displayed value changes too frequently and fluctuates greatly, which makes it impossible for me to accurately judge the CO2 level. I have a point to make it better now—record..... Listed under: [Other Projects](#)
- 

735. [Ultrasonic Mono Pulse Tracker](#) This project demonstrates the functioning of an "Ultrasonic Mono-pulse Tracker" built using two Grove ultrasonic sensors. Two sensors facing forward at a small angle from each other are placed on a servo pedestal capable of rotating +/- 60 degrees based on commands from an Arduino UNO..... Listed under: [Other Projects](#)
736. [DIY Laser People Counter](#) Let's start of with a question: What is a people counter? Well, it is a device, that counts the amount of people passing by. They are usually placed in doorways and can be used to see how many people are in a room or..... Listed under: [How To – DIY – Projects](#)



737.



[Low-tech and High-tech POV \(Persistence of Vision\)](#) Persistence of vision is an optical illusion. When we look at an object, our eyes keep seeing an image of it for a fraction of a second after the object is removed. If several images appear quickly after each other, they seem to merge. My..... Listed under: [Other Projects](#)



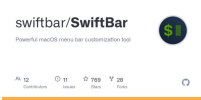
738.

[Contactless Switchboard](#) <https://youtu.be/o9go2oERWaQ> This is a prototype version of the contactless switchboard which helps to control the appliances (AC appliances can be controlled through relays) without touching the actual switches. This can be used in public places like malls, hospitals, etc. In this pandemic time such device..... Listed under: [LED Projects](#)



739.

[AUTOMATIC WATER TAP](#) Greetings everybody! We hope you are in good health. In this Instructable, we will be converting a manual water tap into an automatic one using an Arduino. We will use an Infrared sensor to detect the presence of a human hand and a solenoid valve..... Listed under: [Other Projects](#)




740.

[Bidirectional Zoom Mute Button](#) <https://youtu.be/tfPAHNXUp20> We're spending the majority of our time on Zoom today, and yet we still keep forgetting to mute/unmute and embarrassing ourselves. Sure, the Zoom UI is far from perfect, but as makers, we should be solving our own problems ourselves instead of blaming it..... Listed under: [How To – DIY – Projects](#)




741.

[Personalized Professional Weather Station DIY, LineaMeteoStazione V2.0! Using EZSBC Boards ESP32, ESP8266, Attiny85](#) LineaMeteoStazione, in the improved version, is a complete weather station solar powered which can be interfaced with professional sensors from Sensirion as well as some Davis Instrument component (Rain Gauge, Anemometer) It also can be interfaced with a less expensive set of anemometer and rain..... Listed under: [How To – DIY – Projects](#)



742.

[Tunnel Book With Pinoo](#) <https://youtu.be/nxLPUPADWy0> Purpose of the Project: Creating a tunnel book with a light sensor (LDR) and led module using the Pinoo Control Card. Duration: 2 lessons Age Group: 7 years and older Set Used: Pinoo Basic Set Benefits: • Learns to code Pinoo control card • Learns to code the..... Listed under: [Sound – Audio Project Ideas](#)




743.

[Zoetrope With Pinoo](#) <https://youtu.be/sIY7vYLaDoo> Purpose of the Project: To create a Zoetrope system with the button module and DC motor using the Pinoo control card. Duration: 2 lessons Age Group: 9 years and older Set Used: Pinoo Full Set Benefits: • Learns to code Pinoo control card • Learns to code the..... Listed under: [Sound – Audio Project Ideas](#)



744.

[Arduino/Unity Car Driving Experience](#) Idea behind project Hi, I am a 12-year-old kid who loves electronics, coding, space, and building. I remember, on my 10th birthday, I began sitting in the front seat of our car, and I loved it. Not only did I not get car sick, but..... Listed under: [Car Projects](#)



745.

[Contact Digital Thermometer With Deep Sleep \[Attiny85\]](#) This might seem totally useless, considering how advance current technology can be and you might even be like "Tsk! a Thermometer?" But there is a lot of experiment based on temperature (water temperature, room temperature, etc) so digital thermometer becomes a key instrument for temperature..... Listed under: [Temperature Measurement Projects](#)



746.

[Hack Wrist Watch LCD With Arduino || D-type LCD || Arduino Digital Watch|| Vishal Soni](#) https://youtu.be/_IHsXlv9sZ8 Please subscribe to my YouTube channel. In this tutorial we will hack our old school digital watch which is no longer working now. So let's fix the watch Control it's LCD display which is known as D-type LCD display. Step 1: Open the Watch Take the..... Listed under: [Clock – Timer Projects](#)



747.

[Automatic Soap Dispenser With Hand Wash Timer](#) This project I wanted to build a better and more full-featured version of my present automatic soap dispenser. Automatic Soap Dispenser V1.0 This one can be improved a lot, and you left excellent suggestions in the video comments which I would like to incorporate in..... Listed under: [Clock – Timer Projects](#)



748.

[Improved Artwork Clock](#) Want to improved some piece of artwork? Surprise your friends by showing day time through it! You will find in this instructables the way of making the same clock I did, it can totally be improved with strip leds, 3d printed supports, painting skill and..... Listed under: [Clock – Timer Projects](#)



749.

[SIMON SAYS BOX](#) Authors: Jackelyn Garcia- JGarcia8710@csum.edu Hector Villalobos- HVillalobos7936@csum.edu Allan Hambly- AHambly1472@csum.edu (For more questions contact us at our emails above) Here is the YouTube video for our project: https://youtu.be/_aWIVS0qf_Q Acknowledgements: California Maritime Academy (ET Department) Professor Chang-Siu Erin Cole Gage Sturgeon Jack Whelan The Idea: The..... Listed under: [LCD Projects](#)




750.

[IMU Controlled LED Cube \(Simon Says\)](#) Authors: Bella Lax Tianle Zhai Alex Clark With Help and Thanks To: Professor Chang-Siu (ET-370) Professor Clyatt (ET-370L) Erin Cole Cal Maritime Project Abstract: This new take on the classic Simon Says game utilized a motion processing unit and the six faces of a cube..... Listed under: [LED Projects](#)

751.

[Gesture Sensing E-textiles](#) After playing around with Freetouch to make a knitted fabric switch, it was found that the sensor reading varied depending on the type of interactions. For example, prodding the fabric resulted in a much lower sensor reading than grabbing the fabric. Based on this observation,..... Listed



under: [Sensor – Transducer – Detector Projects](#)



752. [Stone-Paper-Scissors Game With Pinoo](#) <https://youtu.be/J32Z-YdQCFs> Purpose of the Project: Creating a rock-paper-scissors game with a servo motor module, joystick module, module with lcd (I2c) and distance sensor using the Pinoo control card. Duration: 2 lessons Age Group: 7 years and older Pinoo Set: Maker Set, Full Set. Benefits: • Learns to code Pinoo..... Listed under: [Game – Entertainment Projects](#)



753. [Memory Lamp](#) [Intro] This product can you a way to keep your memory in a self-made frame, combining with a lamb decorated by yourself, increasing the visibility and exposure of the image being kept in the memory lamp, creating your own unique memory. Features of..... Listed under: [Memory – Storage Project Ideas](#)




754. [Glowing Garden](#) For this project, I wanted to create an interaction that would seamlessly combine the natural and the digital to make a cohesive project which sparked wondering and curiosity. I was inspired by the idea of a fairy garden and wanted to make a plant that..... Listed under: [Sensor – Transducer – Detector Projects](#)




755. [DIY Robot Head Made Out of RGB LED Lights](#) In this instructable, you will be taught how to make a decorative robot head light by using RGB LED lights to create a visual effect in the robot's mouth, the lights can shine brightly colored rainbow lights back and forth, almost as if the robot..... Listed under: [Robotics – Automation Projects](#)




756. [Simple Arcade Button Ideas for Your Projects](#) One thing that I've always needed for my projects is a simple form of input and output. At first, it was a simple push button and an led on a breadboard. The breadboard mounted buttons are inconvenient. So I created a 3D printed stand to..... Listed under: [Ideas](#)



757. [Social Distancing Robot](#) This instructable was created in fulfillment of the project requirement of the Make course at the University of South Florida (www.makecourse.com). The Social Distancing Robot is a robot concerned with its health in the midst of the current pandemic. It has an RGB LED to..... Listed under: [Robotics – Automation Projects](#)



758. [Kid's Control Panel With Arduino\(s\)](#) Since getting an Arduino starter kit I was wondering what to make of all those fancy buttons, shiny LEDs, touchscreen LCD displays... I was thinking about weather station, but I was told that in the maker's world, weather station is like a "Hello World" app..... Listed under: [Other Projects](#)



759. [COVID-safe Useless Box](#) This instructable was created in fulfillment of the project requirement of the Makecourse at the University of South Florida (www.makecourse.com) Supplies One (1) Arduino Uno One (1) Adafruit 16-Channel 12-bit PWM/Servo Driver - I2C interface - PCA9685 Two (2) MG995 Metal Gear Servo One (1)..... Listed under: [Security – Safety Projects](#)




760. [Measuring the Boiling Point of Liquefied Gases Using Arduino and PhyPhox](#) A substance that is in a liquid state is constantly evaporating or passing into the gaseous state (depending on the intermolecular forces and temperature). The pressure exerted by the gaseous molecules produced in this process is known as vapor pressure. The vapor pressure depends on..... Listed under: [Temperature Measurement Projects](#)



761. [A Shuttle Mission Control Mock-Up for Kids](#) A Mission Control Center for children was constructed to manage a pretend launch of the space shuttle. I wanted to play-out the make believe mission with nothing but LED lamps to tell the story; both 7-segment displays and graphic displays with LED lights strategically mounted..... Listed under: [Other Projects](#)




762. [ESP32 CAM WEB Server and Getting Started Guide](#) This Instructables is all about setting up ESP32 CAM Webserver. The goal here is to connect ESP32 CAM with FTDI Module and program it with the CAM WEB SERVER sketch which will allow us to monitor the camera feed via a web app. The Next..... Listed under: [Video – Camera – Imaging Projects](#)




763. [Tom the Tortoise Thief](#) I had 8 small and really old servos, as well as an ESP32 that was soldered onto a copper stripboard. I therefore decided to make a walking quadruped that would have something sticky on it's stomach, allowing it to pick things up secretly when it..... Listed under: [Other Projects](#)

764. [Wizard Chess](#) Wizard Chess is a form of chess originally invented by J.K. Rowling in Harry Potter and the Sorcerer's Stone. The characters give verbal commands to the chess pieces and they move by magic. Seems impossible right? Not anymore! Using an Arduino Uno, along with an XY..... Listed under: [Game – Entertainment Projects](#)




765.



[Machine Learning With the Arduino: Air Quality Prediction](#) [Learning With the Arduino: Air Quality Prediction](#) Air Quality Prediction is a project that balances Arduino development and Machine Learning. I have always found the world of machine learning captivating but was never able to run models on real-time data. Arduinos provide the solution with a vast array of sensors supported on..... Listed under: [Sensor – Transducer – Detector Projects](#)




766.



[DIY Solar Panel Monitoring System – V1.0](#) A few months back, I have installed a small-scale Off-Grid Solar System. I am always very curious to see the performance of my solar PV system, and the good news is that the charge controller that I am using has its own local display for..... Listed under: [How To – DIY – Projects](#)




767.



[Useless Box](#) Interested in making a useless box? Building this project was a really fun experience for me. Having very little prior knowledge about circuits, making this simple gadget was a great introduction to circuits for me. And, it's really fun to play with once completed! This..... Listed under: [Motor Projects](#)



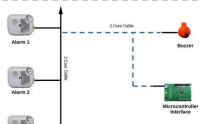
768.



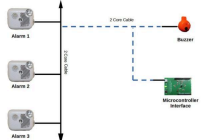
[Neo Pixel Tic Tac Toe \(Arduino Uno\)](#) Tic Tac Toe is a two player game in which the players compete to get 3 pieces in a row. In this project we constructed a Tic Tac Toe game using a number pad and neo pixels as pieces. This results in a portable Tic..... Listed under: [LED Projects](#)




770.




[Remote Smoke Alarm Buzzer & Microcontroller Interface](#) Add a remote buzzer to Smoke Alarms that are too far away be heard. Also add an optional Microcontroller interface e.g. Arduino. This document describes how to: Modify an escape-light type smoke alarm to sound a remote buzzerCreate the buzzer moduleCreate a microcontroller alarm interface..... Listed under: [Battery Projects](#)




771.



[The CelloBot \(Robot Design Controlled by an Arduino Uno\)](#) Hello, I'm Andre and this is how you can build and design your own robot with dancing features. This robot was designed as a team project for my junior design class at Georgia Tech. The entire system is completely controlled by an Arduino Uno microcontroller,..... Listed under: [Robotics – Automation Projects](#)




772.



[DIY Arduino Smart Digital Scale | ESP8266 + HX711](#) Hello to everyone, today I am here to show you a very interesting project that I was working on for a while, it consists on a digital scale using the ESP-12S microcontroller plus a load cell and it HX711 wheatstone bridge to i2c converter, it..... Listed under: [How To – DIY – Projects](#)




773.




[Wearing Your Heart on Your Sleeve](#) There are many smart devices available to us that are able to detect our heart rate and other bio data by using a method called photoplethysmography (PPG), a concept of how blood is able to reflect red light while absorbing green light. The device can..... Listed under: [Sensor – Transducer – Detector Projects](#)




774.




[Pulse Oximeter and Heart Rate Monitor](#) Arduinos are incredibly useful tools for all sorts of projects. Given the current COVID-19 pandemic, having easy, fast, cheap, and reliable access to health information is more important than ever. While an Arduino might not be the tool of choice for proper medical applications, we..... Listed under: [Other Projects](#)




775.



[Chore Tracker](#) Chore Tracker is a device used to help motivate you to do your chores, and manage your time. Each week, Chore Tracker gives you a goal to complete five chores of your choice. It will set a timer for you to stay on track and..... Listed under: [Other Projects](#)




776.




[STONE HMI and Arduino + Physical Therapy Instrument](#) Today is Friday, January 29, 2021, control of the COVID-19 in Beijing is also promoting the "New Year in place", family said the Spring Festival can not visit each other, or each person is fined 1500. It seems to go out as little as possible,..... Listed under: [Metering – Instrument Projects](#)



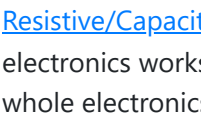
777.



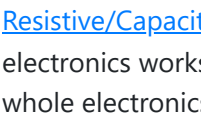
[Don't Make Me Choose – a Randomized Light Wheel](#) So much of our lives is spent making choices. Cut down on that time by making your own "Don't Make Me Choose" project. This project uses the lights on a Circuit Playground to point to a specific item you have listed on the whiteboard. This..... Listed under: [Arduino Battery Project Ideas](#)



778.




[Resistive/Capacitive Sensing Tester \(For E-textiles Soft Sensors and More\)](#) A handy-dandy portable device for testing e-textile sensors on the fly. Sometimes your electronics workspace and your textiles workspace are not the same places. You want to make multiple samples and test them, but then you have to carry your whole electronics prototyping kit (laptop,..... Listed under: [Sensor – Transducer – Detector Projects](#)





779.



[Over Engineered True Random Value Generator](#) Random numbers are often used in daily for example in encryption, gambling, gaming and much more. These numbers are generated by computers using complex algorithm but it can be predicated if we know the seed value and the algorithm. So this is my attempt to..... Listed under: [Other Projects](#)




780.

[IoT Temperature and Humidity Sensors](#) About a year ago, I felt like some rooms in my house were colder than other ones. I wanted to check for sure, so I built a few temperature and humidity sensors connected to my phone via wifi, and dispersed them in my house. I..... Listed under: [Temperature Measurement Projects](#)



781.

[Automate Push Up Routine With ESP8266](#) For most of us during lock down, we have been practicing a lot of exercises. Either its some stretching or some muscle building exercises. But one issue that I have faced personally is keeping track of my workouts. I was unable to see my progress..... Listed under: [Other Projects](#)



782.

[Smartphone LED Controller Using Bluetooth With Own Application](#) Hello friends welcome back to "Techno-E-Solution" In this video I'll be going to show you an interesting project "Smartphone controlled LED Using Arduino & Bluetooth with Own developed Application", I developed this application on kodular app making platform. In this project, we control the LED..... Listed under: [Phone Projects](#)



783.

[DIY Wireless Pi Table Decor](#) Going through the Instructables website, I came across this fascinating "Pi Day Speed Challenge" contest. I decided to take part in the contest, as a challenge to myself of how creative and innovative can I be. As I'm not good as a cook, I did..... Listed under: [How To – DIY – Projects](#)



784.

[Getting Started With ESP-MESH and 8266 -8266](#) Introduction ESP-MESH is a networking protocol built on the top of the Wi-Fi protocol. ESP-MESH allows numerous devices (generally referred as nodes) spread over a large physical area to be interconnected under a single WLAN. ESP-MESH allows multiple nodes to communicate with each other under..... Listed under: [Other Projects](#)



785.

[Make Your Own Arduino AC Dimmer | Drive Motors & Lights](#) Hi every one, here Chris, and I want to show you how I made my own Arduino AC dimmer that can control AC loads such as motors and lights easily. It has the power to handle 1200+ Watts and It's a very nice project for..... Listed under: [Motor Projects](#)



786.

[Never Lose Your Phone Again](#) Who hasn't ever left his phone on a spot and realised they had lost it too late? Anonimoconhache present you the solution: Don't Lose Me. With this amazing gadget you will never lose your phone again. Whenever you are too far away from your phone..... Listed under: [Phone Projects](#)



787.

[RC Strandbeest](#) (This instructable was created in fulfillment of the project requirement of the Makecourse at the University of South Florida (www.makecourse.com).) Inspired by the Wind powered machines built by "Theo Janse" I've come up with a design of my own, but with a twist. This design..... Listed under: [Motor Projects](#)




788.

[Open Grow Light](#) Exactly a year ago (February 2020), James' wife wanted to expand her plant growing setup in the house. This included a bigger, larger, taller plant growing area AND the need for more lighting. BINGO! The seed for the Idea was planted. After an exhaustive market..... Listed under: [LED Projects](#)




789.

[Predator Count Down Box](#) This is a count down timer with some flair! This project was made as part of an assignment for an online engineering course. The purpose was to have a timer with a set time which would then prompt the user to some action. The timer..... Listed under: [Other Projects](#)




790.

[Carnival Lights Game](#) Welcome to an Arduino beginner project. It's a simplification of my previous instructable; it's designed to be easier to reproduce. This is a timing minigame where the active light moves back and forth across a row of lights in order. When the button is pressed the..... Listed under: [Game – Entertainment Projects](#)



791.

[Toy Camera Using ESP32 + OV2640 Camera and 3.5" TFT Touchscreen](#) https://youtu.be/G_ur5BdAAoE This project is for educational purposes. I made this for teaching engineering classes for my kids. It helps to describes how the camera works. It consists of three main parts : Brain : the microcontrollerInput : camera moduleOutput : TFT display That parts are..... Listed under: [Video – Camera – Imaging Projects](#)



792.


[Ultrasonic Occupancy Counter \(2-way\)](#) https://youtu.be/Ncsu_gZS-ql This simple Arduino project can be placed in the doorway of a shop or other venue to count the number of people inside. Limiting the number of people inside a space can help to maintain social distancing. A demonstration of this project can be..... Listed under: [Other Projects](#)

793.


[Automatic Arduino Pet Feeder – 3D Printed \(With Stepper Motor\)](#) Hi guys, I made an automatic 3D Printed Pet Feeder (or just dispenser, but I use it to feed my dog). I 3D modelled all that project. U can print it by yourself. All parts are down there. Basically how it works, is u type..... Listed under: [Motor Projects](#)



794.



[How to Make Smart Obstacle Avoiding Robot Using Arduino Uno](#) https://youtu.be/tnwTlMyOL_8 Hi guys. In this instructable, I will teach you how to build an obstacle avoiding robot. The robot will be a small and simple 2-wheeled car which will move forward until it detects an obstacle in its path. Upon doing so, it will stop,..... Listed under: [Other Projects](#)



795.

[Tree Tidy – a Functional Desktop Decoration \(Prototype Build\)](#) Everyone loves a good desktop decoration. We can also agree that keeping our desks clean is great. So why not combine both? In this Instructable I'll show you how to make a desktop item that combines aesthetics and cleanliness to create (in my very biased..... Listed under: [Other Projects](#)



796.

[Arduino Basics With Night Light](#) Recently I have been playing around with Arduino. Arduino is really cool and is a great way to learn electronics. In this Instructable I will teach you the basics of Arduino including: LED'sButtonsPotentiometersResistorsTinkercadAnd a project with this knowledge. Step 1: The Board The controller can..... Listed under: [LED Projects](#)



797.

[Flappy Bird Game Using Arduino & LCD Display](#) Hello friends welcome back to "Techno-E-solution" in this article I'll show you how to make "Flappy bird game using arduino Uno & LCD display". This is beginners level project, if board at home & if you want fun with arduino let's make this game. This..... Listed under: [Game – Entertainment Projects](#)



798.

[Solar Powered WiFi Weather Station V3.0](#) In this Instructable, we will learn how to make a Solar-powered wireless weather station by using an ESP32 Wifi Module and few common weather sensors available in the market. The weather station is fully solar-powered, so no need to worry about the external power supply..... Listed under: [Wifi - Wlan Projects](#)



799.

[Automatic Arduino Powered Camera Slider With Pan and Tilt](#) Are you fed up of shaky footage that ruins your video? In this Instructable I attempt to address this issue by building my own automated camera slider. I used the power of CAD and digital fabrication to create a robust gantry system that rolls along..... Listed under: [Arduino Video – Camera – Imaging Project Ideas](#)



800.

[Visualizing Chaos With the Double Pendulum](#) We enjoy having an ordered, methodical and efficient lifestyle, however, more recently we have acquired a taste for the disorganized, topsy-turvy, chaotic lifestyle. Which is why, in this Instructable we attempt to address our new found love for chaos by building a simple machine to..... Listed under: [Other Projects](#)




801.

[Automatic Toilet Flusher \(Reduce Touch, Reduce COVID-19 Infection\)](#) The place most of us like to see a hands-free toilet flusher is in public washrooms. It will be a welcome convenience – no-one wants to touch a public toilet! In this COVID-19 pandemic touching the flush button in a public toilet is risky also..... Listed under: [Security – Safety Projects](#)




802.

[Open Theremin From Scratch: Building a PCB From Open Source Plans](#) <https://youtu.be/CKgfZY-ZhTc> This Instructable shows the steps I took to build my own open source theremin (Open Theremin) when there was none available to buy online. The lovely thing about open source is that the plans are freely available to make and modify. A theremin is..... Listed under: [Other Projects](#)



803.

[JCB Machine](#) JCB Machine is very popular because it is heavy-duty construction equipment in the civil industry. JCB is also known as the backhoe loader. It can be used to load or unload the trucks very quickly. It is used for the construction of roads, loading and..... Listed under: [CNC Machines Projects](#)



804.

[Portable Portrait Painter](#) Introduction There are probably over one-hundred Arduino based plotting machines on the internet with instructions available on how to make them. What makes this one unique (as far as I know), is the inbuilt camera and screen. Other plotters must be connected to a computer..... Listed under: [Other Projects](#)




805.

[Let Your Plant Talk](#) In Today's Tutorial, we will learn how to make our plant talk using Arduino nano with the MP3 player module. Basically, we will connect 3 sensors to the Arduino module: LDR Sensor. Capacitive Moisture sensor. DHT22 Temperature and humidity sensor. We will read the sensors..... Listed under: [Other Projects](#)



806.

[How to Teach an Online Circuits Class With Tinkercad](#) <https://youtu.be/50I3fREv0Qo> You probably know Tinkercad for the beginner friendly 3D CAD program, but it also includes a circuit + Arduino simulator that runs in your web browser! I've used Tinkercad for both in-person and online college-level classes and for introductory makerspace workshops. In this Instructable I'll not only..... Listed under: [Other Projects](#)



807.


[Portable Auto Height Adjust Stand for Multipurpose](#) Height is a major concern in public places. Kids affected more in public places due to height problem. The problem places due to height concerns are 1) First place is school from kg kids to High school kids, so lot of height variation so using..... Listed under: [Other Projects](#)




808.

[Timer With TM1637 and Arduino](#) This timer is useful in both domestic and industrial applications. It is a countdown timer programmable in the range of 1s 9999s. During this time, the load is powered by a relay on the board. For repeated timings, it is possible to memorize the..... Listed under: [Clock – Timer Projects](#)


809.




[Smart Pull-Up Bar](#) Hello friends! My name is Nikolas and I am 15 years old. Today in this Instructable I'll show you how to make a Smart Pull-Up Bar which, when you start doing Pull-Ups or Chin-Ups starts playing music in order to keep you motivated and after exercising for..... Listed under: [Other Projects](#)
810.



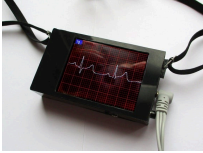
[Autonomous Basil Farm With Robot Arm!](#) Growing basil is great, but do you know what's even better? Having an autonomous basil farm! As the saying goes: "never spend ten minutes doing something by hand, when you could spend 10 hours failing to automate it". Although I may be bad at gardening,..... Listed under: [Robotics – Automation Projects](#)
811.




[STOP Face Touching Device](#) Why do you want to stop touching since it is part of our human nature? Well, it is all because of the virus floating around. Health officials keep telling the public to stop touching faces when they couldn't help. So I decided to use some technology to..... Listed under: [Sensor – Transducer – Detector Projects](#)
812.




[DIY Game Controller](#) Hey everyone what's up... so this is my DIY Game controller. It uses an Arduino Pro Micro which runs with HID Function, this is actually the second version of my previous game controller which had buttons but this one has two joysticks. unlike the previous..... Listed under: [Game – Entertainment Projects](#)
813.




[ECG Display With Arduino](#) This ECG (Electrocardiogram) unit has an integrated display. The display can show individual heart beats in a large format, the train of heart beats in a small format and a Poincaré plot. It is battery powered and can be worn round your neck on a lanyard. It..... Listed under: [Other Projects](#)
814.




[Making an Alarm Clock That Asks Questions Randomly](#) Do you usually have trouble getting up? Set more than a dozen alarm clocks in the morning, but still can't wake up and turn them off in a daze. When you waking up and find out that you are late, and then you blame the..... Listed under: [Clock – Timer Projects](#)
815.




[TClock – Tissue Box Clock](#) In this Instructable I will show you how you can convert an empty tissue box into a cool Arduino based clock that can show the time, date, current temperature & humidity in the room. If you like this Instructable consider voting for it in theTrash..... Listed under: [Clock – Timer Projects](#)
816.




[Arduino LED Night Lights With Switch to Turn on and Off](#) The design was inspired by a product that is also presented on Instructable called "Arduino Basics with Night Light" (<https://www.instructables.com/Arduino-Basics-With-...>). Originally, the device is only allowed to change the LED lights by pushing down a button; after adding the codes and circuits (added: a speaker..... Listed under: [LED Projects](#)
817.




[Wireless Mood Meter](#) Suppose your mood changes so fast that people can't cope up with it. You feel sad but people do something that makes you more sad. If only they knew what you are feeling right now!Behold, I present you the Wireless Mood Swing Meter!! Place it..... Listed under: [Metering – Instrument Projects](#)
818.




[Arduino 8 Key Tinfoil Piano](#) In this Instructables tutorial, I will teach you how to make a simple 8 key piano with your Arduino. Supplies: Arduino Board Breadboard 10MΩ Resistor*8 Arduino mini box speaker Wires/Jumpers Tape Cardboard Tinfoil (optional) Hot glue gun Step 1: Gather Supplies Here is what you'll..... Listed under: [Sound – Audio Project Ideas](#)
819.




[Arduino Snake LED Game](#) In a previous project we created an interactive coffee table, which lit up leds under an object. In this project, we reuse that table to create a snake game from the 2D matrix of LEDs. If some parts of the project are unclear, it may be..... Listed under: [Game – Entertainment Project Ideas](#)
820.




[Delayed Dog Feeder](#) For our second project, I wanted to make something that I am going to be able to use in my day to day life. When I have to leave during awkward mealtime hours, it's important for my dog to maintain a consistent eating schedule, and..... Listed under: [Other Projects](#)
821.




[Arduino Volume Control](#) ArduinoUNO with volume control, pause/play button, and LCD display: This tutorial will show you how to set up an arduinoUNO to produce a tone through standard earphones, with volume control via potentiometer, with visual volume display via LCD, with pause/play button. Step 1: Pieces, Parts..... Listed under: [Other Projects](#)
822.



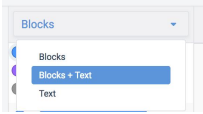
[SafeT-Park System](#) This device will help protect parking structures by implementing three safety concepts into an IOT device. Automated emergency response system, in the case of parking structure fires Integrated temperature and altitude sensor to pinpoint the location of the fire Activated pressure system to mitigate radiation..... Listed under: [Other Projects](#)
823.



[Arduino Home Irrigation System With a 7 Segment Display](#) <https://youtu.be/lu4rbQRmRWo> In this instructable we are building a home irrigation system based on an arduino uno. I know there are tons of similiar projects / tutorials already floating the web, but maybe I did something different and you can pick up an idea or two..... Listed under: [Irrigation Projects](#)
824.

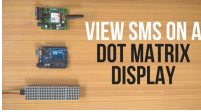


[Alone Together – Plant Lamps](#) This instructable is part of the course Physical Interaction and Realization at KTH, Royal Institute of Technology. We are going to teach you how to build two, quite organic and interactive plant-lamps, Thorulf and Svamp. Thorulf is a plant with flex sensors and LEDs while Svamp is a collection of mushrooms..... Listed under: [Sensor – Transducer – Detector Projects](#)
825.




[Blink an LED With Arduino in Tinkercad](#) <https://youtu.be/yyG0koj9nNY> Let's learn how to blink an LED (light emitting diode) using Arduino's digital output. If you're new to Arduino, this is a great place to start. We'll connect an LED to the Arduino Uno and compose a simple program to turn the LED on..... Listed under: [LCD Projects](#)


826.




[SMS Monitor || Dot Matrix Display || MAX7219 || SIM800L](#) In this video, you will learn how to use a GSM module, dot matrix display and how to display scrolling text on it. After that we will combine them together to display messages received over a GSM SIM to a dot matrix display. It is..... Listed under: [Other Projects](#)
827.




[Premiere Pro Edit Dial Controller \(Seek / Play / Pause\) \(\\$6 DIY\)](#) <https://youtu.be/FACm5D3bskQ> Update!!! New version is here!! I'm really into making Youtube videos for Instructables. Sometimes it is hard to rewind the moment I wanted to pause. So, I thought it would be nice if I had a dial for it. [Instruction] Manual <https://eunchan.me/PREMIERE-PRO-CONTROLLER-DIAL-DI...> Source Code <https://github.com/happythingsmaker/PremiereProDi.....> Listed under: [How To – DIY – Projects](#)
828.




[Arduino RFID Lock Tutorial](#) Dear friends welcome to another Instructable. This is Nick from educ8s.tv and today we are going to learn how to use this RFID Reader with Arduino in order to build a simple lock system. For the first time, we are going to use RFID tags..... Listed under: [RFID - NFC projects](#)
829.




[6WD Shock Absorption Robot for Arduino](#) The new design of the 6WD mobile platform, the vehicle uses 2mm aluminum alloy, aluminum spray surface treatment. 6 high-speed DC motor (original 17000 rpm), with 1:34 full metal gear box, so that the car to obtain strong off-road performance. Shock absorption design is the..... Listed under: [Robotics – Automation Projects](#)
830.




[Automated LEGO BB-8!](#) We absolutely LOVE the new LEGO Star Wars sets that have come out over the last couple of years. They're well designed, fun to build, and look great. What would make them even more fun is if they also moved on their own! We took..... Listed under: [Robotics – Automation Projects](#)
831.




[Arduino RC Car Wheel](#) This is an Instructable of my Arduino RC car Wheel in which I took a cheap RCcar and made it so the Arduino could act as a wheel, controlling the direction it goes automatically. The Arduino RC car Wheel is my first original Arduino design..... Listed under: [Car Projects](#)
832.




[Arduino Based CNC Plotter Made From Scrap DVD/CD Drives](#) Indeed, the world of web has quad trillion tons of information but when you want to build anything you need all the intricate little details. There are already a number of good DIYs, Tutorials and YouTube videos on the topic but I was unable to..... Listed under: [CNC Machines Projects](#)
833.




[Arduino Based USB Paper Gesture Mouse](#) Please vote for me in the conests I have always been pretty amazed by the Capacitive sensor library of Arduino, It makes me feel like a super human, I can make any non conductive material to act like a touch enabled controller for various use..... Listed under: [Interfacing\(USB – RS232 – I2c -ISP\) Projects](#)
834.




[A Pocket Sized Touch Keyboard](#) In this Instructables I am going to explain about my new project called " A Pocket Sized Touch Keyboard" .It is a Arduino based small physical device used to simplify your different keyboard operations.You plugs it into your computer usb port and touch it on..... Listed under: [Sensor – Transducer – Detector Projects](#)
835.




[Cardboard Spider \(DIY Quadruped\)](#) Hello again and welcome to my new project. In this instructable I've tried to make a simple Quadruped made from materials accessible to everybody. I know to get a good looking final product you need a 3d printer and maybe a CNC, but not everybody..... Listed under: [How To – DIY – Projects](#)
836.




[Fake Dynamic Price Tag](#) Amazon's prices change constantly. If you leave items in your shopping cart for longer than a few hours, you'll likely get alerted about minute fluctuations – \$0.10 here, \$2.04 there. Amazon and its merchants are obviously using some form of algorithmic pricing to squeeze the..... Listed under: [Other Projects](#)
837.




[Coke Machine Can Level Detector](#) Rev 2.5 - tidied up the 3D printed parts and updated the plug connector to a common PCB unit. Rev 2 - ultrasonic "button" replaces manual push-button. Pushing a button is so old fashion, particularly when I'm already using an Ultrasonic sensor. Why not use..... Listed under: [CNC Machines Projects](#)
838.




[Desktop CT and 3D Scanner With Arduino](#) Computed tomography (CT) or computed axial tomography (CAT) is most often associated with imaging the body because it enables clinicians to see the anatomical structure inside the patient without having to do any surgery. To image inside the human body, a CT scanner requires X-rays..... Listed under: [Other Projects](#)
839.



[Arduino Pong Clock With Temperature and Timer](#) In Pong clock mode the clock uses the classic video game Pong to tell the time The 2 players automatically win and lose so their scores show the hours and minutes. It is based on a clock by Nick Hall. This is the 2nd version of..... Listed under: [Clock – Timer Projects](#)
840.




[Line Follower Robot – Arduino Mega/uno – Very Fast Using Port Manipulation](#) Line follower robot is a useful robot that is used in ware houses, industries, and stores etc, where it follows a dedicated path. The presented robot captures line position with IR Sensors. If the robot get off the line it will U turn and back to the line..... Listed under: [Robotics – Automation Projects](#)
841.




[Robotic Hand With Wireless Glove Controlled | NRF24L01+ | Arduino](#) In this video; 3D robot hand assembly, servo control, flex sensor control, wireless control with nRF24L01, Arduino receiver and transmitter source code are available. In short, in this project we will learn how to control

a robot hand with a wireless glove. Step 1: Video..... Listed under: [Robotics – Automation Projects](#)


842.




[DIY Digital Spirit Level](#) In this project we will have a closer look at accelerometer ICs and find out how we can use them with an Arduino. Afterwards we will combine such an IC with a couple of complementary components and a 3D printed enclosure in order to create..... Listed under: [Other Projects](#)
843.



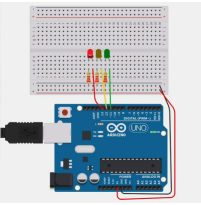
[The Ultimate DIY Automatic Fish Feeder Tier 2](#) The Tier 2 Feeder is a big step up from the Tier 1. This version uses an ESP8266 wifi module to sync the arduino's clock to control the feeding schedule and the tank's lighting. Step 1: What You Will Need: Everything in Tier 1 except the..... Listed under: [Other Projects](#)
844.




[Eve, the Arduino Chatbot](#) Hello DIYrs, have there been instances when you really wanted to share your feelings with someone and no trusted one was around? In today's busy world, this is a common instance. Well, a chatbot can help here to make you feel better. And that leads..... Listed under: [Arduino Programmer Projects](#)
845.




[Arduino Powered Dog Food Dispenser](#) If your house is anything like mine, some tasks may be forgotten when in a rush. Don't let it be your pet that gets forgotten about! This automated dog food dispenser uses an Arduino to deliver the right amount of kibble at the right time..... Listed under: [Projects](#)
846.




[Multiple LEDs & Breadboards With Arduino in Tinkercad](#) <https://youtu.be/MojSo7OtF9w> Let's learn how to control multiple LEDs using Arduino's digital outputs and a breadboard. Expanding upon the last lesson on blinking an LED, We'll connect some LEDs to the Arduino Uno and compose a simple program to light them up in a pattern. You can..... Listed under: [LED Projects](#)
847.




[Getting Started With Arduino: What You Need to Know](#) I have been working with Arduino and electronics for many years now, and I am still learning. In this ever-expanding world of micro-controllers, it is easy to get lost and run circles around yourself trying to find information. In this Instructable, I will be showing..... Listed under: [Other Projects](#)
848.




[Minimalist IoT Clock \(using ESP8266, Adafruit.io, IFTTT, and Arduino IDE\)](#) In this tutorial I show how you can make a minimalist clock synchronized with the internet. I tested it with two different ESP8266 based boards: Firebeetle and NodeMCU. The microcontroller gets current time from a Google server, and displays it on a NeoPixel LED ring..... Listed under: [Clock – Timer Projects](#)
849.




[YouTube Subscriber Counter With LEDs](#) This is a YouTube Subscriber counter built with an ESP8266. It uses the YouTube apiv3 to poll for changes. It's made specifically for one of my favourite youtubers Henk Rijckaert. It was featured in his livestream where the goal was to get to 9000 subscribers. <https://youtu.be/6b43lbccmZ0>..... Listed under: [LED Projects](#)
850.




[Acoustic Levitator Case](#) Acoustic levitator from Asier Marzo is a very popular thing here on instructables. I build it, it was working but I noticed couple of issues. For example: The 3D printed space between bowls is a bit fragile. The levitator can't stand on its own because..... Listed under: [Other Projects](#)
851.




[DIY Attiny Programming Shield](#) If you are looking for a small and low powered Arduino board the Attiny is a really good option, its surprisingly featureful for it's size. It has 5 GPIO pins, 3 of which are Analog pins and 2 which have PWM output. It is also..... Listed under: [Arduino Programmer Projects](#)
852.




[Motorized Window Blinds Controller](#) For this project you will be creating a device that is capable of opening and closing window blinds, both automatically and manually (via a push button), based upon a time schedule and sensor data from a light dependent resistor. In addition, this device will be..... Listed under: [Other Projects](#)
853.




[Arduino Perpetual Calendar Clock](#) The clock uses 2 electro mechanical clock movements controlled by an Arduino to display the Day and Month. A third quartz controlled movement displays the time tide Low or High tide. The Calendar is fully automatic and takes into account leap years as well as..... Listed under: [Clock – Timer Projects](#)
854.




[DIY Word Clock](#) Today, I will show you how to build a Word Clock. It is basically a clock which displays time using words. I will also show you how to use a Shift Register and RTC using a microcontroller. Shift Register can come in very handy if you..... Listed under: [Clock – Timer Projects](#)
855.



[Music Reactive Infinite Mirror](#) Hi fellow makers! This is a project I've been working on for my Makerspace class at Collégial international Sainte-Anne. I truly hope you will like it! https://youtu.be/rHbPYaLJt_g *I'm sorry about the focus being bad. It was almost impossible to obtain a great focus since the..... Listed under: [Sound – Audio Projects](#)
856.




[Electronic Chameleon](#) Ever wondered how the chameleon changes its colour through the changes in environmental colours? There's something called Melanocyte Stimulating Hormone or MSH. If you want to dig more into this please follow this Link. The stories apart, I wanted to build ambient lighting system or something..... Listed under: [Sensor – Transducer – Detector Projects](#)
857.




[Automatic Drone Lap Timer – 3D Printed, Arduino Powered.](#) I've been growing more and more interested in the idea of First Person Video (FPV) drone racing. I've recently acquired a small drone and wanted a way of timing my laps - this is the resulting project. This drone landing pad features an integrated ultrasonic..... Listed under: [Clock – Timer Projects](#)


858.



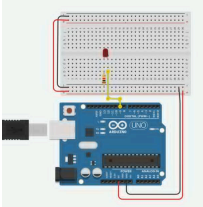
[Reaction Time Meter \(Visual, Audio and Touch\)](#) Reaction time is a measure of time a person takes to identify a stimulus and produce a response. For example an athlete's audio reaction time is time elapsed between firing of gun shot (that starts the race) and him or her starting the race. Reaction..... Listed under: [Clock – Timer Project Ideas](#)
859.




[Cheap and Simple Arduino Eggbot](#) In this Instructables I want to show how to make a simple and cheap arduino plotter that can draw on eggs or other spherical objects. In addition, soon Easter and this homemade will be very handy Step 1: Watch the Video <https://youtu.be/cznLDhbVzIk> Step 2: Materials..... Listed under: [Other Projects](#)
860.



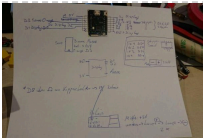
[Arduino CNC Drawing Machine \(or the Road to Success\)](#) This project is based on mostly items which are easy to find. The idea is to take two unused computer disk units and combine them to create an automated drawing machine which resembles a CNC machine. The pieces used out of the drives include the..... Listed under: [CNC Machines Projects](#)
861.




[Fading LED With Arduino Analog Output in Tinkercad](#) <https://youtu.be/X8dHbdhnGKY> Let's learn to adjust an LED's brightness using one of the Arduino's analog outputs. You've probably already learned how to use Arduino's digital i/o pins to send HIGH and LOW signals to an LED, but some of these pins are capable of simulating a signal..... Listed under: [LED Projects](#)
862.




[Arduino-controlled Water Rockets](#) You've all probably had a chance to do that classic high-school experiment: pop bottle rockets. You've probably taped on some fins, a paper nosecone, and presto! You launch a "rocket" that is loads of fun- and watched it fall down from the sky. Why stop..... Listed under: [Other Projects](#)
863.




[ISS Pointer Robo](#) <https://youtu.be/0kBK3WHNv5Q> Hi there, This is my contribution to the Space-Contest. There are some ISS-Pointer around the WWW. Some of them use several PSUs and/or quite big motors. My goal was to build something cheap, looking cute and a little bit badass - all powered with only one 5 Volt..... Listed under: [Robotics – Automation Projects](#)
864.



[Motion Activated Stairs](#) Yes, I know what you're thinking, this does seem a little overkill but first of all, you'll never have to worry about stubbing your toe again and second, it makes walking up and down your stairs so much fun, i found myself going upstairs for no reason..... Listed under: [Other Projects](#)
865.



[Custom Macro Mechanical Keypad](#) In this Instructable I will be taking you through the basics of creating your own 6 keyed macropad, controlled by an Arduino. I will be taking you through what you need, how to assemble it, how to program it, and how to improve it or..... Listed under: [Other Projects](#)
866.



[Yes – No : an Arduino Driven Mailbox](#) In this project we're going to show you how to make your mailbox more fun and usefull. With this mailbox, if a letter is in your mail you have a nice light wich shows if you have mail, and you can controll this mailbox with..... Listed under: [Other Projects](#)
867.

[Web-Connected SMART LED Animation Clock With Web-based Control Panel, Time Server Synchronized](#) The story of this clock goes back a long way - more than 30 years. My father pioneered this idea when I was just 10 years old, long before the LED revolution - back when LED's where 1/1000 the brightness of their current blinding brilliance..... Listed under: [LED Projects](#)
868.

[Convert Your IR Remote to RF Remote](#) In today's Instructable, I'll show you how you can use a generic RF module without a microcontroller which will eventually lead us to build a project where you can convert an IR Remote of any device to a RF Remote. The main advantage of converting..... Listed under: [LED Projects](#)
869.

[Test Any MCU Using Only 4 I/O Lines](#) With this 'Test Fixture' and provided software you can test virtually any MCU with as little as 4 digital I/O lines (even only 2 is possible, all be it tricky) for project suitability and performance. When I start a new project I don't like hooking..... Listed under: [LED Projects](#)
870.

[Fish Feeder 2](#) Introduction / Why this project In 2016 I build my first fish feeder, see Fish Feeder 1. The feeder worked fine for more then half a year. After that period the servos were worn out, causing the program to halt, without sending an error-mail. Oops. I didn't..... Listed under: [Other Projects](#)
871.

[Kids MP3 Music Box](#) When looking for some new DIY projects around arduino I found some nice ideas on RFID based MP3 players for Kids. And there is one great professional toy box on the market - these guys rule. They made a great business out of their smart..... Listed under: [Sound – Audio Projects](#)
872.

[Versatile Volt, Ampere, and Power Meter](#) Multimeters are suitable for many purposes. But usually, they only measure one value at a time. If we deal with power measurements, we need two multimeters, one for voltage and the second for Ampere. And if we want to measure efficiency, we need four multimeters..... Listed under: [Metering – Instrument Project Ideas](#)
873.

[Building a DIY Arduino on a PCB and Some Tips for Beginners](#) This is meant as a guide to anyone soldering their own Arduino from a kit, which can be purchased from A2D Electronics. It contains many tips and tricks in order to build it successfully. You will also learn about what all the different components do.

Read..... Listed under: [Other Projects](#)

874.

[Alexa-Enabled Death Star Lamp](#) Bring a snippet of the Dark Side to your living room with this unique voice-activated lamp. A functional work of art that is both useful and pleasing to look at. Switching on or off? All lamps do that! Changing brightness? Very common! But can yours do this? *cue..... Listed under: [LED Projects](#)
875.

[Arduino Star-Finder for Telescopes](#) Space is big. Really big. Owning a small telescope can give a lot of pleasure, but it's often a struggle trying to locate specific objects in the night sky. In this project I made and integrated an Arduino-powered star-finder with a small reflecting telescope, to allow..... Listed under: [Solar energy projects](#)
876.

[DIY IoT Lamp for Home Automation || ESP8266 Tutorial](#) In this tutorial we're going to make an internet connected smart lamp. This will go deep into internet of things and opens up a world of home automation! The lamp is WiFi connected and built to have an open message protocol. This means you can..... Listed under: [LCD Projects](#)
877.

[LED Cube Display](#) In this project, you will build an 8x8x8 LED cube as a display. After building the cube and learning the code basics, you will be able to write your own display animations. It is a great visual for scientific purposes and it will be a..... Listed under: [LED Projects](#)
878.

[NodeMCU Humidity/Temperature Unit](#) n this tutorial we are going to show you how to setup your own temperature and humidity sensor. We are going to use a DHT22 unit, which is a low-cost digital output relative humidity and temperature sensor. The device includes a capacitive humidity sensor and..... Listed under: [Temperature Measurement Projects](#)
879.

[Acrylic Fish Feeder](#) Step 1: Prepare Your Materials For this project, you will need the following materials: For the circuit: 3 pieces of Insulated copper wire (22AWG wire) around 4-6 inches long, stripped on both ends AC/DC Adaptor GWS Mini Servo Double Side Servo arm Servo screw (1.7..... Listed under: [Other Projects](#)
880.

[GYRO & VOICE ARDUIGAMES](#) This gaming box is made from Arduino Uno R3, LoLShield, MPU6050 and Microphone module. With LoLShield, we can show a message/scrolling message or animation picture like: plasma effect, sinewave effect... With MPU6050, we can read value from accelerometer and gyroscope to control movement for simple..... Listed under: [Game – Entertainment Projects](#)
881.

[Convert Your Old Phone to a Remote Switch](#) Ever wondered what to do with your old basic phones? The advent of a smartphone in last decade made all the basic phones obsolete. Even though they had good battery life and decent look they are less when compared to big smartphones which have big..... Listed under: [Phone Projects](#)
882.

[Awful to Awesome: Replace a Mechanical Alarm Sound](#) Hoping to reduce my late-night smartphone use, I got a vintage alarm clock for next to my bed. This beautiful mechanical flip clock has just one problem: a truly horrifying alarm sound. (Witness the first video above.) It's no wonder what this clock isn't being..... Listed under: [Sound – Audio Projects](#)
883.

[How to Build a GPS Guided Robot](#) Here is a Youtube video of me demonstrating the GPS Guided Robot. You can see that I am holding a cellphone and controlling the robot. I am at a tennis court and I am setting a Waypoint for the robot to return to. Once I..... Listed under: [Robotics – Automation Projects](#)
884.

[Pocket Metal Locator – Arduino](#) This cool little Pocket Metal Locator is sensitive enough to identify small nails and tacks in wood and compact enough to fit into awkward spaces making it convenient to carry and use for metal locating. The unit has four independent search coils and color LED..... Listed under: [LED Projects](#)
885.

[Training Heart Rate Zone Monitor Watch](#) https://youtu.be/7oLxJ_725rU College is a hectic and chaotic time in ones life, that is why it is very important to keep your stress level low. One way we like to do this is by working out, it helps keep your mind clear and body feeling healthy..... Listed under: [Clock – Timer Projects](#)
886.

[Rob the Automated Robot](#) This instructable was created in fulfillment of the project requirement of the Makecourse at the University of South Florida (www.makecourse.com). In this tutorial you will learn how to make a fully automated robot named Rob who is equipped with sensors that allow it to detect..... Listed under: [Robotics – Automation Projects](#)

887.

[Infinite Jest](#) A rotating machine that is controlled by a robotic glove. Neverending fun. Step 1: Concept Our seminar assignment was to design a useless machine. Thinking about absurd tasks, we were inspired by the greek myth of Sisyphus and the idea of gravitational weight shifting in..... Listed under: [Robotics – Automation Projects](#)
888.

[Show Winch](#) For this project, I wanted to create a winch that would be functional for use in a show in a theatre. Often, we have to fly in and out small objects, like chandeliers. This unit would be ideal for raising and lowering small objects in..... Listed under: [Motor Projects](#)
889.

[DMX Effect Controller](#) The goal of this project was to make a DMX-Controlled plug box which would allow on-stage effects or devices to be triggered remotely from the lighting console. This could potentially eliminate the need for a separate control system and operator backstage. This controller could be..... Listed under: [Video – Camera – Imaging Projects](#)
890.

[Neo Pixel, Fastest Thumb Game](#) I built this project because to take to my local Makerfaire In Newcastle, UK. The idea was to make a school yard game that would be relatively cheap and simple to produce. The idea is simple, to win you have to press the button repeatedly until you..... Listed under: [Game – Entertainment Projects](#)
891.

[DIY Weighing Machine](#) In today's Instructable, I'll show you how to build an easy but useful Weighing Machine. It is very sensitive and accurate up to 3 grams. The maximum weight it can measure is 20 kgs but I'll also show you how you can effortlessly build one..... Listed under: [Temperature Measurement Project Ideas](#)
892.

[Ultrasonic Range Finder](#) This instructable describes how to create a non-contact range-finder using an Arduino and an HC-SR04 ultrasonic module to measure distances in the range 2cm – 400cm. The accuracy is typically +/- 3mm depending on distance, air temperature, and humidity. Step 1: Parts List Very few..... Listed under: [Other Projects](#)
893.

[Around the World Time Clock](#) + Whether world trotting or just interested in knowing what time it is before making that late night call, a 5 zone world clock fits the bill. Since I got some extra TM1637 7 digit displays in my latest shipment, I decided to put together..... Listed under: [Clock – Timer Projects](#)
894.

[Magic Wand Target Practice \(IR Arduino Project\)](#) This is how I made my project for Electronic Art. This project was to focus on using an Arduino Uno to make a wearable. I did not focus so much on the wearable, I more so focused on playing around with an IR sensor and..... Listed under: [Other Projects](#)
895.

[Squirting Scuba Helmet](#) In this project we will create a timer based water pump scuba helmet that will mist or spray every ten seconds. The original intention of this project is for the helmet to be used as a wearable garden, however, depending on the nozzels you use..... Listed under: [Other Projects](#)
896.

[HALO: Handy Arduino Lamp Rev1.0 W/NeoPixels](#) <https://youtu.be/byTgKFtpxKo> In this instructable, I will be showing you how to build HALO, or Handy Arduino Lamp Rev1.0. HALO is a simple lamp, powered by Arduino Nano. It has a total footprint of about 2" by 3", and a weighted wood base for extreme stability. The flexible neck..... Listed under: [LCD Projects](#)
897.

[The Artificial Plant Emotion Expressor \(A.P.E.X.\)](#) <https://youtu.be/BdaTOP6ieVo> Step 1: Introduction What is APEX? APEX is a smart (not to mention cute) plant monitoring device. Just plug it into any plant and it will display the "happiness" level of the plant! This is a great reminder to water your plants if you..... Listed under: [Other Projects](#)
898.

[Automatic Chicken Coop Door – Arduino Controlled.](#) https://youtu.be/Kdt8fT_kVHE This Instructable is for the design of an automatic chicken door with manually alterable opening and closing times. The door can be opened or closed remotely at any time. The door is designed to be modular; the frame, door and controller can be constructed..... Listed under: [Other Projects](#)
899.

[Card Reading Shop Power Switch](#) This box reads any card with a magnet strip and, if you're on the registered personnel list, turn on the shop power via a relay. A sole person, to be added to the program file upon creation, has the power to add others to this..... Listed under: [Other Projects](#)

900. [RGB LED Matrix With an ESP8266](#) I think these RGB LED Matrix displays are one of best displays you can get for your Arduino projects, they are incredibly bright and vivid and are actually pretty easy to use too! They can be used for displaying text, images or a combination of.....
Listed under: [LED Projects](#)

[Previous](#)

[1](#)

[2](#)

[3](#)

[4](#)


[5](#)

[6](#)

[Next](#)

Search

Search...



[Explore All Categories](#)

Arduino Weekly Newsletter

Subscribe To A Specific Category

Get Notified Whenever There Is A New Project In Your Desired Category

Subscribe!

Projects list

- Arduino Project List
- Arduino Zero Projects List
- Arduino MKR1000 Projects List
- Simple Arduino Project List
- Arduino Projects List For Kids
- ESP32 Arduino Projects List
- Esp8266 Arduino Projects List
- Arduino Nano Projects List in PDF offline downloadable
- Arduino Proteus Projects List for Download
- Huge List of tutorials & Components based resources & info

Pages

- Arduino Projects
- Arduino Uno Projects
- Arduino Weekly Newsletter
- Arduino Projects RSS Feeds
- Arduino Android
- Arduino Tutorial Online Courses
- Video Training
- Huge List of tutorials & Components based resources & info
- Sitemap

Visit Us



Advance Search

[Advance Search](#)