

Audio Visual Scene-Aware Dialog

Huda Alamri¹, Vincent Cartillier¹, Abhishek Das¹, Jue Wang², Anoop Cherian², Irfan Essa¹, Dhruv Batra¹, Tim K. Marks², Chiori Hori², Peter Anderson¹, Stefan Lee¹, Devi Parikh¹

¹Georgia Institute of Technology ²Mitsubishi Electric Research Laboratories (MERL)

¹{halamri, vcartillier3, abhshkdz, irfan, dbatra, peter.anderson, steflee, parikh}@gatech.edu

²{juewangj, cherian, tmarks, chori}@merl.com

video-dialog.com

Abstract

We introduce the task of scene-aware dialog. Our goal is to generate a complete and natural response to a question about a scene, given video and audio of the scene and the history of previous turns in the dialog. To answer successfully, agents must ground concepts from the question in the video while leveraging contextual cues from the dialog history. To benchmark this task, we introduce the Audio Visual Scene-Aware Dialog (AVSD) Dataset. For each of more than 11,000 videos of human actions from the Charades dataset, our dataset contains a dialog about the video, plus a final summary of the video by one of the dialog participants. We train several baseline systems for this task and evaluate the performance of the trained models using both qualitative and quantitative metrics. Our results indicate that models must utilize all the available inputs (video, audio, question, and dialog history) to perform best on this dataset.

1. Introduction

Developing conversational agents has been a longstanding goal of artificial intelligence (AI). For many human-computer interactions, natural language presents an ideal interface, as it is fully expressive and requires no user training. One emerging area is the development of *visually aware* dialog systems. Das *et al.* [6] introduced the problem of *visual dialog*, in which a model is trained to carry out a conversation in natural language, answering questions about an image. For a given question, the system has to ground its response in the input image as well as the previous utterances. However, conversing about a static image is inherently limiting. Many potential applications for conversational agents, such as virtual personal assistants and assistive technologies for the visually impaired, would benefit greatly from understanding the scene in which the agent is operating. This context often cannot be captured in a sin-

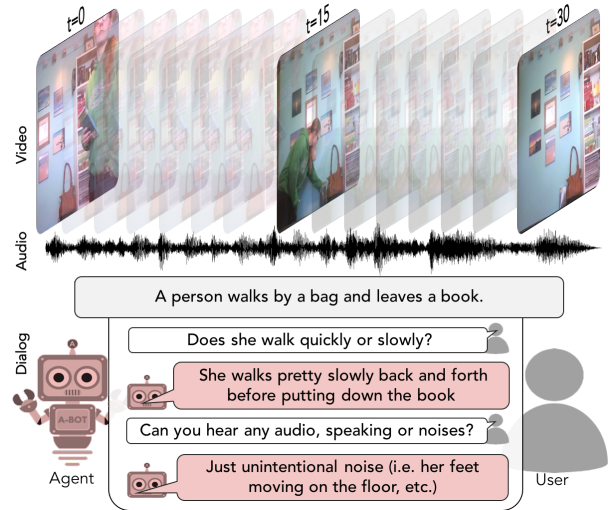


Figure 1: In Audio Visual Scene-Aware Dialog, an agent’s task is to answer natural language questions about a short video. The agent grounds its responses on the dynamic scene, the audio, and the history (previous rounds) of the dialog, dialog history, which begins with a short script of the scene.

gle image, as there is important information in the temporal dynamics of the scene as well as in the audio.

Our goal is to move towards conversational agents that are not only visually intelligent but also aware of temporal dynamics. For example, a security guard (G) might have the following exchange with an AI agent: “G: Has there been anyone carrying a red handbag in the last week in Sector 5? AI: Yes, a woman in a blue suit. G: Do any of the exit cameras show her leaving with it? AI: No. G: Did anyone else pick it up?”.

Answering such questions requires a holistic understanding of the visual and audio information in the scene, including temporal dynamics. Since human communication is rarely single-shot, an understanding of sequential dialog (e.g., what *her* and *it* refer to) is also required.

We introduce the task of scene-aware dialog, as well as the Audio Visual Scene-aware Dialog (AVSD) Dataset to provide a means for training and testing scene-aware dialog systems. In the general task of scene-aware dialog, the goal of the system is to carry on a conversation with a human about a temporally varying scene. In the AVSD Dataset, we are addressing a particular type of scene-aware dialog. Each dialog in the dataset is a sequence of question/answer (QA) pairs about a short video; each video features a person performing everyday activities in a home environment.

We defined a specific task for the scene-aware dialog system to learn: Given an input video, the history of a dialog about the video (consisting of a short script plus the first $t-1$ QA pairs), and a follow-up question (the t th question in the dialog), the system’s goal is to generate a correct response to the follow-up question. We aim to use the dataset to explore the compositionality of dynamic scenes and to train an end-to-end model to leverage information from the video frames, audio signals, and dialog history. The system should engage in this conversation by providing complete and natural responses to enable real-world applicability. The development of such scene-aware conversational agents represents an important frontier in artificial intelligence. In addition, it holds promise for numerous practical applications, such as video retrieval from users’ free-form queries, and helping visually impaired people understand visual content. Our contributions include the following:

1. We introduce the task of scene-aware dialog, which is a multimodal semantic comprehension task.
2. We introduce a new benchmark for the scene-aware dialog task, the AVSD Dataset, consisting of more than 11,000 conversations that discuss the content (including actions, interactions, sound, and temporal dynamics) of videos of human-centered activities.
3. We analyze the performance of several baseline systems on this new benchmark dataset.

2. Related Work

Video Datasets: In the domain of dynamic scene understanding, a large body of literature focuses on action classification. Some important benchmarks for video-action recognition and detection are: HMDB51 [15] Sports-1M [12] and UCF-101 [27]. The ActivityNet [3] and Kinetics [13] datasets target a broader range of human-centered action categories. Sigurdsson *et al.* [25] presented the Charades dataset. Charades is a crowd-sourced video dataset that was built by asking Amazon Mechanical Turk (AMT) workers to write some scene scripts of daily activities, then asking another group of AMT workers to record themselves “acting out” the scripts in a “Hollywood style.” In our work, Charades videos were used to collect conversations about

the activities in the videos. Video-based captioning is another exciting research area, and there are several datasets introduced to benchmark and evaluate this task [14, 24].

Video-based Question Answering: Inspired by the success of image-based question answering [1, 9, 32, 34], recent work has addressed the task of video-based question answering [11, 20, 30]. MovieQA [16] and TVQA [30] evaluate the video-based QA task by training end-to-end models to answer multiple-choice questions by leveraging cues from video frames and associated textual information, such as scripts and subtitles. While this one-shot question answering setting is more typical in existing work, we find this structure to be unnatural. Our focus in AVSD is on settings involving multiple rounds of questions that require natural free-form answers.

Visual Dialog: Our work is directly related to the image-based dialog task (VisDial) introduced by Das *et al.* [6]. Given an input image, a dialog history, and a question, the agent is required to answer the question while grounding the answer on the input image and the dialog history. In [6], several network architectures are introduced to encode the different input modalities: late fusion, hierarchical recurrent encoder, and memory network. In this work, we extend the work from [6] to include additional complex modalities: video frames and audio signals.


3. Audio Visual Scene-Aware Dialog Dataset

A primary goal of our paper is to create a benchmark for the task of scene-aware dialog. There are several characteristics that we desire for such a dataset: 1) The dialogs should focus on the dynamic aspects of the video (i.e., actions and interactions); 2) The answers should be complete explanatory responses rather than brief one- or two-word answers (e.g., not simply yes or no); 3) The dialogs should discuss the temporal order of events in the video.

Video Content. An essential element to collecting video-grounded dialogs is of course the videos themselves. We choose to collect dialogs grounded in the Charades [25] human-activity dataset. The Charades dataset consists of 11,816 videos of everyday indoor human activities with an average length of 30 seconds. Each video includes at least two actions. Examples of frames and scripts for Charades videos are shown in Figure 2. We choose the Charades

Dataset	# Video Clips	# QA Pairs	Video Source	Answers
TVQA [16]	21,793	152,545	TV shows	Multi-Choice
MovieQA [30]	408	14,944	Movies	Multi-Choice
TGIF-QA [11]	56,720	103,919	Social media	Multi-Choice
VisDial [6]	120K (images)	1.2 M	N/A	Free-Form
AVSD (Ours)	11,816	118,160	Crowdsourced	Free-Form

Table 1: Comparison with existing video question answering and visual dialog datasets.



A person is throwing a pillow into the wardrobe. Then, taking the dishes off the table, the person begins tidying up the room.



A person is pouring some liquid into a pot as they cook at a stove. They open a cabinet and take out a picture, and set it next to the stove while they continue to cook and gaze at the photo.



The person leaves their homework at the table as they get up and rub their stomach to indicate hunger. The person walks towards the pantry and grabs the doorknob. After twisting the knob and opening the door, the person is disappointed to find canned food and stacks of phone books.

Figure 2: Examples of videos and scripts from the Charades [25] dataset. Each video’s temporally ordered sequence of small events is a good fit for our goal to train a video-based dialog system.

dataset for two main reasons. First, the videos in this dataset are crowd-sourced on Amazon Mechanical Turk (AMT), so the settings are natural and diverse. Second, each video consists of a sequence of small events that provide AMT Workers (Turkers) with rich content to discuss.

3.1. Data Collection

We adapt the real-time chat interface from [6] to pair two AMT workers to have an English-language conversation about a video from the Charades Dataset (Figure 2). One person, the “Answerer,” is presented with the video clip and the script, and their role is to provide detailed answers to questions about the scene. The other person, the “Questioner,” does not have access to the video or the script, and can only see three frames (one each from the beginning, middle, and end) of the video. The Questioner’s goal is to ask questions to obtain a good understanding of what happens in the video scene. We considered several design choices for the chat interface and instructions, in order to encourage natural conversations about events in the videos.

Investigating Events in Video. To help distinguish this task from previous image and video captioning tasks, our instructions direct the Questioner to “investigate what is happening” rather than simply asking the two Turkers to “chat about the video.” We find that when asked to “chat about the video,” Questioners tend to ask a lot of questions about the setting and the appearance of the people in the video. In contrast, the direction “investigate what is happening” leads Questioners to inquire more about the actions of the people in the video.

Seeding the Conversation. There are two reasons that our protocol provides the Questioners with three frames before

Questioner	Answerer
<ol style="list-style-type: none"> 1. You will see the first, middle and last frames of a video. 2. Your objective is to ask questions about the video in order to investigate what is happening in the video from the beginning to the end. 3. Your fellow Turker can see the entire video, and will answer your questions. 4. You are expected to ask a total of 10 questions. 5. You will be asked to summarize the events in the video in a couple of sentences. 	<ol style="list-style-type: none"> 1. Watch the video below and read its textual description. Feel free to watch as many times as you need. Once you are done watching, the chat box will be enabled. 2. Your fellow Turker will ask you questions about the video. He can only see the first, middle and last frames of the video. 3. Your objective is to answer these questions such that your Fellow Turker gets a good idea of what is happening in the video from the beginning to the end. 4. You are expected to answer a total of 10 questions.

Figure 3: Instructions provided to AMT workers explaining the roles of “Questioner” and “Answerer.”

the conversation starts: First, since the images provide the overall layout of the scene, they ensure that the conversations are centered around the actions and events that take place in the video rather than about the scene layout or the appearance of people and objects. Second, we found that providing multiple frames instead of a single frame encouraged users to ask about the sequence of events. Providing the Questioners with these three images achieves both criteria without explicitly dictating Questioners’ behavior; this is important because we want the conversations to be as natural as possible.

Downstream Task: Video Summarization. Once the conversation (sequence of 10 QA pairs) between the Questioner and Answerer is complete, the Questioner’s final task is to summarize what they think happened in the video. Knowing that this will be their final task motivates the Questioner to ask good questions that will lead to informative answers about the events in the video. In addition, this final downstream task is used to evaluate the quality of the dialog and how informative it was about the video. Figure 3 shows the list of instructions provided to AMT workers.

Worker Qualifications. To ensure high-quality and fluent dialogs, we restrict our tasks on AMT to Turkers with $\geq 95\%$ task acceptance rates, located in North America, who have completed at least 500 tasks already. We further restrict any one Turker from completing more than 200 tasks in order to maintain diversity. In total, 1553 unique workers contributed to the dataset collection effort.

Table 1 puts the Audio Visual Scene-aware Dialog (AVSD) Dataset in context with several other video question answering benchmarks. While AVSD has fewer unique video clips compared to TVQA and MovieQA, which are curated from television and film, our videos are more naturalistic. Moreover, AVSD contains a similar number of questions and answers, but as a part of multi-round dialogs.

3.2. AVSD Dataset Analysis

In this section, we analyze the new AVSDv1.0 Dataset. In total, the dataset contains 11,816 conversations (7,985 train-

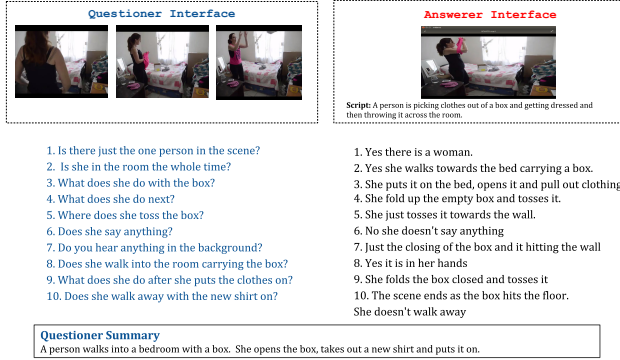


Figure 4: Example conversation between two AMT workers. The Questioner is presented with 3 static images from the video and asks a question. The Answerer, who has already watched the video and read the script, responds. After 10 rounds of QA, the Questioners provides a written summary of what they think happened in the video based on the conversation.

ing, 1,863 validation, and 1,968 testing), each including a video summary (written by the Questioner after each dialog). There are a total of 118,160 question/answer (QA) pairs. Figure 4 shows an example from our dataset. More examples can be found in the supplementary section.

Lengths of Questions and Answers. We compare the length of AVSD questions and answers with those from VisDial [6] in Figure 5c. Note that the answers and questions in AVSD are longer on average. The average length for AVSD questions and answers is 7.9 and 9.4 words, respectively. In contrast, VisDial questions average 5.1 words and are answered in 2.9 words on average. This shows that the dialogs in our dataset are more verbose and conversational.

Audio-Related Questions. In 57% of the conversations, there are questions about the audio, such as whether there was any music or noise, or whether the people were talking. Here are some examples of these audio-related questions from the dataset:

Does she appear to talk to anyone? Do you hear any noise in the background? Is there any music? Is there any other noise like a TV or music?

Moreover, looking at the burst diagram for questions in Figure 5b we can see that questions like “Can / Do you hear ...” and “Is there any sound ...” appear frequently in the dataset.

Temporal Questions. Another common type of questions is about *what happened next*. In fact, people asked questions about what happened next in more that 70% of the conversations. As previously noted, the investigation of the temporal sequence of events was implicitly encouraged by our experimental protocol, such as providing the Questioner with three image frames from different parts of the video. Here are some examples of such questions, taken from different conversations:

	BLEU ₁	BLEU ₂	BLEU ₃	BLEU ₄	METEOR	ROUGE _L	CIDEr
video-watcher	0.638	0.433	0.287	0.191	0.223	0.407	0.429
Questioner	0.560	0.379	0.249	0.165	0.191	0.369	0.297

Table 2: Comparison on different metrics of a video-watcher summary vs. the 3 other video-watcher summaries, and the Questioner’s summary vs. the 3 other video-watcher summaries.

Does he do anything after he throws the medicine away? Where does she lay the clothes after folding them? What does he do after locking the door?

Likewise, we see that questions such as “What happens ...” and “What does he do ...” occur frequently in the dataset, as shown in Figure 5b.

Dataset Quality. In order to further evaluate dialog quality, we ran another study where we asked AMT workers to watch and summarize the videos from the AVSD Dataset. The instruction was “Summarize what is happening in the video”. We collected 4 summaries per video and used the BLEU [21], ROUGE [17], METEOR [2] and CIDEr [31] metrics to compare the summaries collected from the video-watcher to the ones provided by the questioners at the end of each conversation. In Table 2, the first row evaluates a randomly selected video-watcher summary vs. three others, and the second row evaluates the Questioner’s summary vs. the same three other video-watcher summaries. Both these numbers are close, demonstrating that the Questioners do gain an understanding of the scene from the dialog that is comparable to having watched the video.

4. Model

To demonstrate the potential and the challenges of this new dataset, we design and analyze a video-dialog answerer model. The model takes as input a video, the audio track of the video, a dialog history (which comprises the ground-truth script from the Charades dataset and the first $t-1$ QA pairs of the dialog), and a follow-up question (the t th question in the dialog). The model should ground the question in both the video and its audio, and use the dialog history to leverage contextual information in order to answer.

Moving away from the hierarchical or memory network encoders common for dialog tasks [6], we opt to present a straightforward, discriminative late-fusion approach for scene-aware dialog that was recently shown to be effective for visual dialog [10]. This choice also enables a fair ablation study for the various input modalities, an important endeavour when introducing such a strongly multimodal task. For this class of model architecture, increases or decreases in performance from input ablation are directly linked to the usefulness of the input rather than to any complications introduced by the choice of network structure (e.g., some modalities having many more parameters than others).

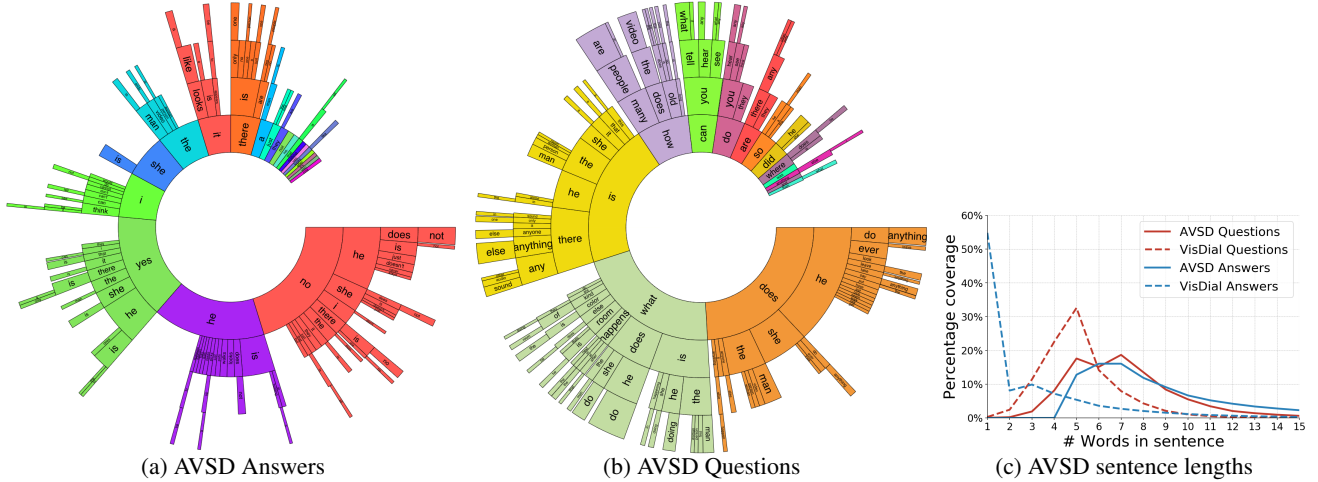


Figure 5: Distribution of first n-grams in the AVSD Dataset for (a) AVSD answers and (b) AVSD questions. (c) Distribution of lengths for questions and answers in AVSD compared to those in VisDial [6].

An overview of our model is shown in Figure 6. At a high level, the network operates by fusing information from all of the modalities into a fixed-size representation, then comparing this state with a set of candidate answers, selecting the most closely matching candidate as the output answer. In the rest of this section, we provide more details of the model and the input encodings for each modality.

Input Representations. The AVSD Dataset provides a challenging multimodal reasoning task including natural language, video, and audio. We describe how we represent each of these as inputs to the network. These correspond to the information that was available to the human Answerer in round t of a dialog.

- **Video Script (S):** Each dialog in AVSD starts with a short natural language description of the video contents (i.e., the Charades ground-truth script).
- **Dialog History (DH):** The dialog history consists of the initial video script (S) and each of the question-answer pairs from previous rounds of dialog. At round t , we write the dialog history as $DH_t = (S, Q_0, A_0, Q_1, A_1, \dots, Q_{t-1}, A_{t-1})$. We concatenate the elements of the dialog history and encode them using an LSTM trained along with the late-fusion model.
- **Question (Q):** The question to be answered, also known as Q_t . The question is encoded by an LSTM trained along with the late-fusion model.
- **Middle Frame (I):** In some ablations, we represent videos using only their middle frame to eliminate all temporal information, in order to evaluate the role of temporal visual reasoning. In these cases, we encode the frame using a pretrained VGG-16 network [26] trained on ImageNet [7].
- **Video (V):** Each AVSD dialog is grounded in a video that depicts people performing simple actions. We trans-

form the video frames into a fixed sized feature using the popular pretrained I3D model [4]. I3D is a 3D convolutional network that achieved state-of-the-art performance on multiple popular activity recognition tasks [15, 27].

- **Audio (A):** We similarly encode the audio track from the video using a pretrained AENet [29]. AENet is a convolutional audio encoding network that operates over long-time-span spectrograms. It has been shown to improve activity recognition when combined with video features.

Encoder Network. In order to combine the features from these diverse inputs, we follow recent work in visually grounded dialog [10]: simply concatenate the features, and allow fusion to occur through fully-connected layers. More concretely, we can write our network as:

$$\begin{aligned}
 h_t &= \text{LSTM}(\text{DH}) & q_t &= \text{LSTM}(\text{Q}) \\
 i &= \text{I3D}(\text{V}) & a &= \text{AENet}(\text{A}) \\
 z &= \text{concat}(h_t, q_t, i, a) \\
 e_n &= \tanh\left(\sum_k w_{k,n} \times z_k + b_n\right),
 \end{aligned}$$

where h_t , q_t , i , and a are the dialog history, question, video, and audio feature embeddings described above. The embeddings are concatenated to form the vector z , which is passed through a linear layer with a tanh activation to form the joint embedding vector e . (Here k and n respectively index elements of the vectors z and e .) For any of our ablations of these input modalities, we simply train a network excluding that input, without adjusting the linear layer output size.

Decoder Model. We approach this problem as a discriminative ranking task, selecting an output from a set of candidate options, since these approaches have proven to be stronger than their generative counterparts in visual dialog [6]. (However, we note that generative variants need not rely on a fixed answer pool and may be more useful in

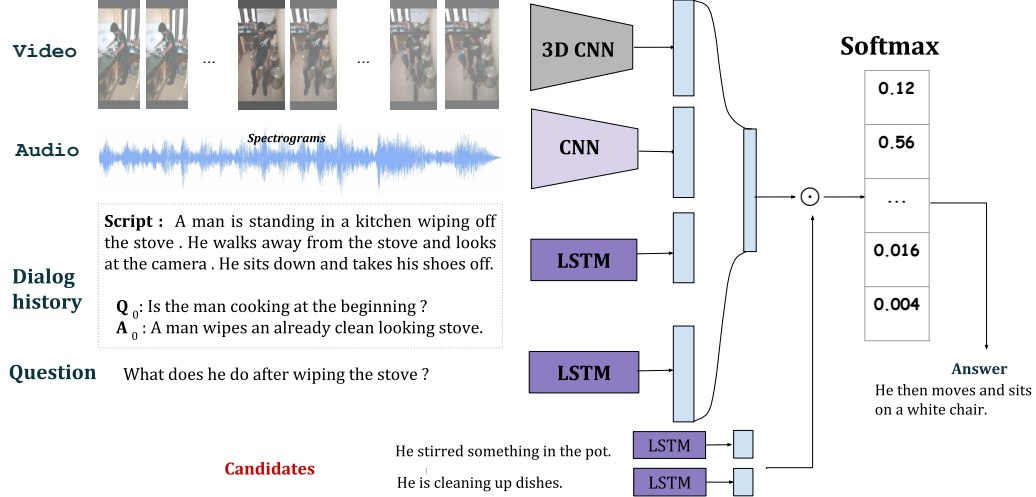


Figure 6: An overview of our late-fusion multimodal network. The encoder takes each input modality and transforms them to a state embedding that is used to rank candidate answers.

general deployment.) More concretely, given a set of 100 potential answers $\{\mathcal{A}_t^{(1)}, \dots, \mathcal{A}_t^{(100)}\}$, the agent learns to pick the most appropriate response.

The decoder computes the inner product between a candidate answer embedded with an LSTM and the holistic input embedding e generated by the encoder. We can write the decoder as:

$$\begin{aligned} a_{t,i} &= \text{LSTM}(\mathcal{A}_t^{(i)}) \\ s_{t,i} &= \langle a_{t,i}, e \rangle \end{aligned} \quad (1)$$

where $a_{t,i}$ is the embedding vector for answer candidate $\mathcal{A}_t^{(i)}$, the notation $\langle \cdot, \cdot \rangle$ represents an inner product, and $s_{t,i}$ is the score computed for the candidate based on its similarity to the input encoding e . We repeat this for all of the candidate answers, then pass the results through a softmax layer to compute probabilities of all of the candidates. At training time, we maximize the log-likelihood of the correct answer. At test time, we simply rank candidates according to their probabilities and select the argmax as the best response.

Selecting Candidate Answers. Following the selection process in [6], the set of 100 candidate answers consists of four types of answers: the ground-truth answer, hard negatives that are ground-truth answers to similar questions (but different video contexts), popular answers, and answers to random questions. We first sample 50 plausible answers which are the ground-truth answers to the 50 most similar questions. We are looking for questions that start with similar tri-grams (i.e., are of the same type such as “what did he”) and mention similar semantic concepts in the rest of the question. To accomplish this, all the questions are embedded in a common vector space. The question embedding is computed by concatenating the GloVe [22] embeddings of the first three words with the averaged GloVe embedding of

the remaining words in the question. We then use Euclidean distance to select the closest neighbor questions to the original question. Those sampled answers are considered as hard negatives, because they correspond to similar questions that were asked in completely different contexts (different video, audio and dialog). In addition, we select the 30 most popular answers from the dataset. By adding popular answers, we force the network to distinguish between purely likely answers and plausible responses for the specific question, which increases the difficulty of the task. The next 19 candidate answers are sampled from the ground-truth answers to random questions in the dataset. The final candidate answer is the ground-truth (human-generated) answer from the original dialog.

Implementation Details. Our implementation is based on the visual dialog challenge starter code [8]. The VisDial repository also provides code and model to extract image features. We extract video features using the I3D model [4]. Repository [23] provides code and models fine-tuned on the Charades dataset to extract I3D video features. We subsample 40 frames from the original video and feed them into the RGB pipeline of the I3D model. The frames are sampled to be equally spaced in time. For the audio features, we use the AEnet network [29]. The repository [35] provides code to extract features from an audio signal. We first extract the audio track from the original Charades videos and convert them into 16kHz, 16bit, mono-channel signals. Both the video and audio features have the same dimension (4096).

5. Experiments

Data Splits. Recall from Section 3 that the AVSDv1.0 dataset contains 11,816 instances split across training (7,985), validation (1,863), and testing (1,968) correspond-

ing to the source Charades video splits. We present results on the test set.

Evaluation Metrics. Although metrics like BLEU [21], METEOR [2], and ROUGE [17] have been widely used to evaluate dialog [19, 28, 33], there has been recent evidence suggesting that they do not correlate well with human judgment [18]. Like [6], we instead evaluate our models by checking individual responses at each round in a retrieval or multiple-choice setting. The agent is given a set of 100 answer candidates (Section 4) and must select one. We report the following retrieval metrics:

- **Recall@k [higher is better]** that measures how often the ground truth is ranked in the top k choices
- **Mean rank (Mean) [lower is better]** of the ground truth answer which is sensitive to overall tendencies to rank ground-truth higher—important in our context as other candidate answers may be equally plausible.
- **Mean reciprocal rank (MRR) [higher is better]** of the ground truth answer, which values placing ground truth in higher ranks more heavily.

We note that evaluation even in these retrieval settings for dialog has many open questions. One attractive alternative that we leave for future work is to evaluate directly with human users in cooperative tasks [5].

6. Results and Analysis

In order to assess the challenges presented by the AVSDv1.0 dataset and the usefulness of different input modalities to address them, we present comprehensive ablations of our baseline model with respect to inputs. Table 3 reports the results of our models on AVSDv1.0 test. We find that our best performing models are those that can leverage video, audio, and dialog histories—signaling that the dialog collected in AVSD is grounded in multi-modal observations. In the rest of this section, we highlight noteworthy results.

Language-only Baselines. The first four lines of Table 3 show the language-only models. First, the Answer Prior model encodes each answer with an LSTM and scores it against a static embedding vector learned over the entire training set. This model lacks question information, caption, dialog history, or any form of perception, and acts as a measure of dataset answer bias. Naturally, it performs poorly over all metrics, though it does outperform chance. We also examine a question-only model Q that selects answers based only on the question encoding, a question and a caption model Q+C, as well as a question and dialog history Q+DH model that also includes the caption. These models measure regularities between questions, dialogs, and answer distributions. We find that access to the question greatly improves performance over the answer prior from 28.54 mean rank to 7.63 with question alone. While caption encoding has no significant impact on the

model performance, adding the dialog history provides the best language-only model performance of 4.72 mean rank.


Dialog history is a strong signal. The dialog history appears to be a very strong signal – models with it consistently achieve mean ranks in the 4–4.8 range even without additional perception modalities, whereas models without dialog history struggle to get below a mean rank of 7. This makes sense, as dialogs are self-referential; in the AVSD dataset, 55.2% of the questions contain co-reference words such as *her*, *they*, and *it*. Such questions strongly depend on the prior rounds of dialog, which are encoded in the DH. We note that adding video and audio signals improves over dialog history alone, by providing complementary information to ground questions.

Temporal perception seems to matter. Adding video features (V) consistently leads to improvements for all models. To further tease apart the effect of temporal perception from being able to see the scene in general, we run two ablations where rather than the video features, we encode visual perception using only the middle frame of the video. In both cases, Q+I and Q+DH+I, we see that the addition of static frames hurts performance marginally whereas addition of video features leads to improvements. Thus, it seems that whereas temporal perception is helpful, models with access to just the middle image learn poorly generalizable groundings. We point out that one confounding factor for this finding is that the image is encoded with a VGG network, rather than the I3D encoding used for videos.

Audio provides a boost. The addition of audio features generally improves model performance (Q+V to Q+V+A being the exception). Interestingly, we see that model performance improves even more when combined with dialog history and video features (Q+DH+V+A) for some metrics, indi-

	Model	MRR	R@1	R@5	R@10	Mean
Language Only	Answer Prior	7.85	1.66	8.17	16.54	28.54
	Q	36.12	20.01	53.72	74.55	7.63
	Q + C	37.42	20.95	56.17	76.60	7.27
	Q + DH	50.40	32.76	73.27	88.60	4.72
Perception w/o Dialog Context	Q + I	35.12	19.08	52.36	73.35	7.90
	Q + V	39.36	22.32	59.34	78.65	6.86
	Q + A	35.94	19.46	54.55	75.14	7.58
	Q + V + A	38.83	22.02	58.17	78.18	7.00
Full Models	Q + DH + I	50.52	32.98	73.26	88.39	4.73
	Q + DH + V	53.41	36.22	75.86	89.79	4.41
	Q + DH + V + A	53.03	35.65	75.76	89.92	4.39

Table 3: Results of model ablations on the AVSDv1.0 test split. We report mean reciprocal rank (MRR), recall@k (R@K), and mean rank (Mean). We find that our best performing model leverages the dialog, video, and audio signals to answer questions.




Dialog history: A man with a blue T-shirt holds a white plastic bag by his couch and smiles before leaving the room through a white door. How many people are in the video? just one man in the video. What room is he in? looks like a living room. What is he doing in the living room? he is standing and holding a bag.

Question: What is inside the bag ?

Top 5 answers:

0.32	not sure it could be takeout food
0.29	it looks like It I can not tell the make
0.23	it appears to be a broom
0.05	on the counter then picks it up and moves it to a different counter
0.03	it looks like a bedroom.



Dialog history: The camera pans to the right to show a man sitting in a chair in front of a tv. It then pans left to a little boy walking in the room playing on a cellphone. how does the video start? A boy is sitting in chair watching television. Is the boy in the room the whole time? No he leaves once the other boy walks in .

Question: Does the boy talk with the other boy?

Top 5 answers:

0.61	Someone says something but I do not think it is either boy.
0.09	No, he is not talking to anyone.
0.08	No but I hear someone else speaking in the background.
0.05	Yes its just the guy.
0.03	No he is not talking in the video.

Figure 7: Example using Q+DH+V+A. The left column of the tables in each figure represents the corresponding answer probability. The ground truth answer is highlighted in red. In both of these examples, the model ranked the ground truth answer at top position.

	Model	MRR	R@1	R@5	R@10	Mean
Original Setting	Q + DH	50.40	32.76	73.27	88.60	4.72
	Q + DH + V	53.41	36.22	75.86	89.79	4.41
	Q + DH + V + A	53.03	35.65	75.76	89.92	4.39
Shuffled	Q + DH	49.03	31.55	71.28	86.90	5.03
	Q + DH + V	51.47	34.17	74.03	88.40	4.72
	Q + DH + V + A	50.74	33.22	73.20	88.27	4.76

Table 4: Shuffling the order of Questions (Q/A pairs). *Original Settings*: Original results. *Shuffled*: Results on shuffled dialogs.

cating there is still complementary knowledge between the video and audio signals despite their close relationship.

Temporal and Audio-Based Questions. Table 5 shows mean rank on subsets of questions. We filter the questions using the two lists of keywords: audio-related words {talk, hear, sound, audio, music, noise} and temporal words {after, before, beginning, then, end, start}. We then generated answers to those questions using the three different models Q, Q+A and Q+V and compared which one would lead to higher rank of the ground truth answer.

	Q	Q+A	Q+V
Audio questions	6.91	6.69	6.52
Temporal questions	7.31	7.15	5.98

Table 5: Mean rank results for the three models Q, Q+A, and Q+V for audio-related questions and temporal questions.

For the audio-related questions, we can see that although both the Q+A and Q+V outperform the Q model, the visual features seem more useful. This can be easily balanced as it is also unlikely that vision is unnecessary in audio questions. However, answers to the temporal questions were much better using the Q+V model, which confirms our intuition. The

Q+A model helps only slightly (7.15 vs 7.31), but the Q+V model yields more significant improvement (5.98 vs 7.31).

The order of the questions/answers is important. An important question to ask is whether the questions and the answers in the dialog are a set of independent question/answer (QA) pairs, or are they strongly co-dependent? To answer this question, we ran an experiment in which we tested the trained model on a shuffled test set containing randomly ordered QA pairs. The top section of Table 4 shows the results on the original test set (ordered), with the results on the shuffled test set below. We observe a difference of ~ 1.87 for $R@k$ averaged across k and models, and ~ 0.33 for the mean rank averaged across models, indicating that the order of the QA pairs indeed matters.

Qualitative Examples. Figure 7 shows two examples using the setup Q+DH+V. The first column in the answer table of each example is the answer probability. The ground truth answer is highlighted in red.

7. Conclusion

We introduce a new AI task: Audio Visual Scene-Aware Dialog, where the goal is to hold a dialog by answering a user’s questions about dynamic scenes using natural language. We collected the Audio Visual Scene-Aware Dialog (AVSD) Dataset, using a two-person chat protocol on more than 11,000 videos of human actions. We also developed a model and performed many ablation studies, highlighting the quality and complexity of the data. Our results show that the dataset is rich, with all of the different modalities of the data playing a role in tackling this task. We believe our dataset can serve as a useful benchmark for evaluating and promoting progress in audiovisual intelligent agents.

References

- [1] Stanislaw Antol, Aishwarya Agrawal, Jiasen Lu, Margaret Mitchell, Dhruv Batra, C Lawrence Zitnick, and Devi Parikh. Vqa: Visual question answering. In *Proceedings of the IEEE international conference on computer vision*, pages 2425–2433, 2015. [2](#)
- [2] Satanjeev Banerjee and Alon Lavie. Meteor: An automatic metric for mt evaluation with improved correlation with human judgments. In *Proceedings of the acl workshop on intrinsic and extrinsic evaluation measures for machine translation and/or summarization*, pages 65–72, 2005. [4](#), [7](#)
- [3] Fabian Caba Heilbron, Victor Escorcia, Bernard Ghanem, and Juan Carlos Niebles. Activitynet: A large-scale video benchmark for human activity understanding. In *Proceedings of the IEEE Conference on Computer Vision and Pattern Recognition*, pages 961–970, 2015. [2](#)
- [4] Joao Carreira and Andrew Zisserman. Quo vadis, action recognition? a new model and the kinetics dataset. In *Computer Vision and Pattern Recognition (CVPR), 2017 IEEE Conference on*, pages 4724–4733. IEEE, 2017. [5](#), [6](#)
- [5] Prithvijit Chattopadhyay, Deshraj Yadav, Viraj Prabhu, Arjun Chandrasekaran, Abhishek Das, Stefan Lee, Dhruv Batra, and Devi Parikh. Evaluating visual conversational agents via cooperative human-ai games. In *Proceedings of the Fifth AAI Conference on Human Computation and Crowdsourcing (HCOMP)*, 2017. [7](#)
- [6] Abhishek Das, Satwik Kottur, Khushi Gupta, Avi Singh, Deshraj Yadav, José MF Moura, Devi Parikh, and Dhruv Batra. Visual dialog. In *Proceedings of the IEEE Conference on Computer Vision and Pattern Recognition*, volume 2, 2017. [1](#), [2](#), [3](#), [4](#), [5](#), [6](#), [7](#)
- [7] J. Deng, W. Dong, R. Socher, L.-J. Li, K. Li, and L. Fei-Fei. ImageNet: A Large-Scale Hierarchical Image Database. In *Proceedings of the IEEE Conference on Computer Vision and Pattern Recognition*, 2009. [5](#)
- [8] Karan Desai, Abhishek Das, Dhruv Batra, and Devi Parikh. Visual dialog challenge starter code. [urlhttps://github.com/batra-mlp-lab/visdial-challenge-starter-pytorch](https://github.com/batra-mlp-lab/visdial-challenge-starter-pytorch), 2018. [6](#)
- [9] Haoyuan Gao, Junhua Mao, Jie Zhou, Zhiheng Huang, Lei Wang, and Wei Xu. Are you talking to a machine? dataset and methods for multilingual image question. In *Advances in neural information processing systems*, pages 2296–2304, 2015. [2](#)
- [10] Unnat Jain, Svetlana Lazebnik, and Alexander G Schwing. Two can play this game: visual dialog with discriminative question generation and answering. In *Proceedings of the IEEE Conference on Computer Vision and Pattern Recognition*, 2018. [4](#), [5](#)
- [11] Yunseok Jang, Yale Song, Youngjae Yu, Youngjin Kim, and Gunhee Kim. Tgif-qa: Toward spatio-temporal reasoning in visual question answering. In *IEEE Conference on Computer Vision and Pattern Recognition (CVPR 2017). Honolulu, Hawaii*, pages 2680–8, 2017. [2](#)
- [12] Andrej Karpathy, George Toderici, Sanketh Shetty, Thomas Leung, Rahul Sukthankar, and Li Fei-Fei. Large-scale video classification with convolutional neural networks. In *Proceedings of the IEEE conference on Computer Vision and Pattern Recognition*, pages 1725–1732, 2014. [2](#)
- [13] Will Kay, Joao Carreira, Karen Simonyan, Brian Zhang, Chloe Hillier, Sudheendra Vijayanarasimhan, Fabio Viola, Tim Green, Trevor Back, Paul Natsev, Mustafa Suleyman, and Andrew Zisserman. The kinetics human action video dataset, 2017. [2](#)
- [14] Ranjay Krishna, Kenji Hata, Frederic Ren, Li Fei-Fei, and Juan Carlos Niebles. Dense-captioning events in videos. In *ICCV*, pages 706–715, 2017. [2](#)
- [15] Hildegard Kuehne, Hueihan Jhuang, Estíbaliz Garrote, Tomaso Poggio, and Thomas Serre. Hmdb: a large video database for human motion recognition. In *Computer Vision (ICCV), 2011 IEEE International Conference on*, pages 2556–2563. IEEE, 2011. [2](#), [5](#)
- [16] Jie Lei, Licheng Yu, Mohit Bansal, and Tamara L Berg. Tvqa: Localized, compositional video question answering. *arXiv preprint arXiv:1809.01696*, 2018. [2](#)
- [17] Chin-Yew Lin. Rouge: A package for automatic evaluation of summaries. *Text Summarization Branches Out*, 2004. [4](#), [7](#)
- [18] Chia-Wei Liu, Ryan Lowe, Iulian Serban, Mike Noseworthy, Laurent Charlin, and Joelle Pineau. How not to evaluate your dialogue system: An empirical study of unsupervised evaluation metrics for dialogue response generation. In *Proceedings of the 2016 Conference on Empirical Methods in Natural Language Processing*, pages 2122–2132, 2016. [7](#)
- [19] Ryan Lowe, Nissan Pow, Iulian V Serban, and Joelle Pineau. The ubuntu dialogue corpus: A large dataset for research in unstructured multi-turn dialogue systems. In *16th Annual Meeting of the Special Interest Group on Discourse and Dialogue*, page 285, 2015. [7](#)
- [20] Tegan Maharaj, Nicolas Ballas, Anna Rohrbach, Aaron C Courville, and Christopher Joseph Pal. A dataset and exploration of models for understanding video data through fill-in-the-blank question-answering. In *CVPR*, pages 7359–7368, 2017. [2](#)
- [21] Kishore Papineni, Salim Roukos, Todd Ward, and Wei-Jing Zhu. Bleu: a method for automatic evaluation of machine translation. In *Proceedings of the 40th annual meeting on association for computational linguistics*, pages 311–318. Association for Computational Linguistics, 2002. [4](#), [7](#)
- [22] Jeffrey Pennington, Richard Socher, and Christopher Manning. Glove: Global vectors for word representation. In *Proceedings of the 2014 conference on empirical methods in natural language processing (EMNLP)*, pages 1532–1543, 2014. [6](#)
- [23] AJ Piergiovanni. I3d models trained on kinetics. [urlhttps://github.com/piergiaj/pytorch-i3d](https://github.com/piergiaj/pytorch-i3d), 2018. [6](#)
- [24] Anna Rohrbach, Marcus Rohrbach, Wei Qiu, Annemarie Friedrich, Manfred Pinkal, and Bernt Schiele. Coherent multi-sentence video description with variable level of detail. In *German conference on pattern recognition*, pages 184–195. Springer, 2014. [2](#)
- [25] Gunnar A Sigurdsson, Gül Varol, Xiaolong Wang, Ali Farhadi, Ivan Laptev, and Abhinav Gupta. Hollywood in homes: Crowdsourcing data collection for activity understanding. In *European Conference on Computer Vision*, pages 510–526. Springer, 2016. [2](#), [3](#)
- [26] Karen Simonyan and Andrew Zisserman. Very deep convolutional networks for large-scale image recognition. *arXiv*

- preprint arXiv:1409.1556*, 2014. 5
- [27] Khurram Soomro, Amir Roshan Zamir, and Mubarak Shah. Ucf101: A dataset of 101 human actions classes from videos in the wild. *arXiv preprint arXiv:1212.0402*, 2012. 2, 5
 - [28] Alessandro Sordoni, Michel Galley, Michael Auli, Chris Brockett, Yangfeng Ji, Margaret Mitchell, Jian-Yun Nie, Jianfeng Gao, and Bill Dolan. A neural network approach to context-sensitive generation of conversational responses. In *Proceedings of the 2015 Conference of the North American Chapter of the Association for Computational Linguistics: Human Language Technologies*, pages 196–205, 2015. 7
 - [29] Naoya Takahashi, Michael Gygli, and Luc Van Gool. Aenet: Learning deep audio features for video analysis. *IEEE Transactions on Multimedia*, 20(3):513–524, 2018. 5, 6
 - [30] Makarand Tapaswi, Yukun Zhu, Rainer Stiefelhagen, Antonio Torralba, Raquel Urtasun, and Sanja Fidler. Movieqa: Understanding stories in movies through question-answering. *2016 IEEE Conference on Computer Vision and Pattern Recognition (CVPR)*, Jun 2016. 2
 - [31] Ramakrishna Vedantam, C Lawrence Zitnick, and Devi Parikh. Cider: Consensus-based image description evaluation. In *Proceedings of the IEEE conference on computer vision and pattern recognition*, pages 4566–4575, 2015. 4
 - [32] Licheng Yu, Eunbyung Park, Alexander C Berg, and Tamara L Berg. Visual madlibs: Fill in the blank description generation and question answering. In *Proceedings of the IEEE international conference on computer vision*, pages 2461–2469, 2015. 2
 - [33] Kangyan Zhou, Shrimai Prabhumoye, and Alan W Black. A dataset for document grounded conversations. In *Proceedings of the 2018 Conference on Empirical Methods in Natural Language Processing*, pages 708–713, 2018. 7
 - [34] Yuke Zhu, Oliver Groth, Michael Bernstein, and Li Fei-Fei. Visual7w: Grounded question answering in images. In *Proceedings of the IEEE Conference on Computer Vision and Pattern Recognition*, pages 4995–5004, 2016. 2
 - [35] znaoya. Aenet: audio feature extraction. url-
<https://github.com/znaoya/aenet>, 2017. 6

Appendix Overview

This supplementary document is organized as follow:

- Sec. **H** Dialog examples from AVSD.
- Sec. **I** qualitative examples from AVSD.
- Sec. **J** snapshots of our Amazon Mechanical Turk interface that served collecting the video summaries along with some examples.

H. AVSD Examples

Examples of AVSD datasets are presented in 8. As we can see from these examples, the questions cover several aspects of the video. While most of questions ask about the actions in the video, some questions focus on actions at specific temporal segment (e.g. “what is happening at the end?” “How does the video start?” “What is happening next?”). In addition, the dataset also has audio related questions: “Is there any audio?” “Does he talk at all?” “Is that the only thing they say in the video?”.

I. Qualitative examples from our dataset.

In this section we discuss the model responses to several types of challenging and interesting questions in our dataset. In a video-based dialog, questions can be about audio, visual appearance, temporal information or actions. We examine the model responses for these questions based on different input modalities. Examples are randomly selected from the test set.

I.1. Examples with Q+DH+V+A

Figures 9a and 9b show examples of audio related questions. In figure 9a, although the model ranked the ground truth answer at third position, the two top ranked answers can also be valid answers to the given question "Dose he say any thing?". In 9b, three out of the top four ranked answers can be a valid answers as well. They all answered 'no' to the question. This highlights the deep understanding of the question and context. Figures 9c, 9d and 9e are examples of visual-related questions. In figure 9e, the model

must determine a person’s age by leveraging visual cues from the video frames. An important type of question in video-based dialog is the temporal-based question. Examples of this type are shown in Figure 9d and 9f. Figures 9g and 9h show interesting and challenging questions about the general scene. In our dataset, there are no one-word answers such as "yes" or "no". The Answerers were asked to provide further details about their responses.


I.2. Examples comparing setups Q, Q+V, Q+A and Q+DH+V+A

Figure 10 shows examples comparing results between models Q, Q+V, Q+A and Q+DH+V+A. The GT rank is the rank of the ground truth answer for the corresponding model. The top answer is the first ranked answer for the corresponding model. The red highlights the best model. In figure 10a the question is audio related question and the Q+A model performs better. The question from the example in figure 10b is visual related question and the Q+V model performs best. Figure 10c presents a temporal related question best answered by the Q+V model. This highlights the value of each modality in the dataset.

J. Summaries Interface.

The data collection process of AVSD included a downstream task, where the Questioners had to write a summary of what they think happened in the video based on the conversation they had about it. To evaluate the quality of these conversations, we ran a separate study case on AMT. We asked 4 people to watch the video and write a summary describing all the events in the video. Figure 11 shows the interface for this task. People where presented with example of the video and the script for that video. We then compared these summaries with the one written by the Questioner.

Figure 12 shows some examples of the 4 summaries collected in this study (first four rows) and the summary written by the Questioner at the end of the dialog (last row). In these examples, we see that the summary written by the Questioner captures most of the events described in the 4 summaries.



Q. What is the adorable boy looking at ?
He was looking outside the window

Q. Can you tell what he is looking at?
I can't tell what he is looking at

Q. How does the video start?
The boy is sitting on the chair and eating a bread

Q. Is he alone in the video?
Yes he is alone in the video

Q. Is there any audio?
Yes there were some noise on the video

Q. How old does he appear to be?
I think he appear to be 11 years old

Q. How does the video end?
The boy looked out the window


Q. Are there any pets in the video?
There is no pet in the video

Q. Do you know what nationality he is?
I can't tell what nationality he is

Q. Is there anything else I should know?
That is all that happened in the video

Questioner Summary: A boy is in the kitchen, sitting on a chair. He gets up to look out the window.

(a)



Q. How many people in the video?
There is only one person

Q. How does the video start?
The video begins with this person laughing

Q. Do you know what they are laughing at?
No, but they laugh several times in the beginning

Q. What do they do after laughing?
They open an pantry door

Q. Do they remove anything from the pantry ?
Yes, they remove a blue plastic cup

Q. Is the blue cup empty?
No, they smell the contents in the cup and then

Q. After they take the drink, do they do anything with the cup?
They just look at it and say "Hmmm"

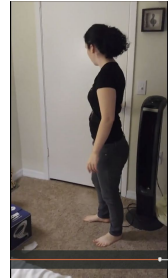
Q. Is that the only thing they say in the video?
Yes, that is all they say

Q. How does the video end?
Looking at the cup and saying "Hmmm"

Q. Anything else relevant about the video I should know?
When he opens the pantry door, he kicks off his shoes

Questioner Summary: A man opens a pantry and removes a blue cup and takes a drink

(c)



Q. What is going on when the video starts?
A woman is walking toward a closed door

Q. What happens next?
She flips a light switch and opens the door

Q. Does she say anything at all?
No she is quite the whole time

Q. What does she do after she opens the door?
She goes in a closet and starts looking through hanging clothes

Q. Does she take any of the clothes ?
No she just looks through them and leaves.

Q. Does she turn the light back off?
Yes she turns off the light before closing the door.

Q. Does she do anything else when she comes back in the room?
She picks up a water bottle from the table


Q. Does she drink from it?
Yes she gets a drink

Q. What does she do after
She put the cap back on and puts it back on the table

Q. Is that how the video ends?
Sorry it actually ends before she puts it on the table.

Questioner Summary: A woman turns on the closet light and looks through some clothes. She leaves the closet shuts the door and gets a drink of water.

(e)



Q. What is going on when the video starts ?
The man is entering the house

Q. Is he carrying anything?
He is not carrying anything

Q. What does he have over his shoulder?
It looks like he has a jacket

Q. Does he have that when he walks in the door?
He does have that

Q. What does he do when he walks in?
He starts to undress himself

Q. Does he close the door?
He does not close the door

Q. What happens after that?
The man just stands by the door

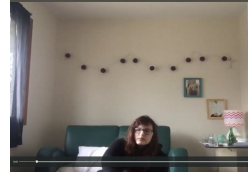
Q. Does anyone see him?
Nobody else seems to notice

Q. Does he talk at all?
No, he does not talk at all

Q. How does that video end?
The man just stands by the door

Questioner Summary: A man walks through the door and starts to undress

(b)



Q. Is the woman just waking up?
It does look like she just woke up

Q. Is the woman alone in the video?
Yes the woman is alone in the video

Q. What happens in the first 3 seconds?
The woman is putting her shoes on

Q. What else happen next?
She stands up after putting her shoes on

Q. Does she walk away from the bed ?
Yes, she walks away when she goes out the door.

Q. Does she put on anything else?
No, she does not put on anything else.

Q. Does she speak in the video?
No she does not speak in the video.


Q. Does she exit the room?
Yes, she does leave the room

Q. Does she sneeze or cough in the video
No, she does not make any sound

Q. Can you see where she exit to?
She picks up her laptop and goes out the door.

Questioner Summary: A person get out of bed then groom their self and exit.

(d)



Q. Does the girl walk from one room into the kitchen?
Yes she does maybe living or dining room

Q. What does she do at the very beginning?
she walks into the kitchen and looks into the pantry

Q. Is the cat in the first frame ?
Yes the cat follows her by the pantry

Q. What does she do at the pantry ?
She looks into the pantry with a flashlight

Q. Is there any audio?
No background noise, she doesn't speak

Q. Does she take anything from the pantry?
No she does not she only looks

Q. Is that a blanket or sweater over her arm?
She has a large grey blanket

Q. Did she pick that up from anywhere?
No she did not she walked in with it on her arm

Q. Does she exit the frame at the end?
No she does not, she's still at the pantry

Q. About how old is she ?
She looks young about her early 20's

Questioner Summary: A woman turns on the closet light and looks through some clothes. She leaves the closet shuts the door and gets a drink of water.

(f)

Figure 8: Examples of AVSD V.1



Dialog history: A man walks into a hallway. He first picks a camera up off of the shelf and then sets it back down. Then the man walks over to a vacuum cleaner and begins to vacuum the hallway. How does the video start? Man gets into the room. Is he holding anything? No, but he goes to check the camera. What else does he do? Picks it up, looks at it then starts vacuuming.

Question: Does he say anything?

Top 5 answers:

0.29	No this man never spoke a single word.
0.21	Nothing to say anything and any sounds not come.
0.16	No, i didn't hear anything.
0.06	He is saying something in a foreign language.
0.05	No , I can not hear him say anything.

(a)



Dialog history: A man walks into a hallway. He first picks a camera up off of the shelf and then sets it back down. Then the man walks over to a vacuum cleaner and begins to vacuum the hallway. How does the video start? Man gets into the room. Is he holding anything? No, but he goes to check the camera. What else does he do? Picks it up, looks at it then starts vacuuming. Does he say anything? No, I didn't hear anything. Does he do anything else? No, he does not do anything else. What is the man wearing? He is wearing tank top and shorts.

Question: Is there anything in the room ?

Top 5 answers:

0.46	A shelf where is the camera.
0.17	Yes there is a closet in the room.
0.08	Yes , when he wipes the sweat , he continues to play.
0.05	It look like a man.
0.04	He pushes the table to the side and puts a chair in its place.

(c)



Dialog history: A woman is standing at the table reading a book. She is drinking a cup of coffee and eating something on the table. How many people are there? Just one person is what I see. What do they do? They appear to drink out of a cup. Can you tell what they are drinking? no, I cannot tell what they are drinking. Do they talk? No, I do not see them talk at all. Are they reading? Yes, I see them reading a book. Do they look at the camera? No, I do not believe they do. Is this in a kitchen? No, I do not think it is in a kitchen.

Question: Is the girl a teenager?

Top 5 answers:

0.81	I do not think she is a teenager.
0.11	No this is an adult.
0.02	Maybe 30s or late 20s.
0.01	Yes from what I can see.
0.01	It looks like a controller of some kind but because it is so dark it is hard to tell.

(e)




Dialog history: A man is watching tv as he grabs a piece of bread and takes a bit. He grabs a cup and drinks from it as he continues to watch tv. What is happening in this video? A young man is watching TV. What is he watching on TV? I can not tell, it only shows the tv for a second. How old is this young man? this young man is 21. What room is he in? He is in his bedroom. Does he speak at all in this video? He does not say anything. What color is his shirt? He is wearing a purple shirt. Is he eating any food during the TV show? He picks up a piece of bread and eats it. Is it daytime or night where he is? I can not tell, there is no clock or window. What nationality would you guess he was? He appears to be Indian.

Question: Is there anything else going on there I should know about?

Top 5 answers:

0.59	After he sneezes a few times , he closes the medicine cabinet , and the video ends.
0.09	The only other thing is that he takes a sip of water from a cup at the end.
0.08	Guy is in front of large open curtain window standing while pulling off sweatshirt.
0.04	He says hello, UNK it going.
0.04	Nothing else is happening in this video.

(g)



Dialog history: A man with a blue T-shirt holds a white plastic bag by his couch and smiles before leaving the room through a white door. How many people are in the video? Just one man in the video. What room is he in? Looks like a living room. What is he doing in the living room? He is standing and holding a bag. What is inside the bag? Not sure it could be takeout food. What else does he do? He stands for sometime before walking into another room. Does he start off in the room? He starts off walking into living room.

Question: Is there any sound?

Top 5 answers:

0.27	There is no sound in video.
0.13	No don't know why he does that.
0.11	No there is no sound.
0.10	There is no audio of importance.
0.09	Yes there is sound in the video.

(b)




Dialog history: The man is walking into the bathroom and he closes the door. The man is fixing his clothing in the mirror.

Question: Where in the house does the video begin?

Top 5 answers:

0.41	It starts with a man walking into the kitchen.
0.36	The door in the room looks like the front door, so it may be the entry room.
0.11	In a hallway with closets.
0.06	He walks into the bathroom.
0.02	It looks like a stairway down.

(d)



Dialog history: A guy walks into a house and removes his shoes before entering. He closes the door behind himself and smiles at the door. Is the one man the only person in the video? There is only one man in the video. What does the man do? He walks towards a door and takes his shoes off before he steps inside.

Question: Then what does he do?

Top 5 answers:

0.59	He washes men's shirts and put them up to dry on the back of the chair.
0.09	He grabs a broom and starts sweeping the floor.
0.08	He steps inside and he closes the door slowly.
0.04	To the other side of the place.
0.04	He is staring down the entire thing. when he takes off his coat he neatly folds it and places.

(f)



Dialog history: A man is looking at his laptop and then presses a button. The man continues using the laptop while standing and eating. How many folks are in this scene? There is only one person. What room is he in? I think he is in the dining room. What happens in this scene today? The man is using his laptop while standing and eating something. What does he do next? That is the only thing he does. How old would you say he is? I think he is around 20. Do you think he is working or just messing around? I think he is just messing around. Does he look hurried or nervous? No, he does not look nervous at all.

Question: Is the room clean?

Top 5 answers:

0.19	Yes very clean and organized.
0.12	It looks clean enough. It is hard to see.
0.11	It looks pretty clean and organized.
0.10	Yes, the closet looks clean , except for the pillow that was on the ground.
0.10	Yeah a bit with stuff on the floor.

(h)

Figure 9: Examples using Q+DH+V+A. The left column of the tables in each figure represents the corresponding answer probability. The red highlights the ground truth answer.




Dialog history: A man is fixing the comforter on a bed, then inspects a picture frame on the nightstand. He then takes 2 pillows out of a cardboard box and places them on the bed. How many people are in the clip? There is just one guy. Is he there in the beginning? Yes, he is there the whole time. What does he start off doing? He is fixing his comforter on the bed. What does he do when he's done making his bed? He checks the picture frame on the nightstand. What's the guy's next move? Then he takes two pillows out of a box by the bed. What does he do with them? He puts them on the bed. Does he do anything else after that? No, that is all that he does. Does he speak at all? There is no talking in the clip.

Question: Is there any background noise?

GT answer: There is no noise either.

	GT rank	Top answer
Q	6	Mostly static noise in the background other than coughing.
Q + V	9	There is no background noise of note.
Q + A	3	Just the noises of running around.
Q + DH + V + A	1	There is no noise either.

(a)



Dialog history: A man is in the hallway talking to someone on the phone. The man reaches his hand out, and grabs the door handle next to him and opens the doors one side at a time. What is happening in the video? A man is talking on a phone and opening a closet door where washer and dryer are located. Can you hear what he is saying? He is talking low, but it sounds like laundry he is talking about. Is that all he do? He opens the dryer to see if any laundry is in there. Is there anyone else in the video? No, he is the only one in the video. So this is like a laundry room or is it like a general area? It is a hallway and the washer dryer are behind a door. Does he walk around? He stays in front of the doors while talking on the phone.

Question: Is he there from the beginning of the video or he walks in?

GT answer: He is there in the hall from the beginning.

	GT rank	Top answer
Q	12	Yes, he does walk inside.
Q + V	2	He is standing there from the beginning.
Q + A	13	Yes, he walks towards the door.
Q + DH + V + A	1	He is there in the hall from the beginning.

(b)



Dialog history: A man reaches high up and puts something on a wall. After he is done he starts sweeping the floor with a broom. Is there only one person in the scene? Yes, he is the only person present in the video. What happens at the beginning? The man is watching at something he's holding in his hands. Do you hear any noise throughout the scene? No, there is audio but it's mostly silent.

Question: Great, so he fiddles with something in his hands then what happens?

GT answer: The man puts it in the wall, it looks like its a lightbulb but not really sure.

	GT rank	Top answer
Q	10	He picks the book up and flips through it.
Q + V	2	He opens the door and gazes out of it.
Q + A	16	He picks the book up and flips through it.
Q + DH + V + A	4	He carries it out of the room.

(c)

Figure 10: Comparison between models Q, Q+V, Q+A and Q+DH+V+A. The GT rank is the rank of the ground truth answer for the corresponding model. The top answer is the first ranked answer for the corresponding model. The red highlights the best model.


Summarize a Short Video.

▼ Instructions

In this task, you will provide a descriptive summary of what happens in a short video.

- 1 You will watch a short video.
- 2 Your objective is to summarize the video in couple of sentences describing what is happening in the video
- 3 Your summeray should describe the sequence of actions that take place in the video, rather than people or objects appearences.




▼ Examples



Summary: A person by the entryway is smiling because they are looking at a picture on their phone. They start grasping a glass of water and take a drink from it, while leaving their phone on the ground.




Waiting to Accept the HIT...

Figure 11: Summaries data collection interface on AMT.




A person runs up a fight of steps holding a pillow. Another person walks down the steps holding something in his hand.
A young man begins to run up the stairs with a pillow in his hands, crossing paths with an older gentleman coming down the stairs.
A young man comes running up a spiral staircase with a pillow in his hand, while an older man comes down the stairs, carrying an object in his right hand.
A kid comes running in with loud flip flops. He's carrying a pillow and runs up the stairs. Meanwhile another guy is coming down the stairs.
An elder man is climbing the stairs and passing the boy and he is holding a sandwich in his hands.

(a)

A woman is standing in the bathroom in front of her laptop. The woman works on the laptop and is by herself.
A girl is in the bathroom looking at her laptop. She sets it down and just begins typing away at it. She is staring at her laptop.
An person is typing on an computer in an bathroom. she stands up and replants the device on the counter. she continues to tap the keys.
A woman is standing in a bathroom holding an open laptop. She then places the laptop on the counter and begins to type on the keyboard.
A person uses their laptop next to the sink.

(b)

Two ladies are standing outside. One has a plate in her hand and is drinking. The other is sweeping the doorway. The first one walks in the house while sipping drink.
A woman is sweeping off steps while a red headed woman, carrying a glass of water and a plate with a piece of bread takes one step up at a time, while taking a drink each time.
A woman stands near another woman who is cleaning the floors. The woman who is not cleaning is carrying water and a plate of food into her walkway.
Two women are outside, the one woman is sweeping off the step while the other lady is holding a plate and a cup. The lady holding the plate and cup walks up the steps while the other lady continues to sweep, she then drinks from the cup.
While a woman is sweeping her front steps and entry a woman in a Blue Sari approaches carrying bread and drinking water. She passes the sweeping woman and enters.

(c)

Figure 12: Comparison between different video summaries. The first 4 rows are summaries written by people after watching the entire video. Last row is summary written by the questioner who did not watch the video.