



Buddha Purnima

MAY 2026

# KIDS AGE

SEEDLING®

EST. 2006

www.kidsage.in

CHILDREN'S NATIONAL NEWSPAPER

VOL. 19 - ISSUE 03 - MAY 2026

## I'M SO HUNGRY!



SEEDLING



### Easy & Fun Arts & Craft Course

(for Preschoolers)

SCRATCH AND ENJOY!



Scratch here to unlock your Vacation Creativity Course Worth

₹ 599/- for FREE!



Scan the QR Code to get details!

HOW TO USE:

1. Scratch to reveal the coupon code.
2. Visit [kidsage.in/sdvac/](http://kidsage.in/sdvac/).
3. Click on "Buy Now" and then click on "Add To Cart".
4. Click on "Checkout" and apply the coupon code.

"I'm so hungry. What can I eat?" asked. "Have a

or an , said. "I am tired of

& , said. "Would you like some

or ?" asked. "I'm tired of

& too," said. thought for a minute &

asked, "How about Tooty Fruity Salad?" "Cool! What's that?"

asked. "A special recipe," said. got

, , & . Then, he cut the into

10 slices & put them in the . He put 10 in

the . While cut an , sliced 4 .

He added them to the & stirred with a . He broke

a into 4 pieces & put them in the with the

. "Now, you have a tooty fruity salad," said. "I

like this fruity salad, but why is it tooty?" asked. "Because

it's too good to be turned , said.

## REBUS KEYS

= Raju

= Mom



= family

= biscuit cracker

= apple

= banana

= grapes

= down

& = and

1 = one

= fruits

= strawberries

= bowl

4 = four

= spoon

= knife

10 = ten



Turtles date back to the time of the dinosaurs, over 200 million years ago.

## READING DOTS

Read the words and draw the picture. Then, colour it.

**START:** pot → box → rod → job → mob → rob → sob → bog → fox → dog → fog → hog → jog → log → hop → cop → mop → pop → top → cot → dot → hot → got → lot → not → pot

## DANDY DOGS

Draw a line from each dog face to the shape it resembles.

## Safety First

The pictures below are not in the right order. Draw a line from each picture to the word that describes its place in the sequence.

• First •

• Next •

• Then •

• Last •

Write your town's emergency telephone numbers below:  
Fire Department: \_\_\_\_\_ Police Department: \_\_\_\_\_

## Things I Like to Eat

Colour the food pictures that you like to eat.



## Before and After

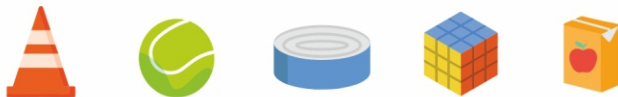
1) Circle the object that is after the cube-shaped object.



2) Circle the object that is before the spherical object.



3) Circle the object that is after the cone-shaped object.



4) Circle the object that is before the pyramid-shaped object.




5) Circle the object that is after the cylindrical object.





## DRAWING LINE

Draw the line on each square according to the example.



## SIGN CODE

Draw the sign that matches the picture below.



--	--	--	--



--	--	--	--



--	--	--	--

## MATH PUZZLE

Each geometric shape is assigned a different number. Solve the problem as shown in the example.



$$\text{Yellow Triangle} + \text{Pink Pentagon} + \text{Green Circle} = ? \quad \boxed{2+7+3=12}$$

$$\text{Dark Blue Circle} + \text{Orange Trapezoid} + \text{Red Square} = ? \quad \boxed{\phantom{000}}$$

$$\text{Green Right-angled Triangle} + \text{Green Right-angled Triangle} + \text{Purple Diamond} = ? \quad \boxed{\phantom{000}}$$

$$\text{Pink Pentagon} + \text{Green Circle} + \text{Yellow Triangle} = ? \quad \boxed{\phantom{000}}$$

$$\text{Cyan Rectangle} + \text{Cyan Rectangle} + \text{Red Square} = ? \quad \boxed{\phantom{000}}$$

$$\text{Green Right-angled Triangle} + \text{Orange Trapezoid} + \text{Green Circle} = ? \quad \boxed{\phantom{000}}$$

$$\text{Red Square} + \text{Dark Blue Circle} + \text{Yellow Triangle} = ? \quad \boxed{\phantom{000}}$$

$$\text{Orange Trapezoid} + \text{Purple Diamond} + \text{Dark Blue Circle} = ? \quad \boxed{\phantom{000}}$$



Senet is one of the oldest known board games. It was played in ancient Egypt around 3100 BC.
















# Save the Castle

Addition and Subtraction Game for 2-4 players...  
you need: 14 Counters for each player, a Die

START	2+6		6+8	10-5	7-4	5+3					
6+6	 <p>Each player selects a coloured counter and places it at the start position. Players take turns to roll a die, move forward that many spaces, answer the sum, and then cover the answer on the castle with their coloured counter. If the number is already covered, the player does not cover any number in this turn. If the player cannot answer the sum, the next player can answer or roll. If a player lands on a <b>knight</b>, they can cover a number of their choice. The winner is the player who covers the maximum numbers on the castle with his/her coloured counters.</p>					9+5					
8-7						7-3					
10-4						8-6					
10+5											
9-4						9+9					
7-5						10-6					
						6+5					
9+3						3+6	10+9	9-7	8+3		10-7

# Name 3 things - Board Game

Put counters, roll a die, and do as directed.

<b>Start</b>	(1) Name 3 things that are <b>yellow</b> .	(2) Name 3 things that are <b>red</b> .	(3) <b>Go back to Start</b>	(4) Name 3 things that are <b>green</b> .	(5) Name 3 things that are <b>orange</b> .
					(6) Name 3 things that are <b>black</b> .
(22) Name 3 days.	(23) Name 3 seasons.	(24) Name 3 things that need electricity.	(25) Name 3 ways to reach school.	(26) Name 3 sweet things. 	(7) Name 3 things that are <b>white</b> .
(21) <b>Move ahead 2 spaces</b>	 			(27) Name 3 salty things. 	(8) <b>Miss a Turn!</b>
(20) Name 3 months.				 	
(19) Name 3 birds.	(31) Name 3 oceans.	(30) Name 3 continents.	(29) Name 3 cities.		
(18) Name 3 wild animals.					(11) Name 3 vegetables.
(17) Name 3 farm animals.	(16) <b>Roll Again</b>	(15) Name 3 pets.	(14) Name 3 classroom things.	(13) Name 3 school subjects.	(12) Name 3 toys.

Root vegetables are underground plant parts eaten by humans or animals as food, whereas the ones growing above the ground are called shoot vegetables.



## SINGING CROSSWORD

Sing the song then complete the crossword puzzle.

Head and shoulders, knees and toes,  
knees and toes, knees and toes.  
Head and shoulders, knees and toes,  
eyes, ears, mouth, and nose.

1    S

2 H

3  O

4  U

5 L

6  D

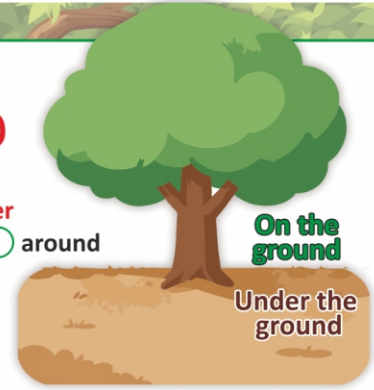
7  E

8  R

9  S

## ON OR UNDER THE GROUND

Draw a red circle ○ around the vegetables that grow under the ground and a green one ○ around those that grow on the ground.



Tomato

Potato

Brinjal

Cauliflower

Carrot

Mushroom

Beans

Beetroot

Spinach

Onion

## Count The Shapes

Write the count of each shape.  
See the example.

Circle	2			
Rectangle	0			
Square	3			
Triangle	1			
TOTAL	6			

## A LITTLE DROP OF WATER

Read.

Where am I?  
I am the rain!

I am on your forehead.

I am in your glass.

Bottle of water

Bathtub

Pool

I AM EVERYWHERE!

Aquarium

Watering can

Tap




Gross motor skill development involves the **large muscles** in the **arms, legs, and torso**. Gross motor activities are important to everyday physical activities like **walking, running, throwing, lifting, kicking, etc.**

# FINE MOTOR ACTIVITIES

Pick one



Cut **paper** with **scissors**.



Tear the **strips** of **paper**.



Draw with **chalk**.




Clip **clothespins** on **paper** or other objects.



Make a **tower** with **blocks**.



Use a **hole punch** to make '**confetti**'.



String through holes with **yarn**.



Use **decorative tape** on **paper**.




Colour with a **paintbrush**.



Wrap **rubber bands** around objects.



Scoop **rice** into containers.



Draw or write **letters** in **sand**.



Squeeze **lemons** to make **lemonade**.



Put a **puzzle** together.



Make **balls** out of **paper**.



activity to do each day and mark it off (✓) when you are done.



String beads on yarn or pipe cleaners.



Use tweezers to pick up objects.



Colour a picture with crayons.



Make 'snakes' with playdough.



Sprinkle water with a spray bottle.




Roll balls out of playdough or clay.



Use a water dropper during water play.



Insert pipe cleaners in the colander's holes.



Push toothpicks into styrofoam.



Draw a picture on a vertical surface.



Make dots on paper with glue.




Use rollers with playdough.



'Write' with fingers in shaving cream.



Attach 'Chip clips' onto different objects.



Put pushpins into cardboards (under supervision).




Use squeeze bottles during water play.



Humans can think deeply, solve complex problems, and create new things like machines, books, and computers. Animals can think too, but usually only in simple ways, like finding food or staying safe.

## The Right Way

Help each animal find where it lives and what it eats, by ticking (✓) the correct circles and reading the words on it. Fill in the missing words in the two sentences below.



The cow lives in the

and eats

The parrot lives

in the      and

eats

## PICTOKU

Complete the grid so that each column and each row has only one picture of each item.




Hint: Begin with Row number 2.

## Missing Numbers

1	2		4	5	
7	8		10	11	12
13		15		17	18
	20		22	23	24
25		27	28		30

Write the missing numbers hidden by the animals.

=    
 =    
 =   
 =    
 =    
 =   
 =    
 =    
 =

## ANIMAL SOUNDS

Circle the correct option.



- moo
- mew



- bleat
- oink



- bark
- neigh



- moo
- mew



- Bark
- cluck



- oink
- neigh



- quack
- roar



- ribbit
- roar



- hoot
- trumpet



# Handprint Garland Mother's Day Card

## SOME INTERESTING MOTHER'S DAY FACTS



In the UK, Mother's Day falls on the fourth Sunday of Lent. It has been around since the 16<sup>th</sup> Century.

In the US, Anne Jarvis came up with the idea of celebrating the Mother's Day, in 1908.

Mother's Day is also known as Mothering Sunday in the UK.

In Azerbaijan, Mother's Day is celebrated on International Women's Day!

The term 'Mum' was invented by babies. The first and easiest sound a baby can vocalise is the 'ma' sound.

### SUPPLIES NEEDED:

- Paint • Cardstock • Scrapbook paper • Hole punch
- Ribbon • Scissors • Glue • Marker

### STEPS:

1. Stamp your child's or children's handprints onto the cardstock.
2. Once dry, cut the hand prints into square shapes. (Each child can do one or two handprints; whatever you prefer!)
3. Cut matching squares from

scrapbook paper and glue each handprintsquare onto one.

4. Use the hole punch to make two holes at the top of each square.
5. Lace a ribbon through the holes and tie the ends, so the banner can be hung up.
6. Use the marker to write 'Happy

Mother's Day' and include the name of each child next to their handprint.

7. Place the finished banner inside a large envelope and mail it to someone special you'd like to wish a very Happy Mother's Day!

# TEAMWORK IN THE BACKPACK



## I CAN DO IT ALONE!

A proud pencil stands hero-style in the backpack.




## UH-OH...

The pencil tries to write, but makes a big mistake on a notebook page.



## HELPING HAND

The eraser gently steps forward, smiling.



## MORE HELP!

Crayons add colour to the page. The notebook looks happy.



## WORKING TOGETHER

All supplies work together peacefully. The page looks neat and colourful.



## WISE ENDING

Supplies smile together inside the backpack.





Children who read books often, i.e. more than once a week gain higher results in maths, vocabulary, and spelling tests than those who read less.

## I CAN READ

**apple**

my apple  
my big apple  
This is my big apple.



**ant**

my ant  
my big ant  
This is my big ant.



**book**

my book  
my big book  
This is my big book.



**bee**

my bee  
my big bee  
This is my big bee.



**car**

my car  
my big car  
This is my big car.



**cat**

my cat  
my big cat  
This is my big cat.



## Fill in the correct word

pig lip sit dig bib fin

The    is red.

The    is pink.

The dog likes to   .

The baby has a   .

The fish has a   .

The girl can   .

## Word Families Puzzles

Fill in the boxes with the letters **A, E, I, O, or U** to complete the word puzzles.

 <table border="1"> <tr><td>P</td><td></td><td></td></tr> <tr><td>C</td><td></td><td>T</td></tr> <tr><td></td><td></td><td></td></tr> <tr><td></td><td></td><td>T</td></tr> </table>	P			C		T						T	 <table border="1"> <tr><td>H</td><td></td><td></td></tr> <tr><td>P</td><td></td><td>N</td></tr> <tr><td></td><td></td><td></td></tr> <tr><td></td><td></td><td>N</td></tr> </table>	H			P		N						N	 <table border="1"> <tr><td>B</td><td></td><td></td></tr> <tr><td>S</td><td></td><td>N</td></tr> <tr><td></td><td></td><td></td></tr> <tr><td></td><td></td><td>N</td></tr> </table>	B			S		N						N
P																																						
C		T																																				
		T																																				
H																																						
P		N																																				
		N																																				
B																																						
S		N																																				
		N																																				
 <table border="1"> <tr><td>C</td><td></td><td></td></tr> <tr><td>B</td><td></td><td>T</td></tr> <tr><td></td><td></td><td></td></tr> <tr><td></td><td></td><td>T</td></tr> </table>	C			B		T						T	 <table border="1"> <tr><td>R</td><td></td><td></td></tr> <tr><td>B</td><td></td><td>D</td></tr> <tr><td></td><td></td><td></td></tr> <tr><td></td><td></td><td>D</td></tr> </table>	R			B		D						D	 <table border="1"> <tr><td>J</td><td></td><td></td></tr> <tr><td>T</td><td></td><td>P</td></tr> <tr><td></td><td></td><td></td></tr> <tr><td></td><td></td><td>M</td></tr> </table>	J			T		P						M
C																																						
B		T																																				
		T																																				
R																																						
B		D																																				
		D																																				
J																																						
T		P																																				
		M																																				
 <table border="1"> <tr><td>P</td><td></td><td></td></tr> <tr><td>B</td><td></td><td>N</td></tr> <tr><td></td><td></td><td></td></tr> <tr><td></td><td></td><td>G</td></tr> </table>	P			B		N						G	 <table border="1"> <tr><td>B</td><td></td><td></td></tr> <tr><td>M</td><td></td><td>G</td></tr> <tr><td></td><td></td><td></td></tr> <tr><td></td><td></td><td>G</td></tr> </table>	B			M		G						G	 <table border="1"> <tr><td>W</td><td></td><td></td></tr> <tr><td>L</td><td></td><td>D</td></tr> <tr><td></td><td></td><td></td></tr> <tr><td></td><td></td><td>G</td></tr> </table>	W			L		D						G
P																																						
B		N																																				
		G																																				
B																																						
M		G																																				
		G																																				
W																																						
L		D																																				
		G																																				

## SUBTRACTION WITH SHAPES

Remove the pictures from the figures on the left. Draw the remaining pictures in the answer box. One has been done for you.


 	-		=	
 	-		=	<input type="text"/>
 	-		=	<input type="text"/>
 	-		=	<input type="text"/>

Elephantfish sense and communicate using **electricity**. Through these unique but **weak electrical signals**, they can see their surroundings in 3D.




# House

Finish drawing the house, and paint it as shown.



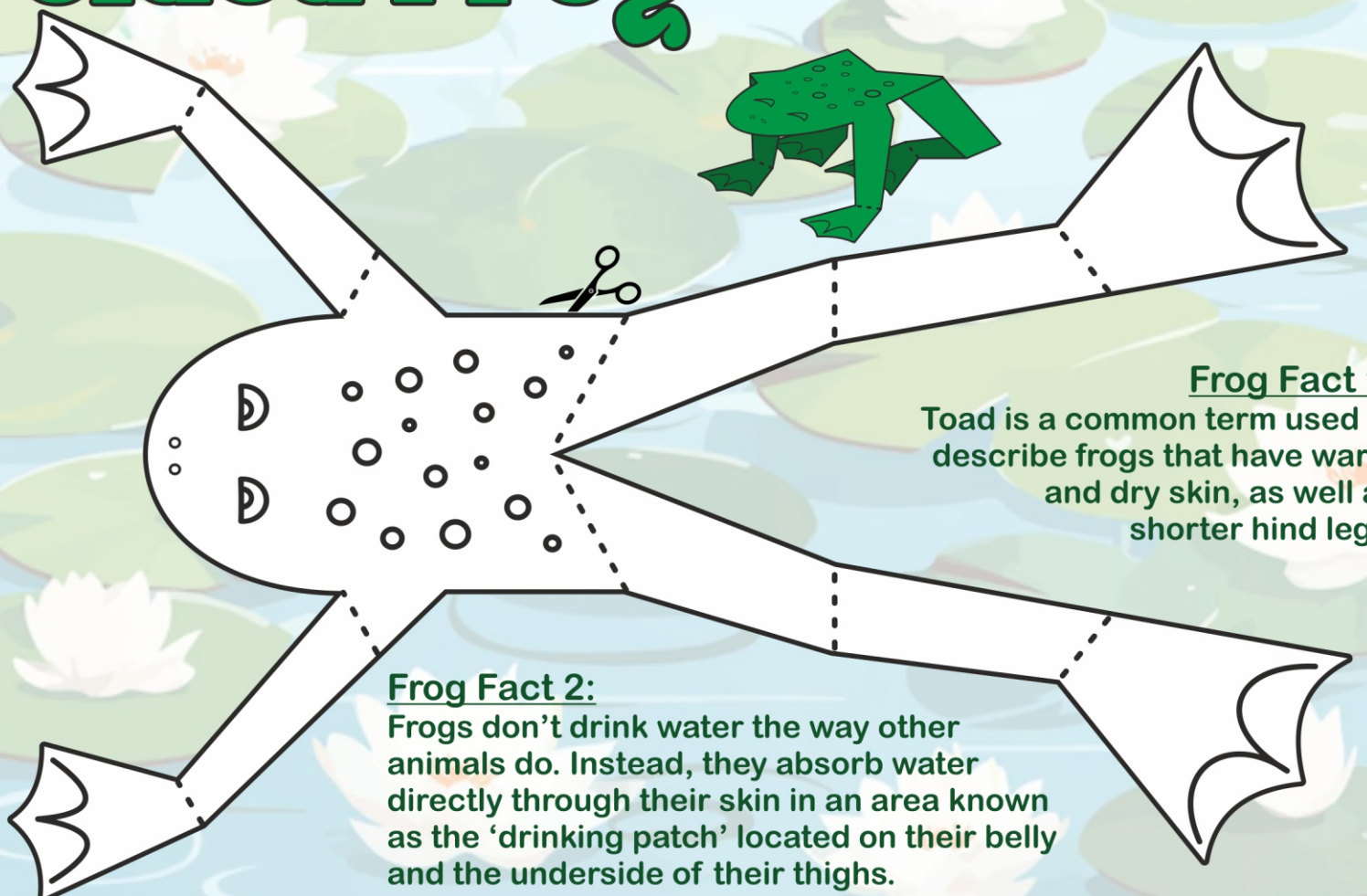
# Fish Match

Cut and paste the fish tails correctly to their bodies.



# Folded Frog

Colour and cut out the frog image, then fold along the dashed lines to make it sit.



### Frog Fact 1:

Toad is a common term used to describe frogs that have warty and dry skin, as well as shorter hind legs.

### Frog Fact 2:


Frogs don't drink water the way other animals do. Instead, they absorb water directly through their skin in an area known as the 'drinking patch' located on their belly and the underside of their thighs.



According to some, the origin of ice cream dates from 550 BCE in Persia. Their ice cream was composed of sweetened ice water crushed into tiny pieces, sprinkled with toppings and fruits.

# HAPPY BIRTHDAY!

 Iqra Nagri Nur (29th May)	 Hania Ahmed (18th Apr)	 D Danshikaa Pre KG (15th May)	 Ruhi Mavadiya HKG (12th May)
 Vamika Vijay Nur (6th Apr)	 Vedant Saraf PG (6th Apr)	 Veera Mathe UKG (18th May)	 Jagadeva LKG (5th May)
 Yesivi KV LKG (31st Apr)	 Sangram Jaware Jr KG (5th Apr)	 Shawn Aaron Nur (5th May)	 Ansh Doshi Jr KG (2nd Apr)
 Anaira Pinto Jr KG (13th May)	 Kiaan PG (26th May)	 Keerat Kaur LKG (6th Apr)	 Smira Keshdare (21st May)



## I SPY: AT THE BEACH

Fill in the blanks looking at the picture above.
















S \_ N \_ L \_ S \_ E \_      \_ A \_ D \_ \_ \_ S T \_ E \_  
 U M \_ R \_ L \_ A      S \_ R \_ \_ O \_ R \_  
 \_ H \_ L \_ S      \_ U \_ \_ \_  
 B \_ \_ \_ D      \_ \_ \_ E \_



**Dear Subscriber,**  
Students and parents must email birthday photographs to [entries@kidsage.in](mailto:entries@kidsage.in) two months before the month of the birthday. You are also made aware that photo publishing is done on a first-come, first-served basis; photo accommodation may be denied in various circumstances. We do not accept bulk birthday photos. We accept this viewpoint because we want kids to improve their communication skills through one-to-one interaction.

### COLOUR EMOTIONS

Colour the emotions in the given pictures.

SAD = 				
SICK = 				
HAPPY = 				
LOVED = 				
QUIET = 				
SLEEPY = 				
SURPRISED = 				



**Rules:**

- Submissions must be primarily in English.
- The participants should be in Pre-primary, i.e. of Class Nur., Jr. KG and Sr. KG.
- Only individual participation is allowed.
- This is a time-bound competition and students should submit their finished work by the dates directed by KIDS AGE.
- Entries will be disqualified if they do not adhere to the theme.
- All information should be neat and complete along with the contest's name in BLOCK LETTERS. Incomplete information will not be accepted.
- All prizes and rewards are non-transferable and non-encashable.
- The final decision on the selection of winners would be of KIDS AGE.

**KIDS AGE**  
MAY 2026  
CONTEST



Get ready to create the yummiest ice cream using your imagination and craft materials. Scoops of Summer is a fun craft contest where you will make an ice-cream cone collage. Use paper, cotton, buttons, and other safe materials to design colourful scoops. Create your artwork neatly on an A4-sized sheet and enjoy mixing colours and textures. Let your creativity melt into fun as exciting prizes await you!

Send your physical entries at the given address and win amazing goodies.

**Assured PRIZE**  
For all the subscriber PARTICIPANTS!

You can send us your entries via post. The last date for submitting your entry is 20th June. Most creative entries will be featured on facebook. \*Terms and conditions apply

Do mention your name, standard, school name, address and contact information (phone number and e-mail address) to receive the assured prize.

**KIDS AGE**  
406, SAKAR - 5,  
B/H NATRAJ CINEMA,  
ASHRAM ROAD,  
AHMEDABAD - 380009  
(GUJ.) INDIA  
Help Line: 0 812 812 3773

The information included in this issue is to the best of our knowledge. All work of fiction bear no resemblance to any incident, or person, living or dead. Any such resemblance or unintended derivation is truly regretted.

Send your queries, activities and answers to the above-mentioned address or mail us at [info@kidsage.in](mailto:info@kidsage.in) [www.kidsage.in](http://www.kidsage.in)

NO ENTRY FEE

WIN Exciting Prizes\*

**WINNER NOTIFICATION:** Winners will be notified within one month after the determination date.  
**PRIZE DISTRIBUTION:** KIDSAGE is not liable for any lost or stolen entries or prizes.  
**PARTICIPANT'S DETAILS:** Any false information provided within the context of the contest by any participant concerning the identity, mailing address, telephone number, etc., may result in the immediate elimination of the participant from the contest.