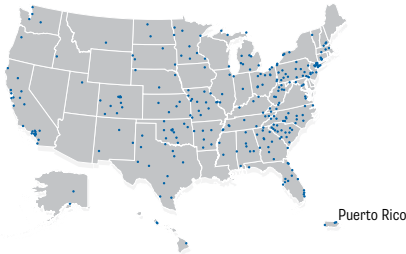


2025-26 Division II Facts and Figures

Life in the Balance

Division II supports the educational mission of college athletics by fostering a balanced and inclusive approach in which student-athletes learn and develop through their desired academic pursuits, in civic engagement with their communities and in athletics competition. Division II gives student-athletes the unique opportunity to compete in the classroom, on the field, in their career, for their causes and on their terms.



9 Schools in the Membership Process

Three-year membership process
 2 schools in year three
 2 schools in year two
 1 school in year one

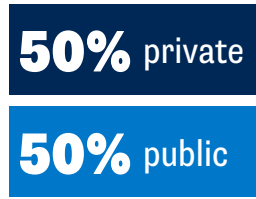
Two-year expedited membership process
 3 schools in year two
 1 school in year one

Source: 2025-26 NCAA membership status.

23 conferences
292 active members

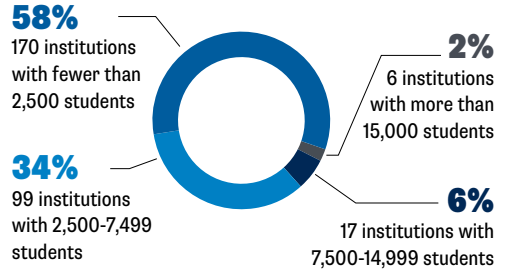
Type of School

Percentage of active and provisional members



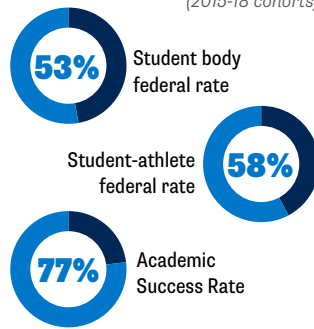
Source: 2025 NCAA sports sponsorship and demographic data for Division II active members.

Enrollment at Division II Active Members



Source: 2023-24 IPEDS enrollment data on full-time undergraduate enrollment.

Graduation Rates (2015-18 cohorts)



Source: NCAA Graduation Rates Report released in 2025.

Championships

Division II's access ratio to championships is the best of any division: **1:8.88**

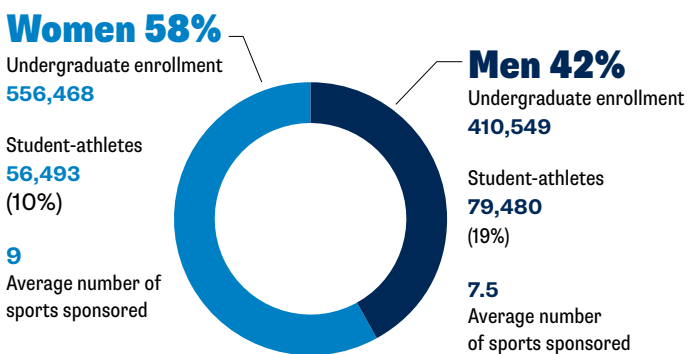
12 Men's championships
7,730 participants total

13 Women's championships
7,589 participants total

15,319 participants total
135,973 student-athletes participating in DII championship sports

Source: 2024-25 Division II championships.

Composition of Enrollment



Source: 2025 NCAA sports sponsorship and demographic data.

Median Total Expenses

By quartile (in millions). Overall median expenses: \$8.2 million

1st quartile of schools (with football)	1st quartile of schools (without football)	3rd quartile of schools (with football)	3rd quartile of schools (without football)
\$14	\$12	\$8	\$6.3
2nd quartile of schools (with football)	2nd quartile of schools (without football)	4th quartile of schools (with football)	4th quartile of schools (without football)
\$10	\$8.3	\$5.1	\$4.5

Source: 2023-24 NCAA Membership Financial Reporting System data.

Average Number of Student-Athletes

Schools with football	Schools without football
546 339 men 207 women	371 194 men 177 women

Source: 2025 NCAA sports sponsorship and participation data.

Conferences



2025-26 Division II Facts and Figures *cont.*



What Is Division II?

Division II is a collection of nearly 300 colleges and universities that operate their athletics programs as part of the parent National Collegiate Athletic Association.

Any response to “What is Division II?” should emphasize:

- The commitment to academic success.
- The ability to award athletics scholarships.
- The abundant access to NCAA championships.
- The balanced approach that allows student-athletes to “Make It Yours” – to experience all the campus and surrounding community have to offer.



DII Distinctions

NCAA studies of graduation rates, undergraduate experiences and post-college outcomes for Division II student-athletes have revealed the following:

- Overall Division II student-athlete graduation rates (Academic Success Rate and federal graduation rate) and many subgroup rates are at or near their highest-ever levels.
- Using the federal graduation rate to examine student-athlete vs. student body graduation from their initial school in Division II, higher rates are seen for student-athletes within every demographic subgroup studied.
- 82% of former Division II student-athletes agreed or strongly agreed they were challenged academically in college, compared with 76% of nonathletes who felt that way.
- 49% of former Division II student-athletes held a leadership position in a club or organization, compared with 29% of nonathletes.
- 85% or more Division II student-athletes report that their college athletics experience has had a positive or very positive effect on personal competencies such as work ethic, self-responsibility, teamwork, goal setting, leadership skills and attention to detail.
- Most Division II student-athletes (85%) agree or strongly agree that their teammates are accepting of different viewpoints and cultures.

Sources: Division II Gallup Study (2020) and Division II Growth, Opportunities, Aspirations and Learning of Students (GOALS) in College Study (2025)



DIVISION II

MAKE IT *YOURS*