

MAKE IT WONDERFUL

Get the latest aluminum profiles and hardware for any project,
with our superior stock and R&D capabilities.



 **WAYBOM ALUMINUM**




2024

极简

MINIMALIST



WAYBOM ALUMINUM



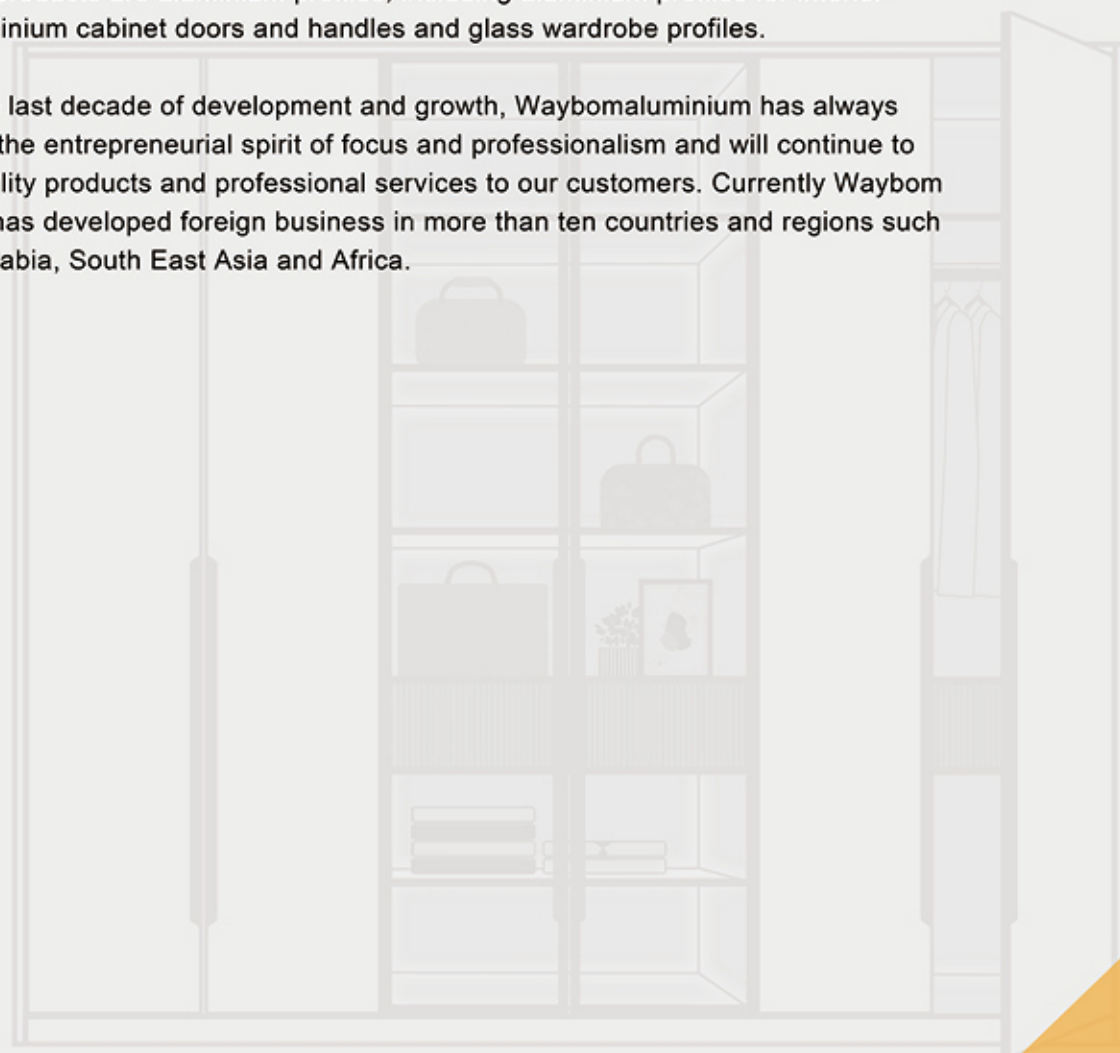
COMPANY PROFILE

— 企业简介

Established in 2008, we are a first-line factory with powder coating lines, anodising lines and ten extrusion lines of different aluminium bar diameters, with an annual production capacity of over 30,000 tonnes.

Our main products are aluminium profiles, including aluminium profiles for interior doors, aluminium cabinet doors and handles and glass wardrobe profiles.

During the last decade of development and growth, Waybomaluminium has always adhered to the entrepreneurial spirit of focus and professionalism and will continue to provide quality products and professional services to our customers. Currently Waybom aluminium has developed foreign business in more than ten countries and regions such as Saudi Arabia, South East Asia and Africa.



Wardrobe & Kitchen System

- P 02 A. normal hinge cabinet door series
- P 12 B. air hinge cabinet door series
- P 20 C. pin hinge cabinet door series
- P 24 D. round cup hinge cabinet door series
- P 31 E. wardrobe sliding door system

01

Cloakroom System

- P 46 A. aluminum glass wardrobe
- P 49 B. aluminum wooden wardrobe
- P 53 C. pole system wardrobe
- P 55 D. walk-in closet series

03

Cabinet Handle System

- P 82 A. kitchen cabinet hidden gola handle
- P 85 B. kitchen cabinet & wardrobe edge handle
- P 88 C. drawer exposed handle

05

Wall Decorative Strips

- P 104 A. wood board wall decorative strips

07

Wardrobe & Cabinet Shelf System

- P 36 A. aluminum glass shelf
- P 41 B. aluminum wine shelf
- P 43 C. aluminum wood shoes shelf

02

Aluminum Shelf System

- P 60 A. aluminum glass wine cabinet
- P 63 B. aluminum glass wall cabinet
- P 65 C. aluminum glass island cabinet
- P 67 D. minimal pole bookshelf
- P 69 E. aluminum bookcase
- P 73 F. aluminum L shape shelf
- P 75 G. aluminum panel cabinet shelf
- P 77 H. aluminum integrated shelf
- P 78 I. aluminum table leg series

04

Aluminum Skirting System

- P 90 A. classic skirting line
- P 93 B. luminous skirting line
- P 95 C. arc minimalist skirting line
- P 97 D. luminous skirting line
- P 99 E. new style aluminum skirting line
- P 101 F. luminous skirting line

06

Cabinet Aluminum Light Strip

- P 109 A. cabinet aluminum light strip

08

专注家装铝型材

SPECIALIZED IN ALUMINUM PROFILES FOR HOME DECORATION




2024

精湛工艺 品质如一

Exquisite craftsmanship, consistent quality

WARDROBE & KITCHEN SYSTEM

衣柜橱柜门系列 01



专注家装铝型材

SPECIALIZED IN ALUMINUM PROFILES FOR HOME DECORATION



NORMAL HINGE CABINET DOOR SERIES

一字铰链门板系列



PRODUCT DETAILS

— 产品细节 —

产品介绍

The excellent quality normal hinge aluminum frame provides reliable connection support for wardrobe cabinets.

① MULTIPLE ASSEMBLY METHODS

— 多种装配方式



② UNIVERSAL ACCESSORIES

— 配件



straight bend



middle bend



big bend



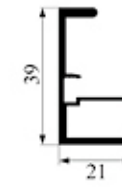
corner connector for
20 series glass door



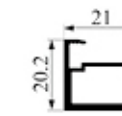
corner connector for
20 series glass door

③ 20 MINIMALIST DOOR FRAME

— 20极简框



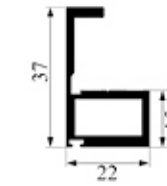
JM-6D-142
Weight: 0.49kg/m



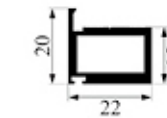
JM-6D-141
Weight: 0.32kg/m

④ 20 HIDDEN DOOR FRAME

— 20隐形框



KL-1314
Weight: 0.58kg/m



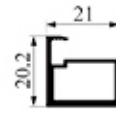
KL-1313
Weight: 0.43kg/m

⑤ 20 MINIMALIST THUMB DOOR

— 20 极简拇指款



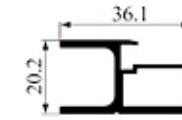
JM-6D-141B
Weight: 0.53kg/m



JM-6D-141
Weight: 0.32kg/m

⑦ 20 FRAME U SHAPE HANDLE DOOR

— 20 框U型拉手款



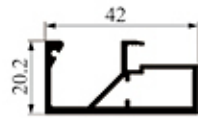
JM-6D-254
Weight: 0.49kg/m



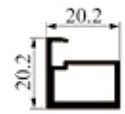
JM-6D-141
Weight: 0.32kg/m

⑥ 20 FRAME G SHAPE HANDLE (REQUIRES PLUG)

— 20 框G型拉手款(需配堵头)



JM-6D-253
Weight: 0.55kg/m



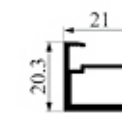
JM-6D-141
Weight: 0.32kg/m

⑧ 20 ROUND ROD HANDLE DOOR

— 20 圆棒拉手铝框玻璃门



KX-001C
Weight: 0.58kg/m



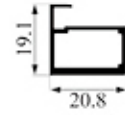
KX-028
Weight: 0.32kg/m

⑨ UNIVERSAL SERIES GLASS DOOR

—【新款】通用系列玻璃门



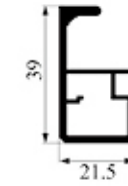

KL-JM-0096
Weight: 0.61kg/m



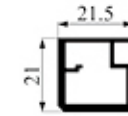
KL-JM-0095
Weight: 0.28kg/m

⑪ 20 CLASSIC NORMAL HINGE FRAME (WITH GRILLE)

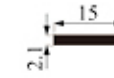
— 20 经典款一字铰链框(带格栅)



WAB-1002
Weight: 0.62kg/m



WAB-1001
Weight: 0.42kg/m



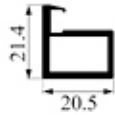
WAB-1003
Weight: 0.09kg/m

⑩ EAGLE STYLE GLASS FRAME

— 鹰嘴玻璃框



WLH-061
Weight: 0.607kg/m



WLH-030
Weight: 0.367kg/m

⑫ 20 FRAME INTEGRATED HANDLE DOOR

— 20框通伸拉手




WLH-055
Weight: 0.649kg/m



WLH-030
Weight: 0.367kg/m

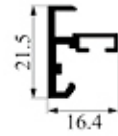
⑬ NO-PUNCH SIMPLE 20 DOOR FRAME

— 免打孔20框



XHR-8828

Weight: 0.392kg/m



XHR-8829

Weight: 0.24kg/m

⑮ 20 ARC FRAME GLASS DOOR

— 20 圆弧铝框玻璃门



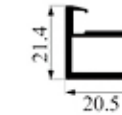
WLH-064

Weight: 0.564kg/m



WLH-064B

Weight: 0.472kg/m



WLH-030

Weight: 0.367kg/m

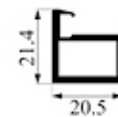
⑭ G TYPE NEW STYLE HANDLE

— G型拉手新款



WLH-062B

Weight: 0.639kg/m

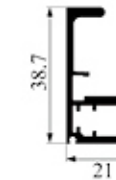


WLH-030

Weight: 0.367kg/m

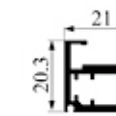
⑯ 20 MINIMALIST F DOOR (WITH ANTI-COLLISION STRIPS)

— 20 极简F款(带防撞胶条)



JM-6D-166

Weight: 0.58kg/m

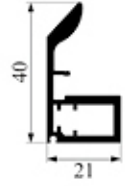


JM-6D-164

Weight: 0.41kg/m

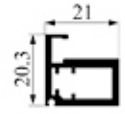
⑰20 MINIMALIST THUMB STYLE (WITH ANTI-COLLISION STRIP)

— 20 极简拇指款(带防撞胶条)



JM-6D-165

Weight: 0.61kg/m

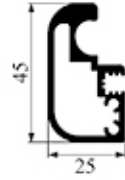


JM-6D-164

Weight: 0.41kg/m

⑱DOUBLE ARC SERIES GLASS DOOR

— 【新款】双弧系列玻璃门



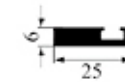
KX-6017

Weight: 0.908kg/m



KX-6017B

Weight: 0.503kg/m



KX-6015

Weight: 0.334kg/m



PRODUCT
DETAILS

— 产品细节






产品介绍

Carefully crafted air hinges door panels add unique charm to your wardrobe cabinets.

① SQUARE AIR HINGE 25 DOOR FRAME

— 方型天地铰链25门框(可配25铰链)



- 
 氧化瓷冰黑
 anodized ceramic black
- 
 喷漆深海灰
 PVDF painting dark gray
- 
 氧化绅士灰
 anodized gentleman gray
- 
 喷漆珍珠白
 PVDF painting pearl white
- 
 氧化拉丝金
 anodized brushed gold



② PIPE DOOR FRAME

— 烟斗款框(可配 25 铰链)



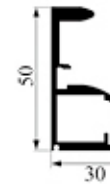
JM-6D-153A
Weight: 0.72kg/m



JM-6D-154A
Weight: 0.58kg/m

③ 30 CURVED DOOR FRAME

— 30 弧形框



JM-6D-147
Weight: 0.93kg/m



JM-6D-146
Weight: 0.63kg/m

④ MISSILE BOX DOOR

— 导弹框



CWJ-6D-222
Weight: 1.2kg/m



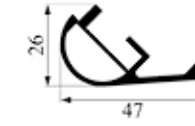
CWJ-6D-221
Weight: 0.81kg/m

⑥ 27 ARC AIR HINGE FRAME

— 27圆弧天地铰链框



WLH-031
Weight: 0.815kg/m



WLH-032
Weight: 0.59kg/m




WLH-050
Weight: 0.503kg/m

⑤ 28 AIR HINGED FRAME

— 28 天地铰链框



CWJ-2801
Weight: 0.66kg/m



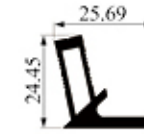
CWJ-2802
Weight: 0.4kg/m

⑦ HEAVY-DUTY BUILT-IN HANDLE FRAME

— 重型内嵌拉手天地框



CWJ-2803
Weight: 0.71kg/m



CWJ-2804
Weight: 0.41kg/m

⑧ HEAVY-DUTY CURVED AIR FRAME

— 重型弧形天地框



KX-6018

Weight: 0.651kg/m

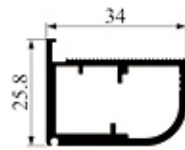


KX-6019

Weight: 0.891kg/m

⑨ 25 HIDDEN FRAME DOOR

— 25隐框边框



CWJ-270

Weight: 0.56kg/m



CWJ-270A

25 hidden frame door
(with embedded handle)

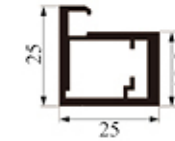
⑩ 25 HANDLE SPLIT DOOR FRAME

— 25拉手分伸门框



JM-061

Weight: 0.27kg/m



JM-060

Weight: 0.564kg/m



ordinary air hinges



air hinge zinc corner code

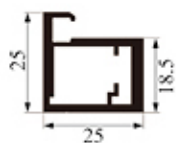


rubberized strip

⑪ THUMB STYLE DOOR
— 拇指款



JM-062
Weight: 0.79kg/m



JM-060
Weight: 0.57kg/m



ordinary air hinges



air hinge zinc corner code



rubberized strip



PRODUCT
DETAILS

— 产品细节

产品介绍

Pin hinge door panels provide smooth and silent opening and closing experience for wardrobe cabinets.

① PIN HINGE CABINET DOOR

— 针式铰链



Single pivot style A - 单轴款 (A款)



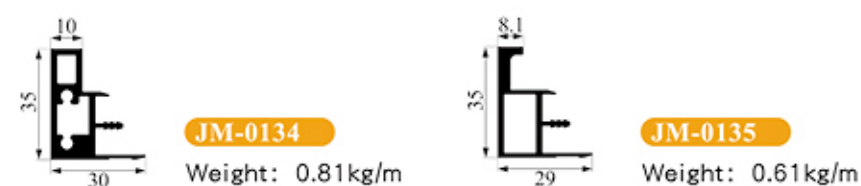
General Accessories - (A. B. C. D款通用)



Single pivot style B - 单轴款 (B款)



Single pivot style C - 单轴款 (C款)



Single pivot style C - 单轴款 (D款)



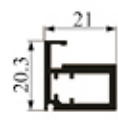
Long pin/quick installation style A - 长针款/快装款 (A款)



JM-6D-162
Weight: 1.15kg/m



JM-6D-274
Weight: 0.8kg/m



JM-6D-164
Weight: 0.41kg/m

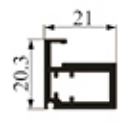
Long pin/quick installation style B - 长针款/快装款 (B款)



JM-6D-162
Weight: 1.15kg/m

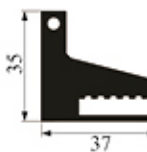


JM-6D-163
Weight: 1.16kg/m



JM-6D-164
Weight: 0.41kg/m

Long pin/quick installation style C - 长针款/快装款 (C款)



JM-6D-103
Weight: 1.7kg/m

General Accessories - (A, B, C款通用)



A1032
corner connector for
20 series glass door



A1032
quick installation
short pin hinge



A1031
ordinary long pin hinge



PRODUCT
DETAILS

— 产品细节

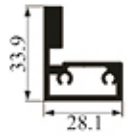
产品介绍

Round cup hinge door panel has a high load-bearing capacity and ensures the stability of the wardrobe cabinet.

① EXTREME SERIES
— 极致系列



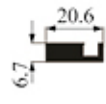
JM-6DD-04
Weight: 0.73kg/m



JM-6DD-02
Weight: 0.7kg/m



JM-6DD-01
Weight: 0.77kg/m



JM-6DD-03
Weight: 0.3kg/m



straight bend



middle bend

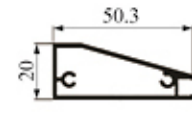


big bend

② THE BOLONI SERIES
— 博洛尼系列



Style A - 组合 (A) 款



JM-6D-120
Weight: 0.53kg/m



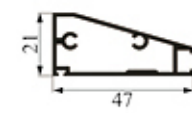
JM-6D-121
Weight: 0.29kg/m



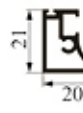
Accessories - 配件

CWJ-270A
25 hidden frame door
(with embedded handle)

Style B - 组合 (B) 款



BLN-001
Weight: 0.53kg/m



BLN-003
Weight: 0.3kg/m

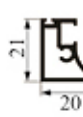


BLN-004
Weight: 0.28kg/m

Style C - 组合 (C) 款



BLN-002
Weight: 0.54kg/m



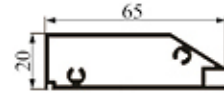

BLN-003
Weight: 0.3kg/m



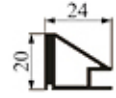
BLN-004
Weight: 0.28kg/m

③65 DOOR FRAME

— 65门框



JM-6D-190
Weight: 0.56kg/m



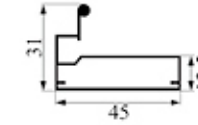
JM-6D-191
Weight: 0.36kg/m



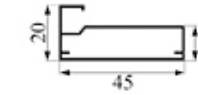
wide side door frame
zinc corner code

⑤WIDE DOOR FRAME-STYLE A

— 宽边门板(A款)



WAB4501
Weight: 0.39kg/m



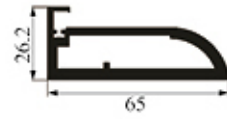
WAB4502
Weight: 0.35kg/m



wide side door frame
zinc corner code

④25 ROUND CUP HINGED CURVED FRAME

— 跑车铰链弧形框



JM-6D-245
Weight: 1.5kg/m



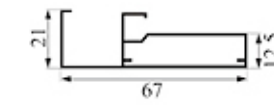
JM-6D-246
Weight: 1.07kg/m



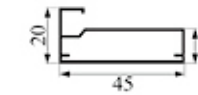
wide side door frame
zinc corner code

⑥WIDE DOOR FRAME-STYLE B

— 宽边门板(B款)



WAB4503
Weight: 0.425kg/m



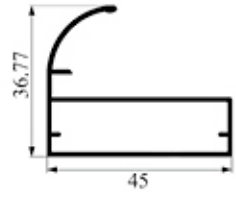

WAB4502
Weight: 0.35kg/m



wide side door frame
zinc corner code

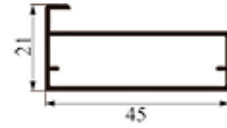
⑦ WIDE DOOR FRAME-STYLE C

— 宽边门板(C款)



JLWS-005

Weight: 0.47kg/m



JLWS-006

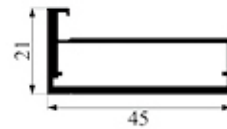
Weight: 0.38kg/m



wide side door frame
zinc corner code

⑧ 45 DOOR FRAME

— 45大框



JM-0125

Weight: 0.57kg/m



JM-0124

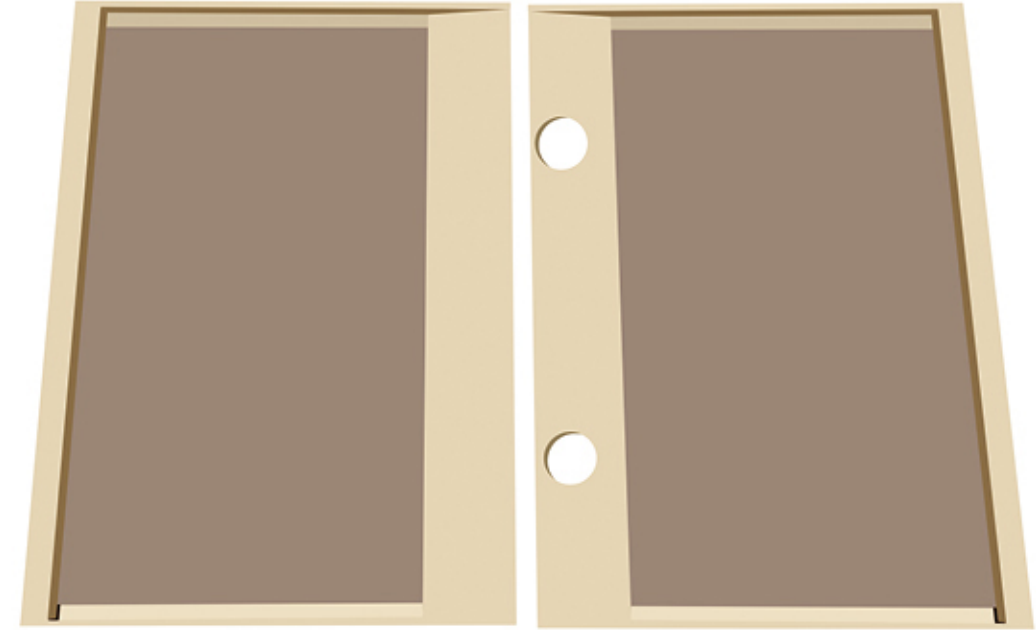
Weight: 0.23kg/m



wide side door frame
zinc corner code

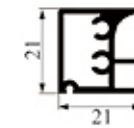
⑨ WIDE DOOR FRAME-STYLE

— 宽边门板(4mm玻璃)



JM-0129

Weight: 0.62kg/m



JM-0130

Weight: 0.38kg/m



JM-0131

Weight: 0.3kg/m



JM-0132

Weight: 0.12kg/m



normal hinge



rubberized strip



PRODUCT DETAILS

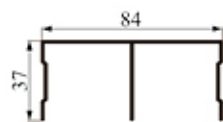
— 产品细节

产品介绍

The elegant trajectory of the wardrobe sliding door tells the delicacy and quality of life.

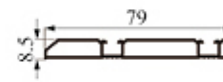
① WARDROBE DOOR PANEL PROFILE A TYPE (5/6MM GLASS)

— 衣柜移门 - A款 (5/6mm玻璃)



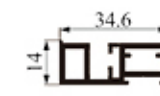
JM-080

Weight: 0.49kg/m



JM-081

Weight: 0.43kg/m



JM-082

Weight: 0.45kg/m



JM-083

Weight: 0.52kg/m



A1037

anti-collision strip



A1038

up and down pulley

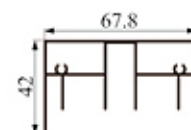


A1039

OPK buffer

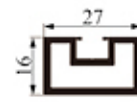
② WARDROBE DOOR PANEL PROFILE B TYPE

— 衣柜移门 - B款



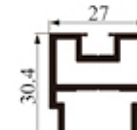
CWJ-M-03

Weight: 0.87kg/m



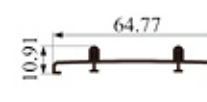
CWJ-M-01

Weight: 0.45kg/m



CWJ-M-02

Weight: 0.6kg/m



CWJ-M-04

Weight: 0.8kg/m



A1042

OPK buffer



A1040

upper roller

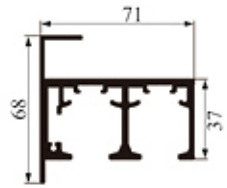


A1041

lower roller

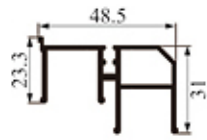
③ WARDROBE DOOR PANEL PROFILE C TYPE

— 衣柜移门 - C款



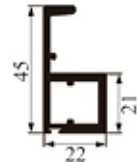
WBM-2058

Weight: 2.02kg/m



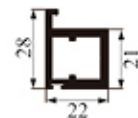
WBM-2059

Weight: 0.57kg/m



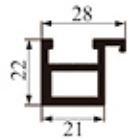
WBM-2061

Weight: 0.72kg/m



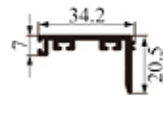
WBM-2060

Weight: 0.56kg/m



WBM-2063

Weight: 0.54kg/m



WBM-2062

Weight: 0.35kg/m



A1043

door frame corner code



A1044

anti-collision parts



A1044

upper slide rail decorative cover



A1044

bidirectional damper



A1044

upper roller



A1044

unadjustable plastic hanging box



A1044

anti-sway wheel for internal use



A1044

anti-sway wheel for external use

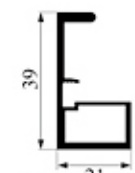


A1044

damping limiter

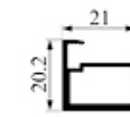
④ WARDROBE FOLDING DOOR

— 衣柜折叠门



CWJ-6D-142

Weight: 0.49kg/m



CWJ-6D-141

Weight: 0.32kg/m



XJA-365

Weight: 0.528kg/m



A04

damping limiter



A1045

folding upper hanging wheel



A1045

hinge



A1045

limiter



A1045

hinge punching mold



A1024

corner connector for 20 series glass door

2024

精湛工艺 品质如一

Exquisite craftsmanship, consistent quality

WARDROBE & CABINET SHELF SYSTEM

衣柜层板系列 02



专注家装铝型材

SPECIALIZED IN ALUMINUM PROFILES FOR HOME DECORATION



WARDROBE & CABINET SHELF

层板系列



PRODUCT DETAILS


— 产品细节

产品介绍


The glass wardrobe shelves are as transparent as crystal, showing the perfect combination of practicality and elegance.

① 36MM ALUMINUM GLASS SHELF

— 36mm层板



Color and processing can be customized



Style A-A款



JM-6D-135

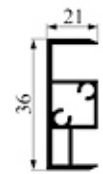
Weight: 0.509kg/m



JM-6D-136

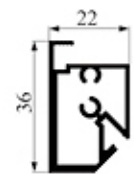
Weight: 0.495kg/m

Style B-B款



JM-6D-204

Weight: 0.44kg/m



JM-6D-227

Weight: 0.55kg/m



shelf tray



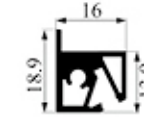
light strip



60W power transformer

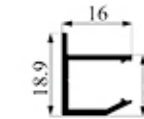
② 18MM ALUMINUM GLASS SHELF

— 18mm层板



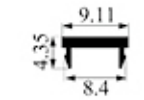
CWJ-6D-213

Weight: 0.34kg/m



CWJ-6D-214

Weight: 0.18kg/m

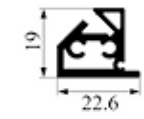


CWJ-6D-215

Weight: 0.05kg/m

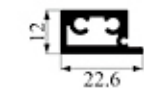
③ 22MM ALUMINUM GLASS SHELF

— 22mm层板



JM-6D-205

Weight: 0.43kg/m



JM-6D-206

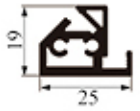
Weight: 0.36kg/m

④ 25MM ALUMINUM GLASS SHELF

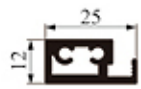
— 25mm层板



Style A - 组合 (A) 款



JM-6D-186
Weight: 0.46kg/m



JM-6D-187
Weight: 0.39kg/m

Style B - 组合 (B) 款



JM-6D-322
Weight: 0.3kg/m



JM-6D-323
Weight: 0.36kg/m

⑤ 25 NEW ARC STYLE GLASS SHELF

— 25mm层板



DL-C01
Weight: 0.37kg/m



DL-C02
Weight: 0.357kg/m



PRODUCT
DETAILS

— 产品细节

产品介绍


The aluminum glass shelf wine rack adds a unique and stable guarantee to the glass wine cabinet.

①ALUMINUM WINE SHELF

— 酒架



双排红酒架
double row wine rack



单排红酒架
single row wine rack



单排红酒架
single row wine rack

Color and processing can be customized



喷砂银白
sandblasted silver



拉丝玫瑰金
anodized brush rose gold



拉丝威法金
anodized brush gold



喷砂仿铜
sandblasted copper



喷砂绅士灰
sandblasted grey



磨光抛光黑
polished black



JM-6D-247

Weight: 0.08kg/m

ALUMINUM WOODEN SHOES SHELF

鞋架系列



①ALUMINUM WOODEN SHOES SHELF

鞋架



Color and processing can be customized



喷砂银白
sandblasted silver



拉丝玫瑰金
anodized brush rose gold



拉丝藏法金
anodized brush gold



喷砂仿铜
sandblasted copper



喷砂绅士灰
sandblasted grey



磨光抛光黑
polished black

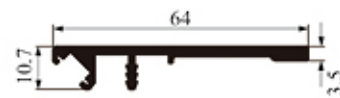


PRODUCT DETAILS

产品细节

产品介绍

The aluminum wooden shoes shelf, like a silver stream of light, quietly guards the world of shoes.



JM-6D-135

Weight: 0.509kg/m



JM-6D-136

Weight: 0.495kg/m



JM-6D-141

Weight: 1kg/m

2024

精湛工艺 品质如一

Exquisite craftsmanship, consistent quality

CLOAKROOM SYSTEM

衣柜橱柜门系列 03



专注家装铝型材

SPECIALIZED IN ALUMINUM PROFILES FOR HOME DECORATION



ALUMINUM GLASS WARDROBE SERIES

玻璃柜系列



PRODUCT DETAILS

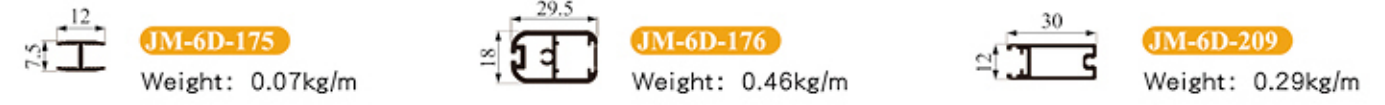
— 产品细节 —

产品介绍

The minimalist glass cabinet aluminum frame profile, with its simple frame design, perfectly inlays transparent glass, adds a unique charm to the space.

① ALUMINUM GLASS WARDROBE

— 玻璃柜



ALUMINUM WOODEN WARDROBE

— 铝木柜系列

PRODUCT
DETAILS

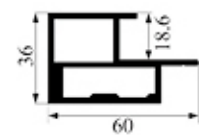
— 产品细节

— 产品介绍

The aluminum frame of the aluminum wood cabinets with flat opening and sliding doors has become a beautiful scenery in the indoor space with its simple and elegant design.

① NEW ALUMINUM WOOD CABINET ALUMINUM PROFILE (SWING DOOR STYLE)

— 新款铝木柜(平开门款)

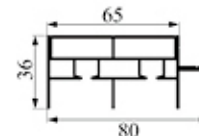


LMG-2119

Weight: 1.5kg/m

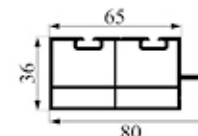
② NEW ALUMINUM WOOD CABINET ALUMINUM PROFILE (SLIDING DOOR STYLE)

— 新款铝木柜(推拉门款)



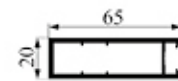
YF-481

Weight: 1.45kg/m



YF-480

Weight: 1.5kg/m

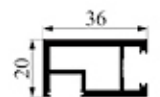


LMG-2122

Weight: 1.06kg/m

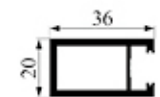
③ UNIVERSAL ALUMINUM PROFILES

— 通用型材



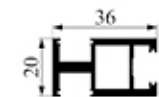
LMG-2113

Weight: 0.67kg/m



LMG-2108

Weight: 0.66kg/m



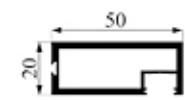
LMG-2112

Weight: 0.7kg/m



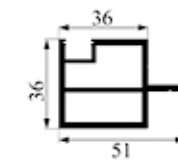
LMG-2103

Weight: 0.1kg/m



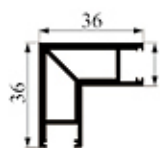
LMG-2109

Weight: 0.86kg/m



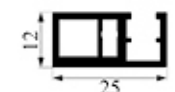
LMG-2120

Weight: 1.2kg/m



LMG-2111

Weight: 0.85kg/m



LMG-2004

Weight: 0.362kg/m

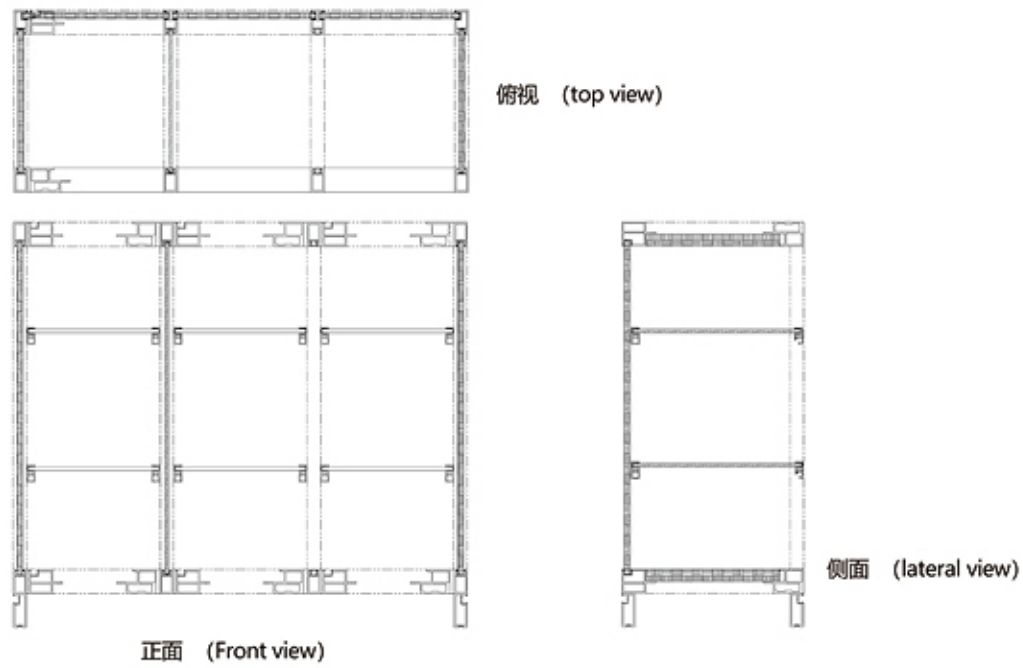


LMG-2005

Weight: 0.3kg/m

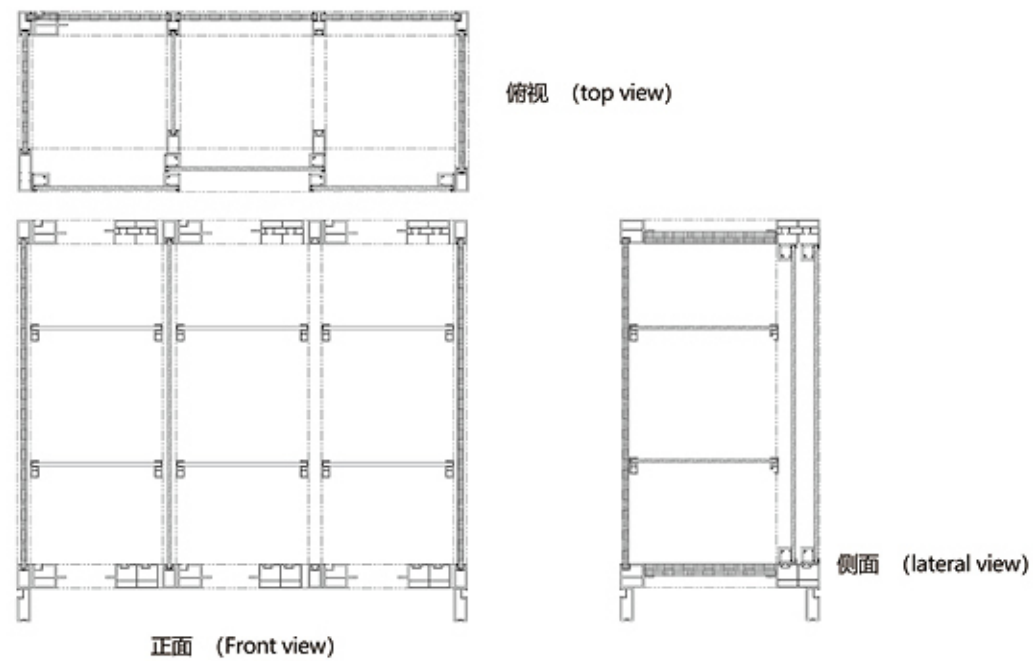
④ NEW ALUMINUM WOOD CABINET ALUMINUM PROFILE (SWING DOOR STYLE)

— 新款铝木柜(平开门款装配图)



⑤ NEW ALUMINUM WOOD CABINET ALUMINUM PROFILE (SLIDING DOOR STYLE)

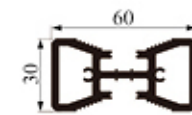
— 新款铝木柜(推拉门款装配图)



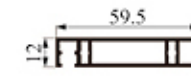


① POLE SYSTEM WARDROBE

— 立柱柜




LTSG-2118
Weight: 1.8kg/m



LTSG-2116
Weight: 0.66kg/m



LTSG-2117
Weight: 0.25kg/m



LTSG-2115
Weight: 1kg/m



clothes rod strip black



light strip



2 meters welding wire



60W power transformer



pvc light cover



shelf connection kit



clothes pole base kit



zinc alloy base

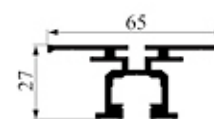


wooden laminate fixings



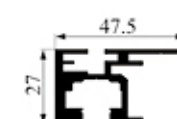
① WALK-IN CLOSET WITH WOODEN SHELVES

— 步入式衣帽间(木板款)



WBM-2065

Weight: 1.048kg/m



WBM-2066

Weight: 1.075kg/m



WBM-2067

Weight: 0.407kg/m

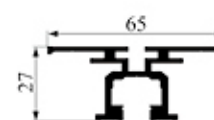


WBM-2068

Weight: 0.177kg/m

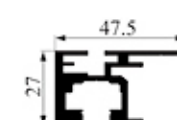
② WALK-IN CLOSET WITH GLASS SHELVES

— 步入式衣帽间(玻璃款)



WBM-2065

Weight: 1.048kg/m



WBM-2066

Weight: 1.075kg/m



WBM-2069

Weight: 0.389kg/m



WBM-2070

Weight: 0.894kg/m

③ WALK-IN CLOSET CLASSIC STYLE

— 步入式衣帽间(经典款)



HG01

Weight: 1.61kg/m

④ WALK-IN CLOSET WITH WOODEN SHELVES ACCESSORIES

— 步入式衣帽间(木板款配件)



connector between vertical column & shelf support frame



connector fixing for wooden shelf




wooden shelf fixings



connector between vertical column & wooden shoes shelves



wooden shelf fixings




⑤ WALK-IN CLOSET WITH GLASS SHELVES ACCESSORIES

— 步入式衣帽间(玻璃款配件)




⑥ WALK-IN CLOSET CLASSIC STYLE ACCESSORIES

— 步入式衣帽间(经典款配件)



Color and processing can be customized



2024

精湛工艺 品质如一

Exquisite craftsmanship, consistent quality

ALUMINUM SHELF SYSTEM

置物架系列 04



专注家装铝型材

SPECIALIZED IN ALUMINUM PROFILES FOR HOME DECORATION



ALUMINUM GLASS WINE CABINET SYSTEM

玻璃酒柜



① GLASS WINE CABINET (HIGH LEG STYLE)

— 玻璃酒柜 (高脚款)



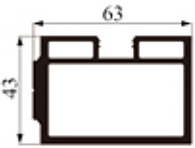
support bottom leg



whole feet accessory

② GLASS WINE CABINET (BOTTOM SUPPORT BOX STYLE)

— 玻璃酒柜 (地脚盒款)



JM-6D-143

Weight: 1.95kg/m



bottom support box

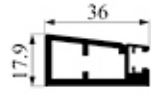
③ UNIVERSAL ALUMINUM PROFILES

— 通用型材



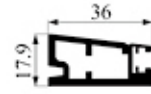
JM-6D-127

Weight: 0.792kg/m



JM-6D-131

Weight: 0.67kg/m



JM-6D-132

Weight: 0.7kg/m



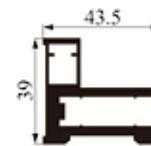
JM-6D-128

Weight: 0.946kg/m



JM-6D-137

Weight: 1.48kg/m



JM-6D-134

Weight: 1.48kg/m



JM-6D-156

Weight: 0.21kg/m



JM-6D-247

Weight: 0.08kg/m



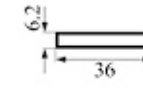
JM-6D-140

Weight: 0.03kg/m



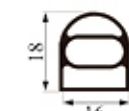
CWJ-6D-159

Weight: 0.48kg/m



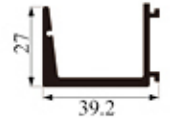
CWJ-6D-139

Weight: 0.22kg/m



CWJ-6D-157

Weight: 0.21kg/m



KL-CWJ-6D-158

Weight: 0.69kg/m



shelf tray



light strip



fastener



bottom support corner code



corner connector for 20 series glass door



2 meters welding wire



60W power transformer



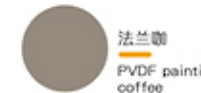
pvc light cover




阳极氧化黑
anodized black



纳多灰
PVDF painting gray



法兰咖
PVDF painting coffee



琉璃金
PVDF painting glaze gold



阳极氧化拉丝金
anodized brushed gold

ALUMINUM GLASS WALL CABINET

— 玻璃吊柜系列



PRODUCT DETAILS

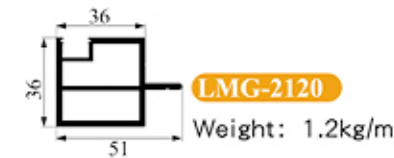
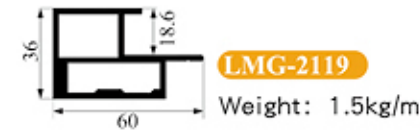

— 产品细节

产品介绍

The aluminum surface treatment is exquisite and full of texture, which enhances the grade of the glass wall cabinet.

①ALUMINUM GLASS WALL CABINET

— 玻璃吊柜



light strip



2 meters welding wire



60W power transformer



fastener



pvc light cover



corner code connecting screws



bottom support corner screws



aluminum wood cabinet corner code



aluminum wood cabinet corner code



aluminum wood cabinet corner code

ALUMINUM GLASS ISLAND CABINET

— 中岛台系列



PRODUCT DETAILS

— 产品细节

产品介绍

The aluminum material of the bedroom island provides reliable support for the island, demonstrating quality and durability.

①ALUMINUM GLASS ISLAND CABINET

— 中岛台



connecting corner code



light strip



2 meters welding wire



60W power transformer



fastener



pvc light cover



bottom support corner code



corner code connecting screws



bottom support corner screws



aluminum wood cabinet corner code



aluminum wood cabinet corner code



aluminum wood cabinet corner code

MINIMAL POLE BOOKSHELF

— 小立柱系列



① MINIMAL POLE BOOKSHELF

— 小立柱



column



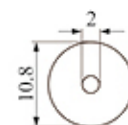
laminate cover



Sheves



Top and bottom fixtures



LJ-19302

Weight: 0.264kg/m



hexagonal screw



Top wire

PRODUCT
DETAILS

— 产品细节

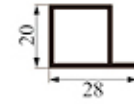
产品介绍

The sturdy and durable small column aluminum shows exquisiteness in the details, providing reliable protection for various application scenarios.



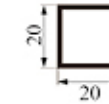
① SQUARE SHAPE STYLE

— 博古架 (方形款)



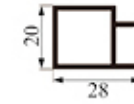
JM-6D-148

Weight: 0.31kg/m



JMI-6D-149

Weight: 0.28kg/m



JM-6D-150

Weight: 0.39kg/m

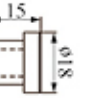


JM-6D-151

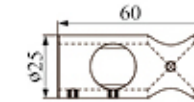
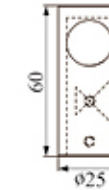
Weight: 0.66kg/m

② ROUND SHAPE STYLE

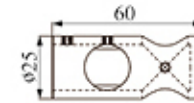
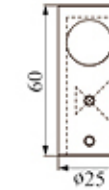
— 博古架 (圆形款)



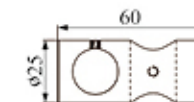
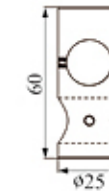
Style A - 组合 (A) 款



Style B - 组合 (B) 款




Style C - 组合 (C) 款




Style E - 组合 (E) 款




Style F - 组合 (F) 款



Style G - 组合 (G) 款



Style H - 组合 (H) 款



Color and processing can be customized



磨砂银白
sandblasted silver



拉丝玫瑰金
anodized brush rose gold



拉丝威尼斯金
anodized brush gold



磨砂仿铜
sandblasted copper



磨砂绅士灰
sandblasted grey



磨光抛光黑
polished black

③ ROUND SHAPE STYLE (ORBICULAR MODEL)

— 博古架 (圆形款)



④ ACCESSORIES (SQUARE-SHAPED MODEL)

— 博古架配件 (方形款)



⑤ ACCESSORIES (ORBICULAR MODEL)

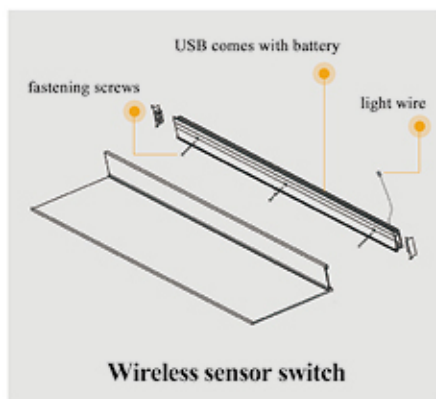
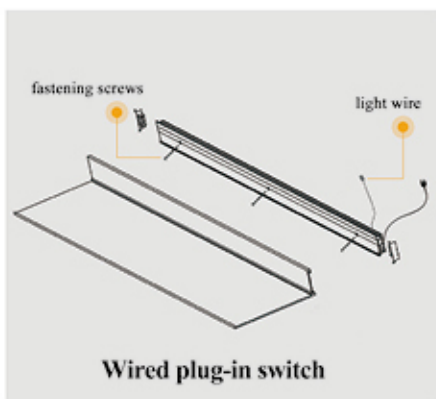
— 博古架配件 (圆形款)



hexagonal screw

ALUMINUM L SHAPE SHELF

— L型置物架系列



PRODUCT DETAILS




— 产品细节

产品介绍

The L-shaped storage rack is made of high-quality aluminum. It is durable and not easily deformed. It is a good helper for home storage.


① ALUMINUM L SHAPE SHELF

— L型置物架



② ACCESSORIES

— 配件



ALUMINUM PANEL CABINET SHELF

— 调味架系列



PRODUCT DETAILS

— 产品细节


产品介绍

The kitchen spice aluminum shelf is cleverly designed and layered so that every spice can find its own place.

Aluminum Panel Cabinet Shelf

① ASSEMBLY DRAWING

— 装配图



② ALUMINUM PANEL CABINET SHELF

— 调味架



LBG01

Weight: 1.4kg/m



LBG02

Weight: 1.4kg/m



wine glass holder /aluminum suspension bar



wine glass holder aluminum side panel



lamp cover



A-Storage rack grid accessories A



A-Storage rack grid accessories B

ALUMINUM INTEGRATED SHELF

— 网红置物架



PRODUCT DETAILS

— 产品细节

产品介绍

The all-aluminum plate storage shelf has a wall-mounted design that does not take up space, adding smart beauty to the home.

TABLE LEG SYSTEM SERIES

餐桌脚系列 —



PRODUCT DETAILS

— 产品细节

产品介绍

The surface of the aluminum dining table legs has been finely processed, showing a bright metallic luster, making the dining table more textured.

① ROUNDED CORNER
— 圆角款



② RIGHT ANGLE
— 直角款



③ DIAMOND SHAPE
— 菱形款



④ ACCESSORIES
— 配件



reinforced beam base



reinforced beam base



middle beam



table foot pad



iron sheets



non-slip mat



screw



screwdriver

2024

精湛工艺 品质如一

Exquisite craftsmanship, consistent quality

CABINET HANDLE SYSTEM

拉手系列 05



专注家装铝型材

SPECIALIZED IN ALUMINUM PROFILES FOR HOME DECORATION



KITCHEN CABINET HIDDEN GOLA HANDLE

橱柜免拉手系列



PRODUCT DETAILS

— 产品细节

产品介绍

The hidden handle design of the cabinets uses simple and smooth lines to reduce collisions and make use safer.

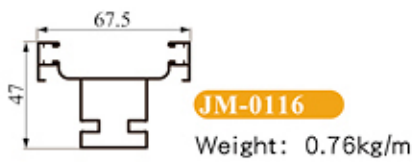
① CABINET HIDDEN HANDLE (WITHOUT LIGHT)

— 橱柜免拉手(不带灯款)



② CABINET HIDDEN HANDLE (WITH LIGHT)

— 橱柜免拉手(带灯款)



③ UNIVERSAL ALUMINUM PROFILES

— 通用型材



④ CABINET HIDDEN HANDLE ACCESSORIES (WITHOUT LIGHT)

— 橱柜免拉手(不带灯款)



⑤ CABINET HIDDEN HANDLE ACCESSORIES (WITH LIGHT)

— 橱柜免拉手(带灯款)



⑤ UNIVERSAL ACCESSORIES

— 通用配件





PRODUCT
DETAILS

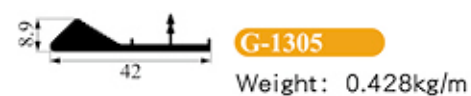
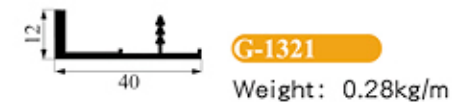
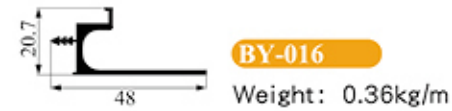
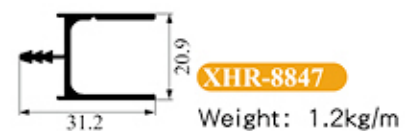
— 产品细节

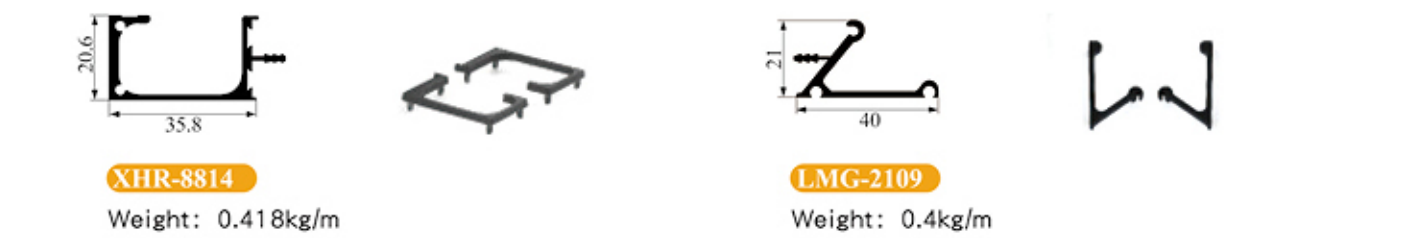
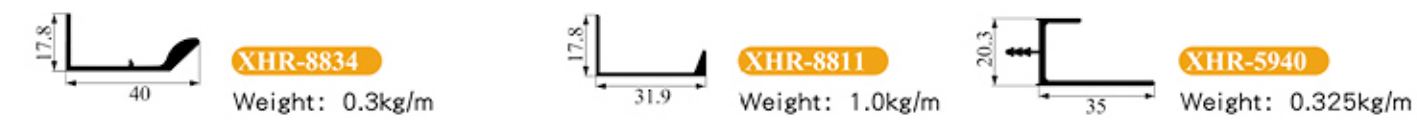
产品介绍

Cabinet aluminum edge handles are installed with screws, durable and comfortable to hold, making opening and closing the cabinets easy and elegant.

① KITCHEN CABINET & WARDROBE EDGE HANDLE

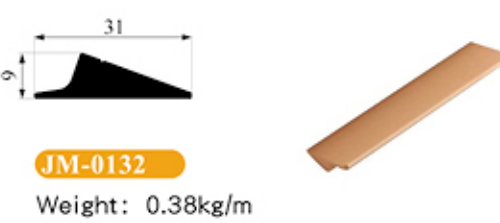
— 封边拉手





①DRAWER EXPOSED HANDLE

— 明装拉手



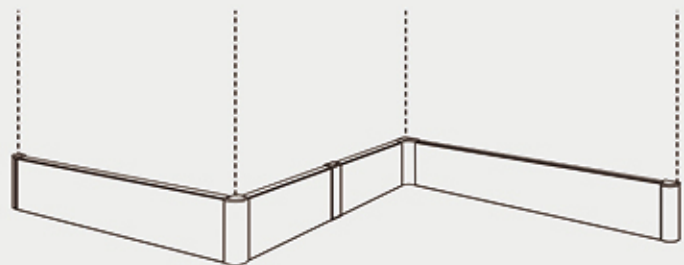
2024

精湛工艺 品质如一

Exquisite craftsmanship, consistent quality

ALUMINUM SKIRTING SERIES

踢脚线系列 06



专注家装铝型材

SPECIALIZED IN ALUMINUM PROFILES FOR HOME DECORATION



ALUMINUM SKIRTING SERIES

踢脚线系列 (卡扣经典款)



PRODUCT DETAILS

产品细节

产品介绍

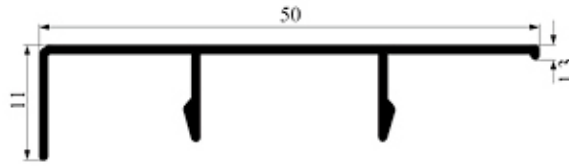
The classic skirting buckle, the precise buckle design allows the skirting to fit tightly and create a perfect bottom line.

① CLASSIC KICK LINE

— 踢脚线系列 (卡扣经典款)

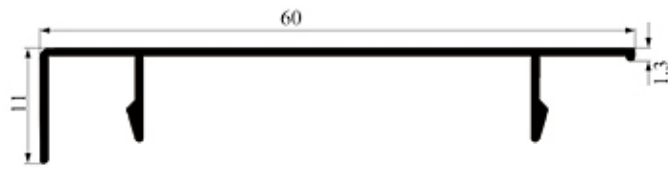
FLL-A-1-A5

Thicknesses:
0.6/0.8/1.0 mm



FLL-A-1-A6

Thicknesses:
0.6/0.8 mm




FLL-A-1-A8

Thicknesses:
0.7/1.0 mm



FLL-A-1-A10

Thicknesses:
0.8 mm


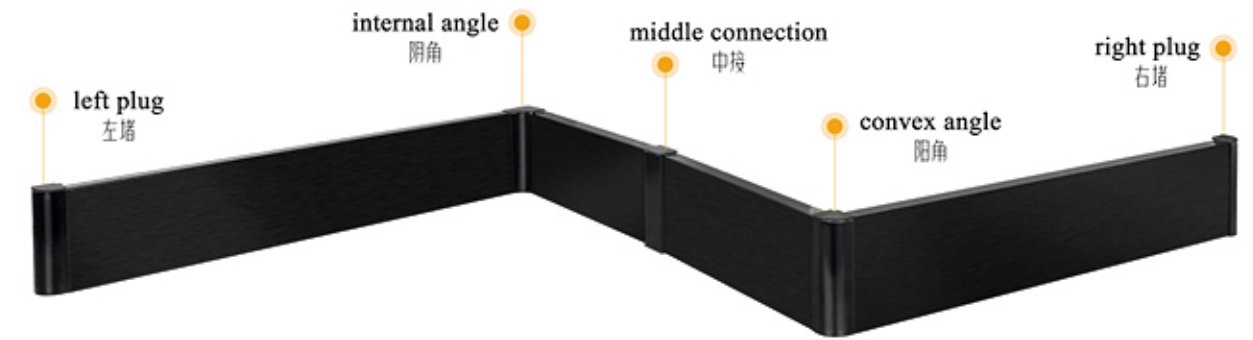


Color and processing can be customized



② INSTALLATION DIAGRAM

— 正反面安装示意



③ ACCESSORIES

— 配件(5/6/8/10cm)



FLL-A-1-A6

Left plug



FLL-A-1-A6

Convex angle



FLL-A-1-A6

Middle connection



FLL-A-1-A6

Internal angle



FLL-A-1-A6

Bottom buckle


ALUMINUM SKIRTING SERIES

— 踢脚线系列 (卡扣灯带款)



① LUMINOUS SKIRTING LINE SERIES

— 踢脚线系列 (卡扣灯带款)

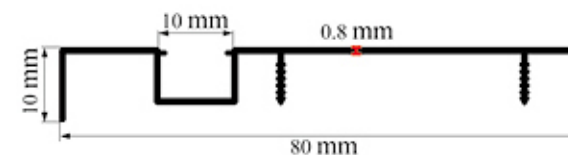


Color and processing can be customized



FLL-A-3-A8

Thicknesses: 0.8 mm



PRODUCT DETAILS

— 产品细节

产品介绍

The buckles of the skirting series are easy to install, so you don't have to worry about the tedious construction process, and the addition of light strips adds a layered feel to the space.

② ACCESSORIES

— 配件 (8cm)



FLL-A-3-A8

plug



FLL-A-3-A8

Convex angle




FLL-A-3-A8

Middle connection



FLL-A-3-A8

Internal angle



FLL-A-3-A8

Column PVC lampshade

ALUMINUM SKIRTING SERIES

— 踢脚线系列 (轻奢卡扣款 - 落地底座)



PRODUCT DETAILS

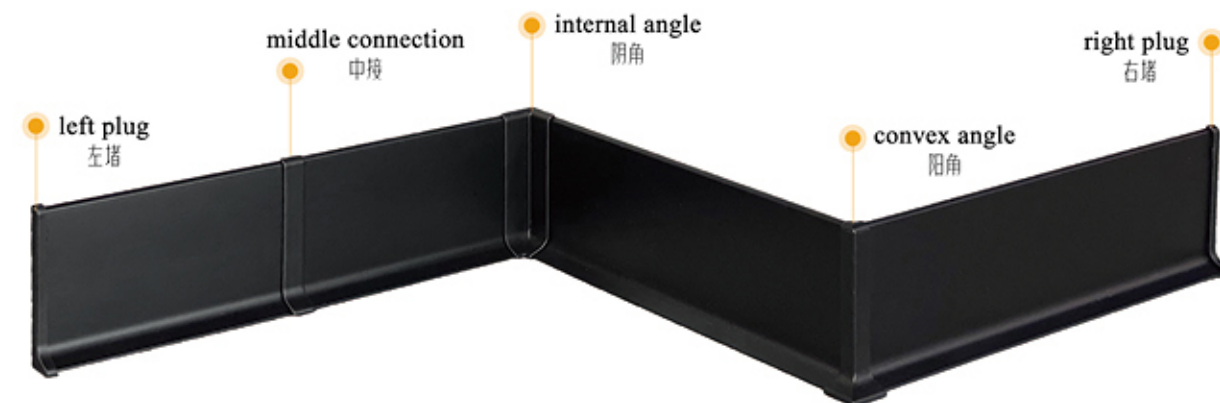
— 产品细节

产品介绍

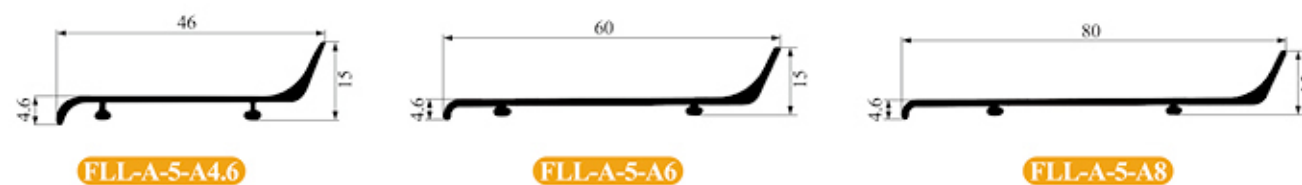
The floor-standing skirting base model ensures the stability and durability of the skirting, and is the perfect fusion of light luxury and practicality.

① ARC MINIMALIST SKIRTING LINE SERIES

— 踢脚线系列 (轻奢卡扣款 - 落地底座)



Color and processing can be customized



② ACCESSORIES

— 配件 (4.6cm/6cm/8cm)



ALUMINUM SKIRTING SERIES

— 踢脚线系列 (弧形灯带款)



PRODUCT DETAILS


— 产品细节

产品介绍

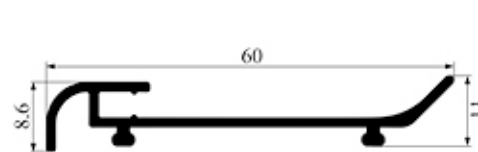

The baseboard curved lamp strip has a beautiful curved design that adds agility and softness to the room.

① LUMINOUS SKIRTING LINE SERIES

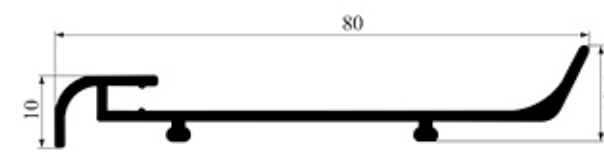
— 踢脚线系列 (弧形灯带款)



Color and processing can be customized



FLL-A-12-A6



FLL-A-12-A8

② ACCESSORIES

— 配件展示 (6/8cm)



FLL-A-1-A6

Left plug



FLL-A-1-A6

Convex angle



FLL-A-1-A6

Middle connection



FLL-A-1-A6

Internal angle




FLL-A-1-A6

Bottom buckle

ALUMINUM SKIRTING SERIES

— 踢脚线系列 (新款)



PRODUCT DETAILS

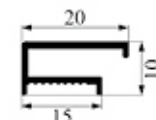
— 产品细节

产品介绍

The brand new simple skirting line exists low-key in the corner, but it can instantly enhance the style and taste of the entire space.

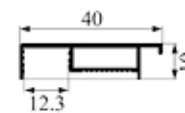
① NEW STYLE ALUMINUM SKIRTING LINE SERIES

— 踢脚线系列 (新款)



TjX02

Weight: 1.4kg/m



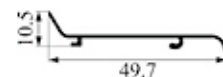
TjX04

Weight: 1.2kg/m



TjX05

Weight: 1.2kg/m



D-A687

Weight: 0.8kg/m

② ACCESSORIES

— 配件展示 (6/8cm)



internal angle



convex angle



middle connection



cover



internal angle



convex angle



middle connection



cover



internal angle



convex angle




middle connection



cover

ALUMINUM SKIRTING SERIES

— 踢脚线系列 (内嵌灯带款)

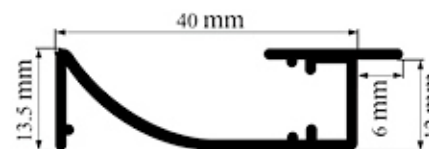


Color and processing can be customized




① LUMINOUS SKIRTING LINE SERIES

— 踢脚线系列 (内嵌灯带款)



FLL-A-8-A4



FLL-A-8-A6.5

② ACCESSORIES

— 配件展示 (6/8cm)



FLL-A-8-A4
Left plug



FLL-A-8-A4
Convex angle



FLL-A-8-A4
Internal angle



FLL-A-8-A4
Right plug

2024

精湛工艺 品质如一

Exquisite craftsmanship, consistent quality

WALL DECORATIVE STRIPS

修边线系列 07



专注家装铝型材

SPECIALIZED IN ALUMINUM PROFILES FOR HOME DECORATION



WALL DECORATIVE STRIPS

修边线系列



PRODUCT DETAILS

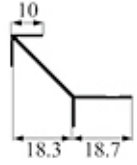
— 产品细节

产品介绍

The aluminum wall trimming lines stretch along the wall like flexible ribbons, adding a delicate beauty of lines to the space.

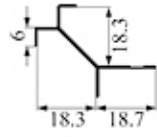
① WOOD BOARD WALL DECORATIVE STRIPS (18MM)

— 修边线系列 (18MM)



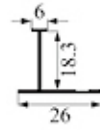
XW-1801

Weight: 0.171kg/m



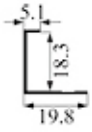
XW-1802

Weight: 0.159kg/m



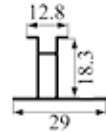
XW-1803

Weight: 0.114kg/m



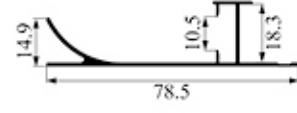
XW-1804

Weight: 0.099kg/m



XW-1805

Weight: 0.158kg/m

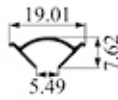


XW-1806

Weight: 0.385kg/m

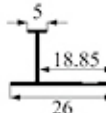
② WOOD BOARD WALL DECORATIVE STRIPS (12MM)

— 修边线系列 (12MM)



XW-1201

Weight: 0.056kg/m



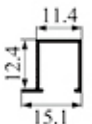
XW-1202

Weight: 0.9kg/m



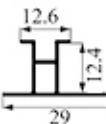
XW-1203

Weight: 0.076kg/m



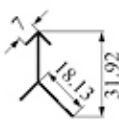
XW-1204

Weight: 0.089kg/m



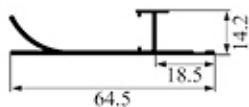
XW-1205

Weight: 0.14kg/m



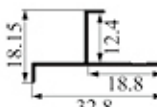
XW-1206

Weight: 0.124kg/m



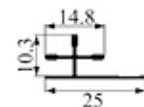
XW-1207

Weight: 0.281kg/m



XW-1208

Weight: 0.115kg/m

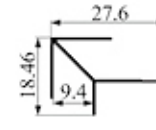


XW-1209A

Weight: 0.105kg/m

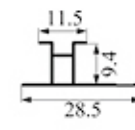
③ WOOD BOARD WALL DECORATIVE STRIPS (9MM)

— 修边线系列 (9MM)



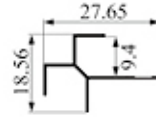
XW-931

Weight: 0.109kg/m



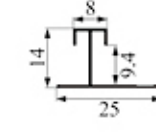
XW-914

Weight: 0.093kg/m



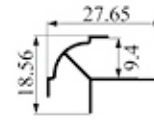
XW-921

Weight: 0.096kg/m



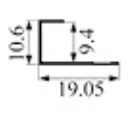
XW-922

Weight: 0.85kg/m



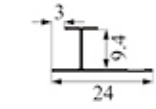
XW-911

Weight: 0.97kg/m



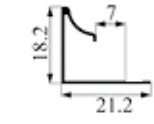
XW-933

Weight: 0.55kg/m



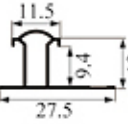
XW-932

Weight: 0.066kg/m



XW-913

Weight: 0.85kg/m



XW-912

Weight: 0.105kg/m

2024

精湛工艺 品质如一

Exquisite craftsmanship, consistent quality

CABINET ALUMINUM LIGHT STRIP

木柜灯条系列 08



专注家装铝型材

SPECIALIZED IN ALUMINUM PROFILES FOR HOME DECORATION



CABINET ALUMINUM LIGHT STRIP

木柜灯条系列



PRODUCT
DETAILS

— 产品细节

产品介绍

The soft light of the wooden cabinet light strip shines through the gaps in the wooden cabinet, creating a dreamy visual effect.

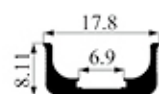
① CABINET ALUMINUM LIGHT STRIP

— 木柜灯条系列



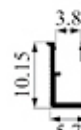
SF-3002

Weight: 0.88kg/m



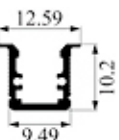
SF-3016

Weight: 0.129kg/m



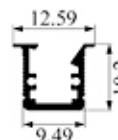
SF-3010

Weight: 0.054kg/m



SF-3089

Weight: 0.093kg/m



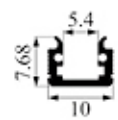
SF-3051

Weight: 0.091kg/m



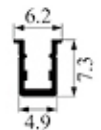
SF-3078

Weight: 0.184kg/m



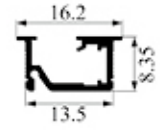
SF-3049

Weight: 0.077kg/m



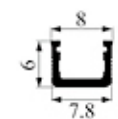
SF-3001

Weight: 0.38kg/m



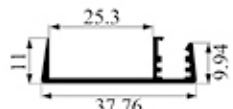
SF-3151

Weight: 0.104kg/m



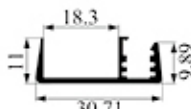
SF-3086

Weight: 0.047kg/m



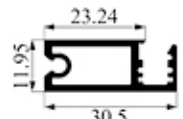
SF-3061

Weight: 0.242kg/m



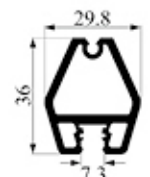
SF-3062

Weight: 0.215kg/m



SF-3091

Weight: 0.37kg/m



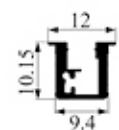
SF-3092

Weight: 0.872kg/m



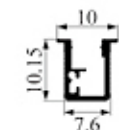
SF-3012

Weight: 0.139kg/m



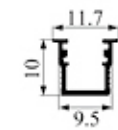
SF-3011

Weight: 0.127kg/m



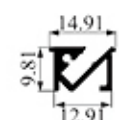
SF-3009

Weight: 0.079kg/m



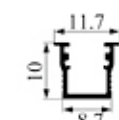
ZS-20165

Weight: 0.073kg/m



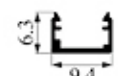
ZS-01

Weight: 0.139kg/m



ZS-20165

Weight: 0.073kg/m



ZS-02

Weight: 0.385kg/m

② ACCESSORIES

— 配件



60W power transformer



pvc light cover