TECHNORAILL®

100% Modular Railing System



INDEX



Company Profile

PAGE 4



TransLine®
Aluminium Railing Systems

PAGE 15



Balustrade Railing Systems

PAGE 189



TVE
Balustrade Railing Systems

PAGE 247



Accessories

PAGE 263

TECHNORAILL®

100% Modular Railing System



TVE

Aluminium Railing Systems

PAGE 113



Glass Stud Railing Systems

PAGE 143



TVE

Glass Stud Railing Systems

PAGE 165



Projects

PAGE 281

Scan this Code to preview our entire range





DEGREE • DETAIL • DIMENSIONS









TECHNORAILL®

100% Modular Railing System

DERIVED WITH PERCEPTION TO

EVOKE THE SENSES THAT PERSONIFIES

A SUPERLATIVE FEEL



DRIVING PASSION

We embrace life with passion.
We thrive on the edge.
We are Technoraill.

RENOWNED FOR STAINLESS STEEL & ALUMINIUM RAILING SYSTEMS EXCELLENCE.

When you choose us you have an opportunity to experience the superlative quality products and technical services with the extensive manufacturing experience of more than 19 years.

Our Strength	• Highest Quality of Raw Materials • Unique Surfaces and Finishes • Widest range of products • Innovative designs
Our Approach	• Quality certifications. • Accurate and precise technical dimensions. • Expert design team for product design. • Experienced team of installation engineers. • Sophisticated manufacturing facilities. • After sales - support and services.
Our Products	• Aluminium Railing Systems • Stainless Steel Glass Stud Railing System. • Stainless Steel Balustrade Systems

QM011



THE VIEW

LESS IS INSPIRING, WHILE PRECISION IS OUR SUPERIORITY.

We are the bearers of change. We owe it to our leaders who constantly lead us to refreshing ideas. They drive the way we perform and help us deliver under complex situations. We keep the box aside rather than thinking outside the box. Instead we scale our imaginations to greater heights which help us achieve noble products.

The result, a catalogue that's based on international standards with uncompromised attitude.

At Technoraill, we call it
'Innovation in Action'



CLARITY

STEPPING
PERFECTION
FOR THE
WORLD.



At Technoraill, we believe that people inspire innovation. They initiate changes. Abiding by this, we provide smart design solutions keeping our audience in mind. All our efforts are converged to benefit the people with our dynamic designs and our far-sighted vision.

Our products surpass all quality tests. With superior quality, they are elegantly designed to last long. We also ensure that each design is beautifully crafted to perfection. With perfection, we aspire to compliment our customers' stylish desires. All this and more, to add a smile on every face we come across.

We firmly believe that our well being is completely dependent on the well being of the nature and therefore, utmost care is taken while formulating any of our products.

Energy Management
We ensure that our plant abides by the norms set by the system. Therefore we have laid special emphasis on designing and constructing it in a way that it conserves maximum energy with minimum wastage.

Water Management
We work out measures to minimize the water usage as much as possible. Staying alert at all times, each staff member works towards its maximum protection.

Air & Noise Management
Our factory is well-ventilated and aesthetically designed to reduce pollution. Further, smooth systems for collection and disposal of wastes across every level have been allotted to make it a favourable work place.

We abide by the safety of nature with a no-compromise attitude and look at means to keep it healthy forever.

VALUES



QUALITY IS AN IDENTITY. WHY SETTLE FOR LESS ?

This design system enabled excellent coating, when applied on aluminium & stainless steel surface forms a thin layer with excellent roll-off behaviour. Technoraill coating is prepared to have smooth, glass-like surfaces which in turn has less contact with dirt and other harmful substances.

The hydrophobic effect give particles like grease, oil, lime and other forms of environmental pollution to adhere less to the substrates, which allows them to be easily cleaned from above the coating, i.e. without applying abrasive agents or chemicals.

An easy clean effect can be obtained without the use of harmful chemicals.

- **Excellent hydrophobicity**
- **Excellent anti-stick properties**
- **Food safe after curing**
- **Aesthetics looks remain as it is**
- **Abrasion-resistance**
- **Resistant to temperature change**
- **Easy to clean using less chemical so as to save water**
- **Chemical-resistant (upto 12 pH)**



Finger Marks Resistant



Scratch Marks Resistant



Very Smooth Surface



UV Stable Permanent



25 Years Finish Warranty



No Weather Effect





QM011







TERMS & CONDITIONS APPLY


TECHNORAIL









TECHNORAILL®
100% Modular Railing System

TransLine®

Transline 10 S	18
Transline 10 R	22
Transline 20	28
Transline 20 LED	32
Transline 20 RH	34
Transline 30 CL	38
Transline 30 RH CL	42
Transline 50 S	48
Transline 80	52
Transline 90	58
Transline 100	62
Transline CC 108	64
Transline CC 110	66
Transline CC 115	70
Transline CC 115 CL	74
Transline CC 117 AD	78
Transline CC 122	82
Transline CC 125	86
Transline CC 125 CL	90
Transline CC F 125	94
Transline CC 156	98
Transline CC Y 180	102
Transline CC Y 180 LED	106
Transline CC T 120	108



TransLine®
10 S LED



Transline 10 S

Side Mounting System

Transline 10S, an elegant aluminium railing system that enhances your home's beauty. Enjoy the stunning view and fresh air from your balcony with its durable glass panels. You'll love this stylish addition to your home.



Color	:	Multiple
Use	:	Heavy
Glass Thickness	:	12mm upto 21.5mm
Glass Height	:	Upto 1220mm

*Glass Toughen Coumpulsary.


Malls


Airports


Hospitals


High-Rise Building


Villa

Transline 10 S LED



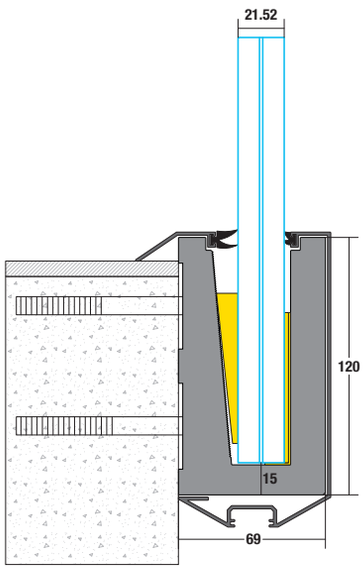

TL 10 S LED Without Spacer

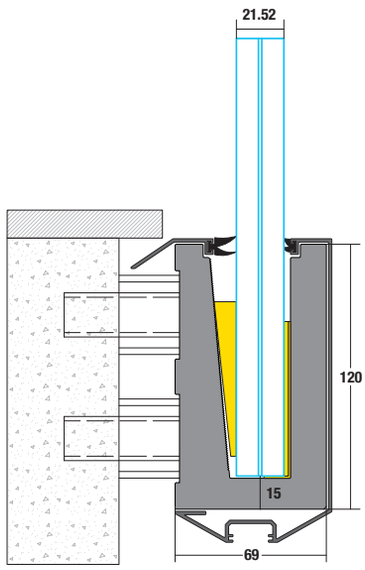

TL 10 S LED With Spacer

Transline 10 S



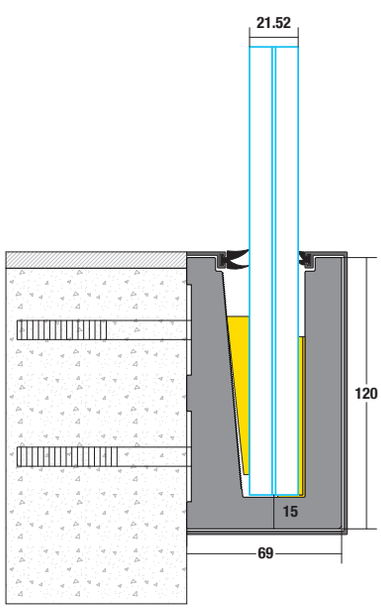

TL 10 S Without Spacer

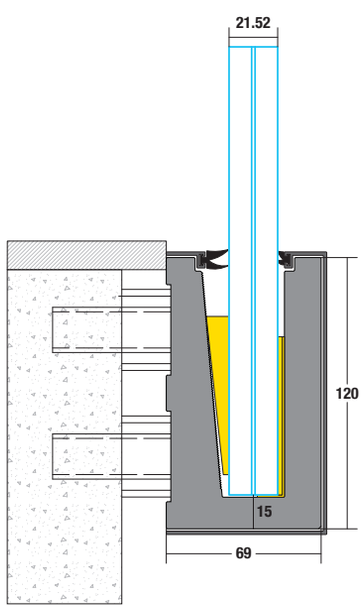

TL 10 S With Spacer

Transline 10 S

Side Mounting System

System Components



TL 10 S Block



PVC Protection sheet



Base Rubber



Wedge Clip



Wedge

System Covers



TL 10 S LED Cover

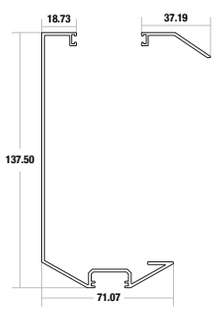



TL 10 S Cover



Spacer



TL 10 Spacer

Start & Finish End Caps



TL 10 S LED End Cap



TL 10 S End Cap

Transline 10 S

Side Mounting System

Montage Details

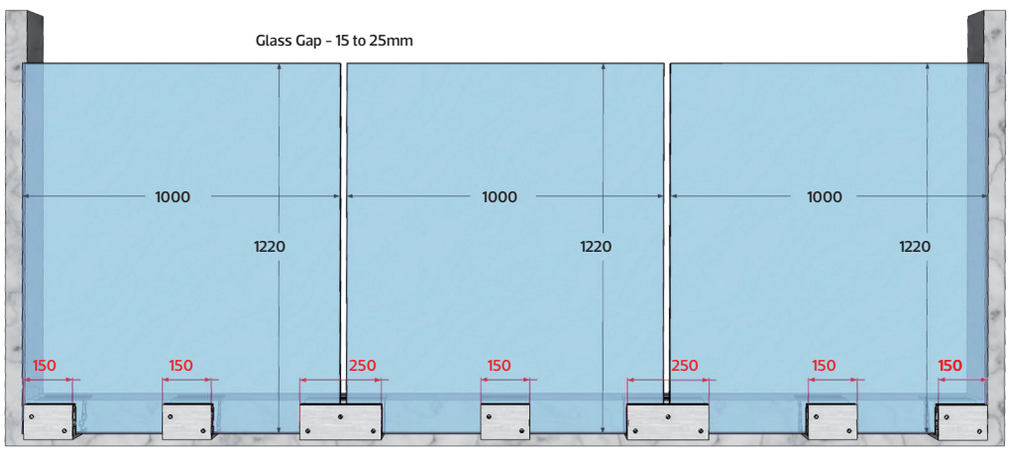

Transline 10 S Elevation. All dimensions are in mm.

Note: Transline block spacing and glass measurements may vary as per site situation.

01

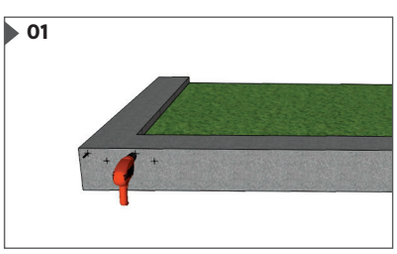

Mark the points as per measurements and then drill on the marked points with a drilling machine.

02

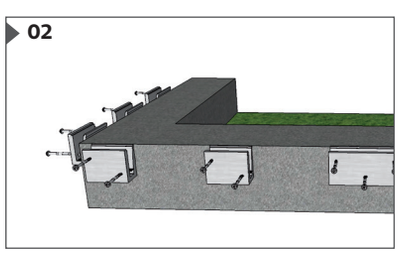

System blocks place on align profile with desired distances. Fix the blocks with fasteners.

03

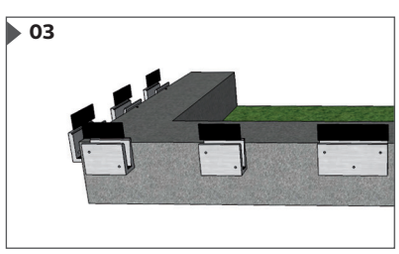

Rest the glass packing into the blocks on straight side.

04

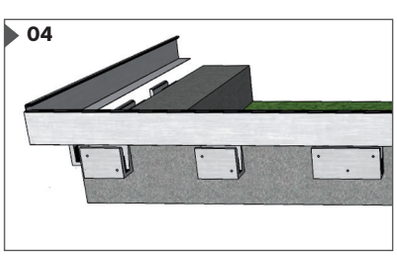

Fixed the outside system cover on the outer face of the blocks.

05

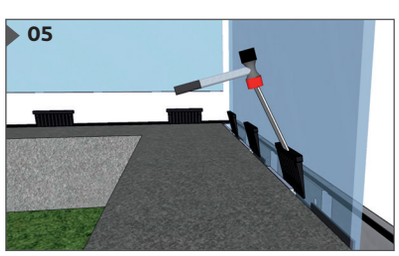

Rest the glass into the block and fixed it with the plastic wedge. Lock the wedge with the help of wedge clip.

06



Fixed the inside system cover on the innerface of the blocks.

07

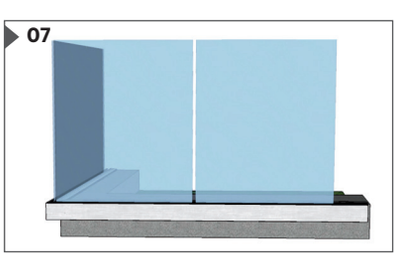

System is now complete.

Due to continuous development and changes the technical details may vary. Verify them before placing the order. Images displayed here are only for representation purpose.

Transline 10 R

Side Mounting System

Transline 10 R is a remarkable mounting system that elevates the beauty of residential spaces, including villas, bungalows, and apartments. With its ability to securely hold glass ranging from 12mm to 17.5mm thick using a block structure, it creates a sophisticated and refined look.



Color	:	Multiple
Use	:	Medium to Heavy
Glass Thickness	:	12mm upto 17.5mm
Glass Height	:	Upto 1200mm

*Glass Toughen Coumpulsary.

Malls *Airports* *Hospitals* *High-Rise Building* *Villa*

Transline 10 R LED



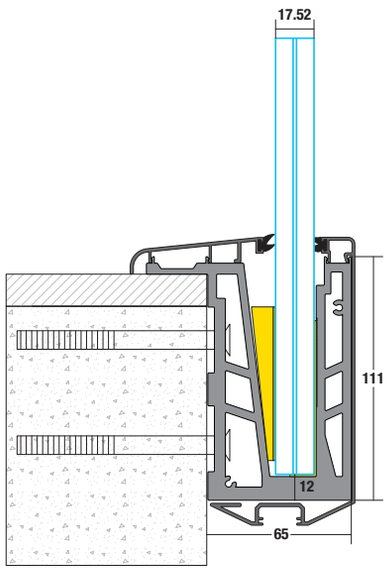

Transline 10 R



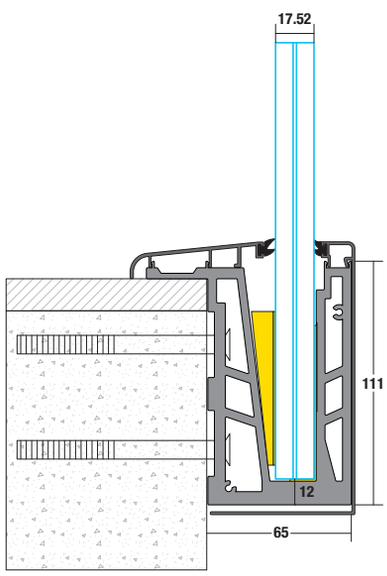

Transline 10 R

Side Mounting System

System Components



TL 10 R Block



PVC Protection sheet



Base Rubber



Wedge

System Covers



TL 10 R LED Cover

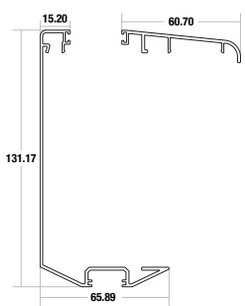



TL 10 R Cover

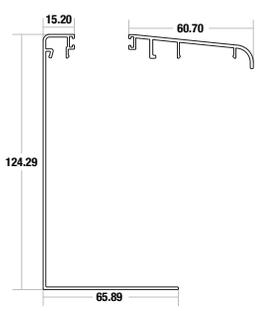

Start & Finish End Caps

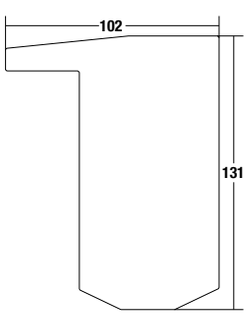

TL 10 R LED End Cap

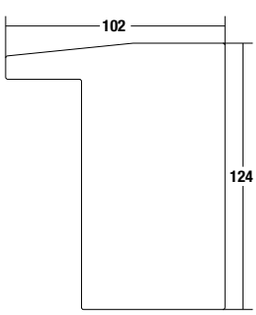

TL 10 R End Cap

Spacer



TL 10 R Spacer

Transline 10 R

Side Mounting System

Montage Details

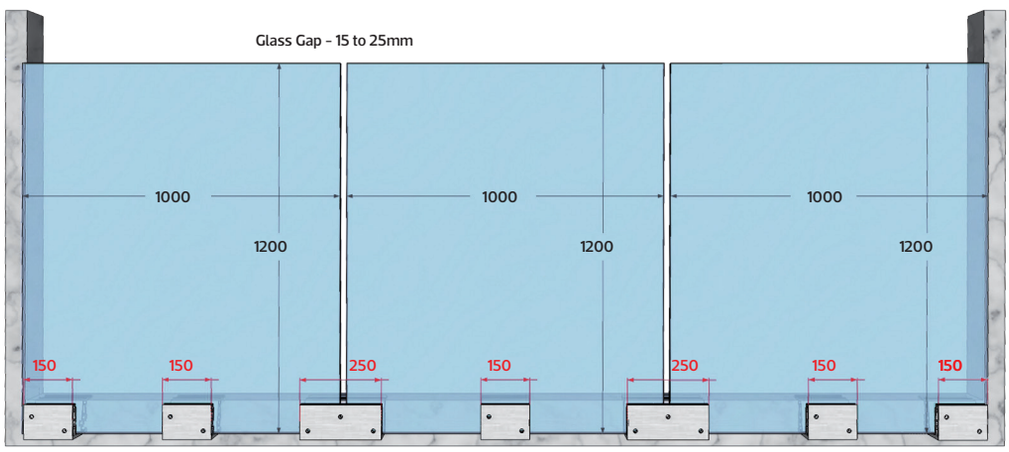

Transline 10 R Elevation. All dimensions are in mm.

Note: Transline block spacing and glass measurements may vary as per site situation.

01

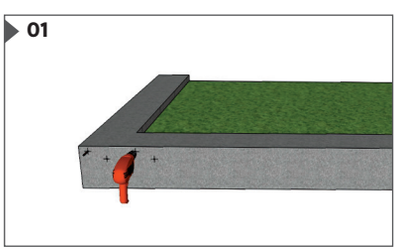

Mark the points as per measurements and then drill on the marked points with a drilling machine.

02

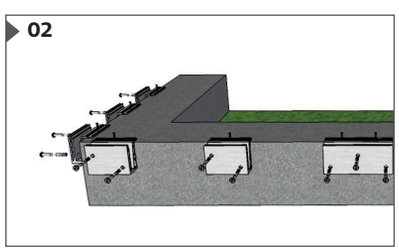

System blocks place on align profile with desired distances. Fix the blocks with fasteners.

03

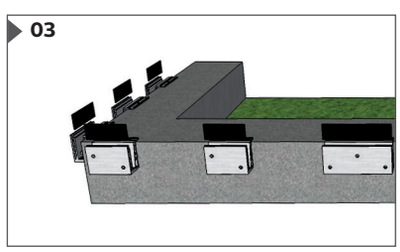

Rest the glass packing into the blocks on straight side.

04

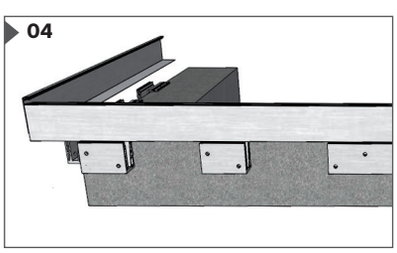

Fixed the outside system cover on the outer face of the blocks.

05

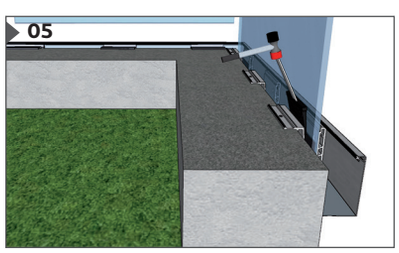

Rest the glass into the block and fixed it with the plastic wedge.

06



Fixed the inside system cover on the innerface of the blocks.

07

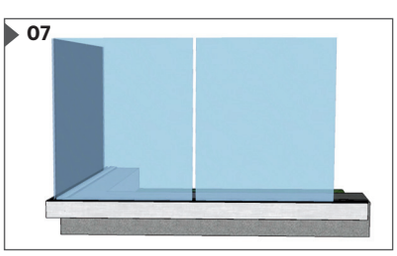

System is now complete.

Due to continuous development and changes the technical details may vary. Verify them before placing the order. Images displayed here are only for representation purpose.







TransLine®
20 LED

Transline 20 Top Mounting System

Transline 20 is the state-of-the-art top mounting system, takes your outdoor living experience to the next level for your beautiful balconies. Enjoy breathtaking views of the surrounding landscape while customizing your system with a range of cap profile colours, and glass options ranging from 12mm to 16.5mm.



Color	:	Multiple
Use	:	Heavy
Glass Thickness	:	12mm upto 16.5mm
Glass Height	:	Upto 1200mm

*Glass Toughen Coumpulsary.


Malls


Airports


Hospitals


High-Rise Building


Villa

Transline 20 LED



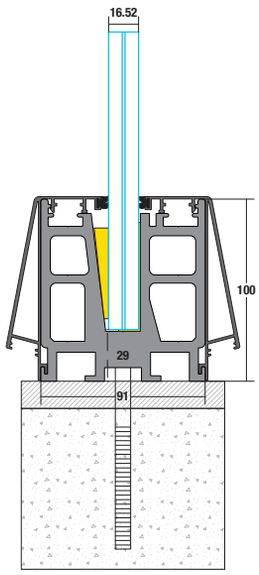

TL 20 Two Side LED

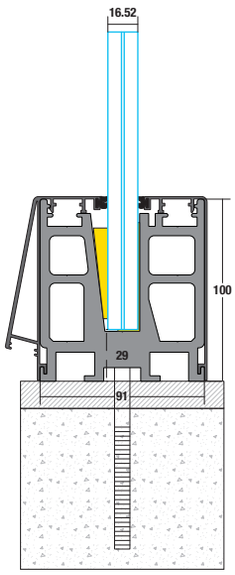

TL 20 One Side LED

Transline 20



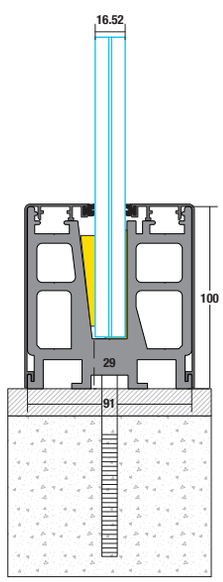

Transline 20

Top Mounting System

System Components



TL 20 Block



PVC Protection sheet



Base Rubber



Wedge Clip



Wedge

System Covers



TL 20 Cover

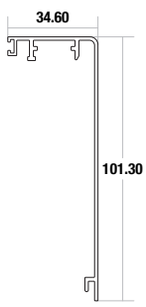

Start & Finish End Caps

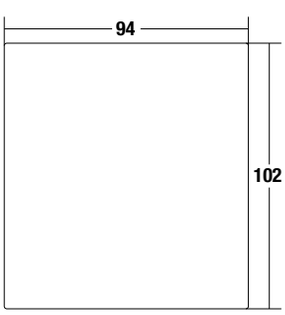

TL 20 End Cap

Transline 20

Top Mounting System

Montage Details

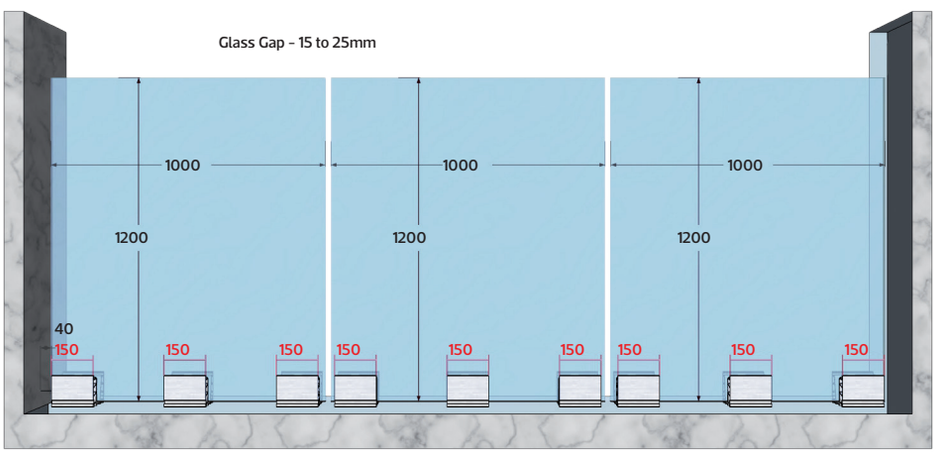

Transline 20 Elevation. All dimensions are in mm.

Note: Transline block spacing and glass measurements may vary as per site situation.

01



Mark the points as per measurements and then drill on the marked points with a drilling machine.

02

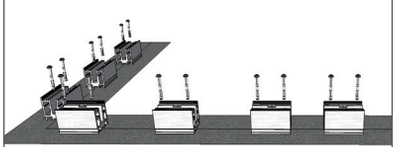

System blocks place on align profile with desired distances. Fix the blocks with fasteners.

03

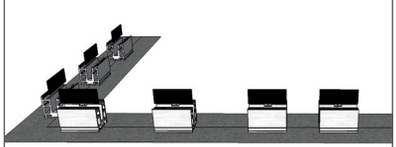

Rest the glass packing into the blocks on straight side.

04



Fixed the outside system cover on the outer face of the blocks.

05

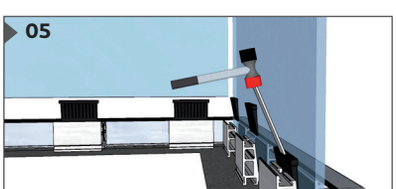

Rest the glass into the block and fixed it with the plastic wedge. Lock the wedge with the help of wedge clip.

06



Lock the wedge with the help of Allen bolt and clip.

07

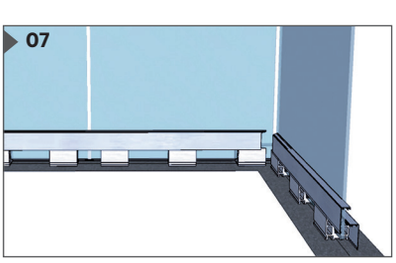

Fixed the inside system cover on the innerface of the blocks.

08

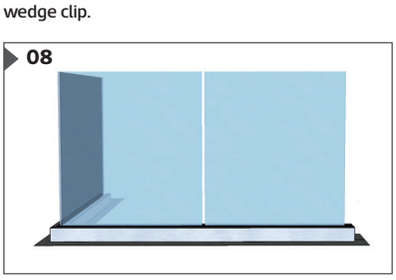

System is now complete.

Due to continuous development and changes the technical details may vary. Verify them before placing the order. Images displayed here are only for representation purpose.

Transline 20 LED

Top Mounting System

System Components



TL 20 Block



PVC Protection sheet



Base Rubber



Wedge Clip



Wedge

System Covers



TL 20 LED Cover

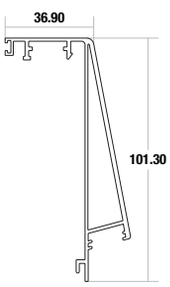

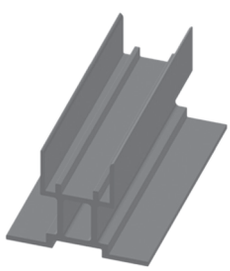

TRA PR - 083 LED Channel

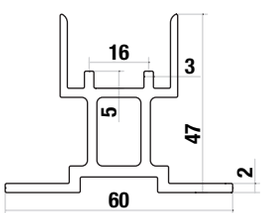

Start & Finish End Caps

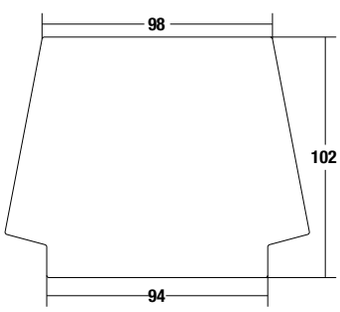

TL 20 Both Side LED End Cap

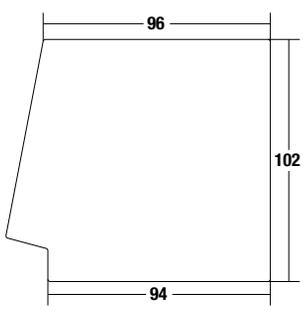

Tl 20 One Side LED End Cap

Transline 20 LED

Top Mounting System

Montage Details

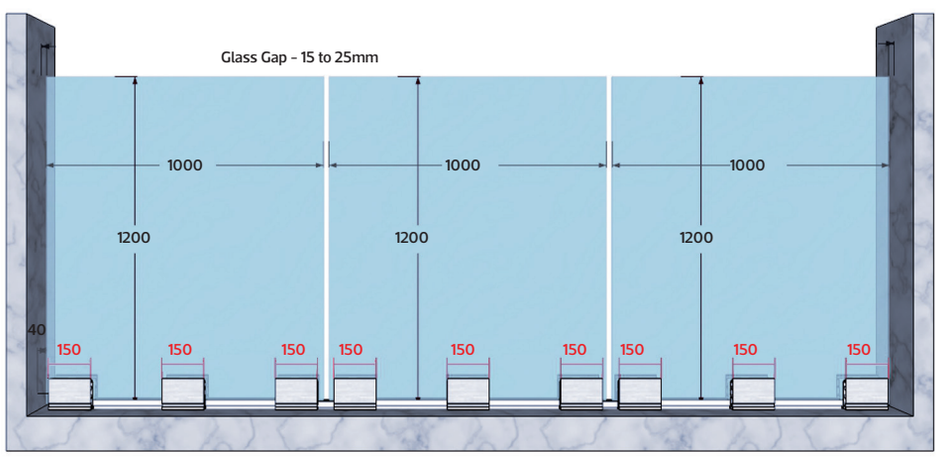

TransLine 20LED Elevation. All dimensions are in mm.

Note: Transline block spacing and glass measurements may vary as per site situation.

01

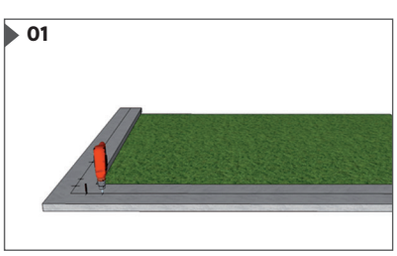

Mark the points as per measurements and then drill on the marked points with a drilling machine.

02

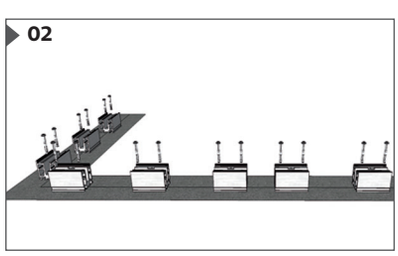

System blocks place on align profile with desired distances. Fix the blocks with fasteners.

03

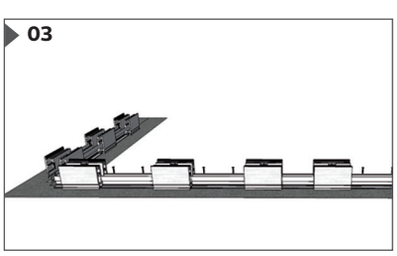

Put the LED Channel in-between two blocks.

04

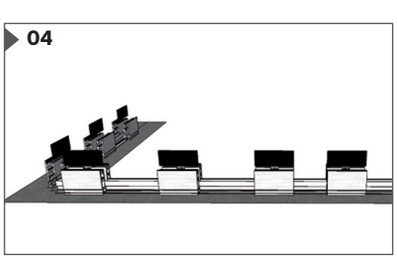

Rest the glass packing into the blocks on straight side.

05

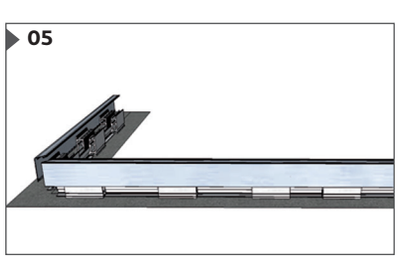

Fixed the outside system cover on the outer face of the blocks.

06

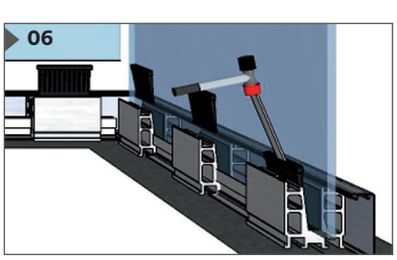

Fixed the outside system cover on the outer face of the blocks.

07



Put the LED Light.

08

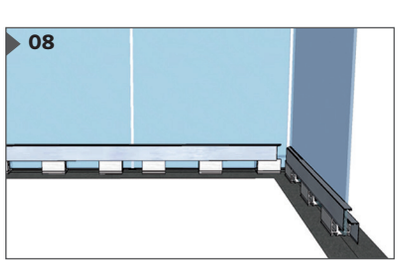

Fixed the inside system cover on the innerface of the blocks.

09

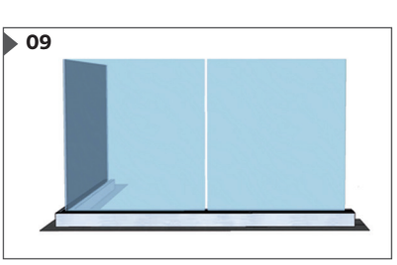

System is now complete.

Due to continuous development and changes the technical details may vary. Verify them before placing the order. Images displayed here are only for representation purpose.

Transline 20 RH

Top Mounting System

Transline 20 RH a robust top mounting system for public spaces. Its polished finish and sturdy construction adds sophistication and strength to any floor, making it ideal for businesses seeking high-quality flooring.



Color	:	Multiple
Use	:	Medium to Heavy
Glass Thickness	:	12mm upto 17.5mm
Glass Height	:	Upto 1200mm

*Glass Toughen Coumpulsary.


Malls


Airports


Hospitals


High-Rise Building


Villa

Transline 20 RH LED



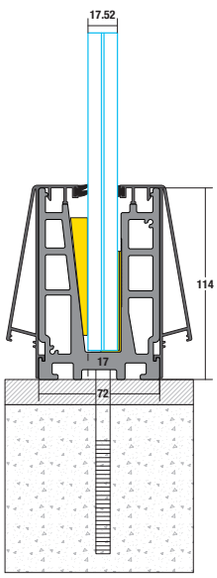

TL 20 RH Two Side LED

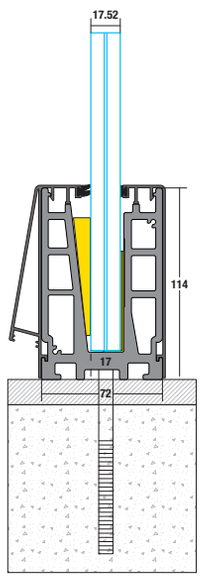

TL 20 RH One Side LED

Transline 20 RH



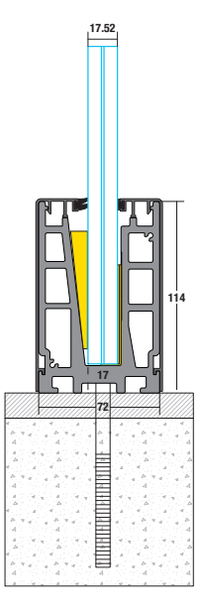

Transline 20 RH

Top Mounting System

System Components



TL 20 RH Block



PVC Protection sheet



Base Rubber



Wedge Clip



Wedge

System Covers



TL 20 RH LED Cover

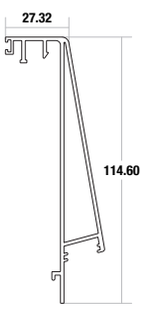



TL 20 RH Cover

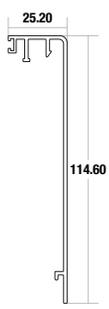

Start & Finish End Caps

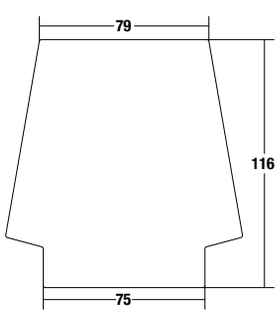

TL 20 RH LED End Cap



TL 20 RH End Cap

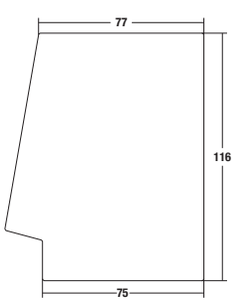

TL 20 RH One Side LED End Cap

Transline 20 RH

Top Mounting System

Montage Details

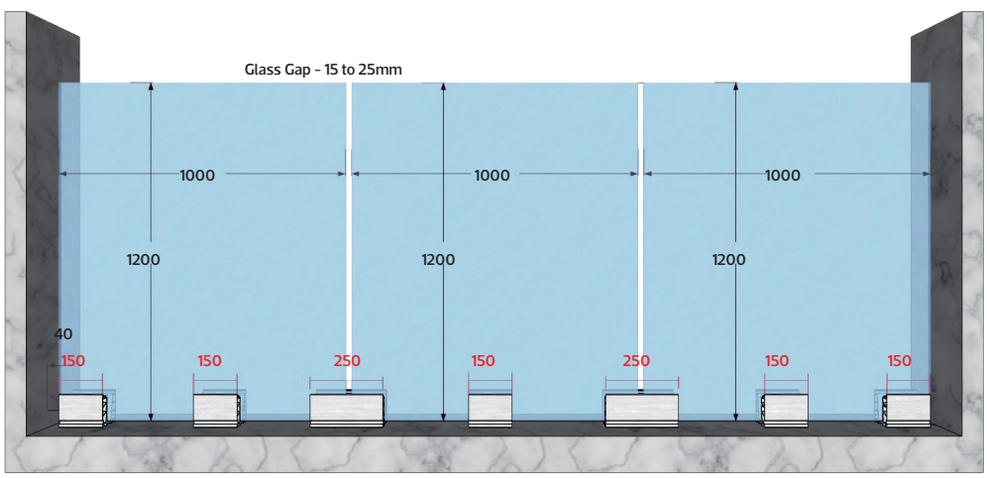

Transline 20 RH Elevation. All dimensions are in mm.

Note: Transline block spacing and glass measurements may vary as per site situation.

01



Mark the points as per measurements and then drill on the marked points with a drilling machine.

02

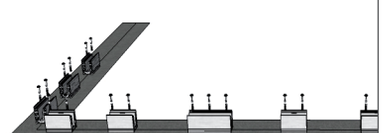

System blocks place on align profile with desired distances. Fix the blocks with fasteners.

03

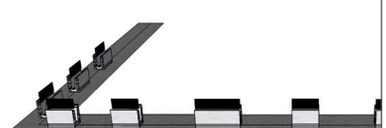

Rest the glass packing into the blocks on straight side.

04

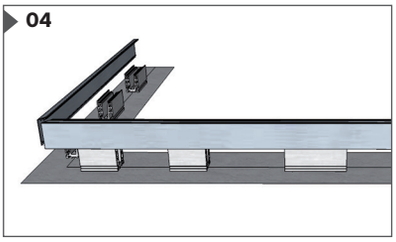

Fixed the outside system cover on the outer face of the blocks.

05

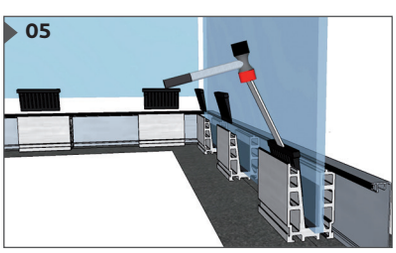

Rest the glass into the block and fixed it with the plastic wedge.

06

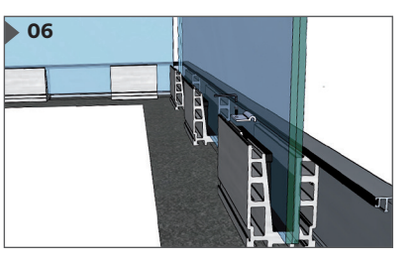

Lock the wedge with the help of Allen bolt and clip.

07

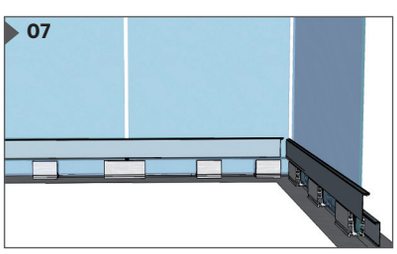

Fixed the inside system cover on the innerface of the blocks.

08

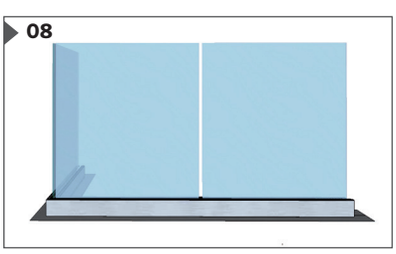

System is now complete.

Due to continuous development and changes the technical details may vary. Verify them before placing the order. Images displayed here are only for representation purpose.

Transline 30 CL

Concealed System

Transline 30 CL is a concealed system product designed to enhance the visibility of glass. The railing provides both strength and durability and can contribute to creating a creative space in a home.



APPLICATIONS

Color	:	Multiple
Use	:	Heavy
Glass Thickness	:	12mm upto 16.5mm
Glass Height	:	Upto 1200mm

*Glass Toughen Coumpulsary.


Malls


Airports


Hospitals


High-Rise Building


Villa

Transline 30 CL



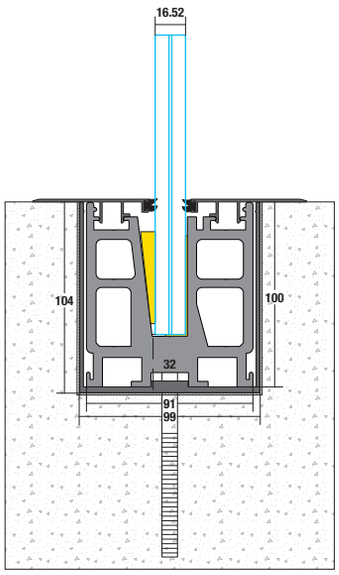

Transline 30 CL

Concealed System

System Components



TL 30 CL Block



PVC Protection sheet



Base Rubber



Wedge Clip



Wedge

System Covers



TL 30 CL Cover

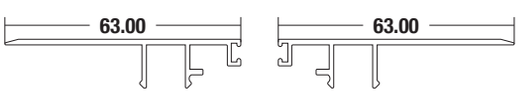

Channels



TL 30 CL U Channel

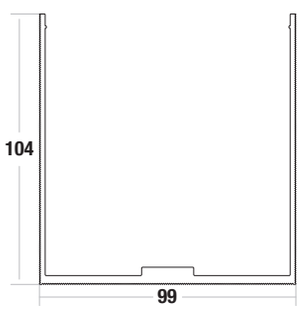

Transline 30 CL

Concealed System

Montage Details

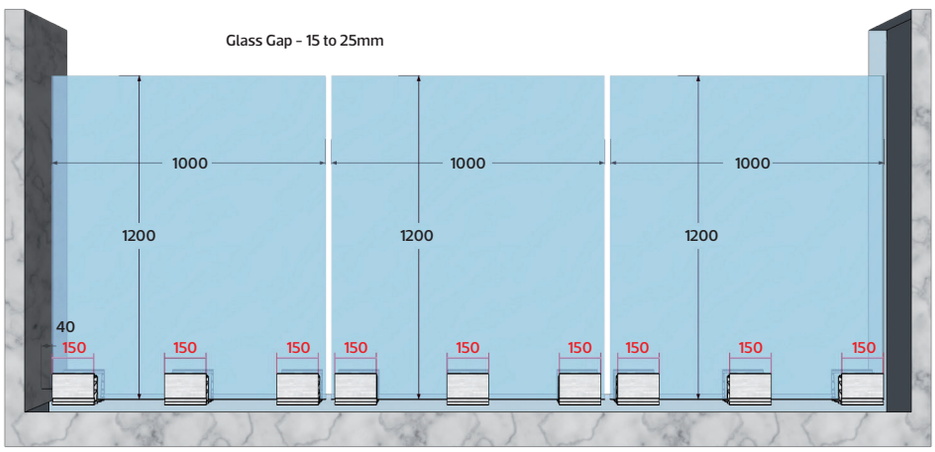

Transline 30 CL Elevation. All dimensions are in mm.

Note: Transline block spacing and glass measurements may vary as per site situation.

01

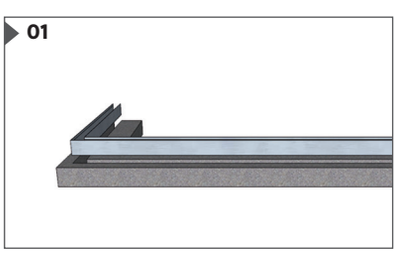

Put U Channel in depth area.

02

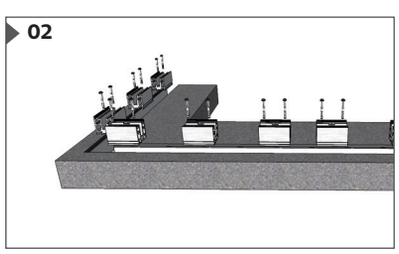

System blocks place on align profile with desired distances. Fix the blocks with fasteners.

03



Rest the glass packing into the blocks on straight side.

04



Fixed the outside system cover on the outer face of the blocks.

05

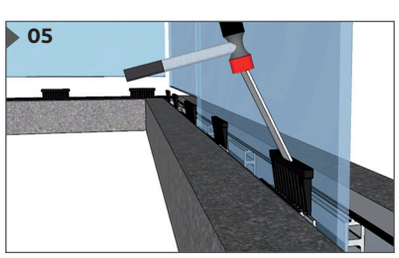

Rest the glass into the block and fixed it with the plastic wedge.

06

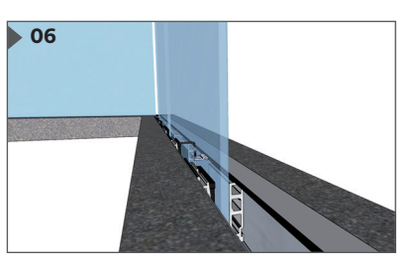

Lock the wedge with the help of Allen bolt and clip.

07



Fixed the inside system cover on the innerface of the blocks.

08

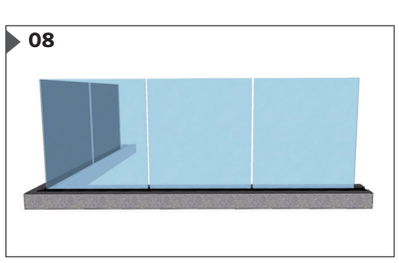

System is now complete.

Due to continuous development and changes the technical details may vary. Verify them before placing the order. Images displayed here are only for representation purpose.

Transline 30 RH CL

Concealed System

Experience the enhanced visibility of glass with Transline 30 RH CL, a concealed system product that combines strength and durability to create a creative space in your home.



APPLICATIONS

Color	:	Multiple
Use	:	Medium to Heavy
Glass Thickness	:	12mm upto 17.5mm
Glass Height	:	Upto 1200mm

*Glass Toughen Coumpulsary.


Malls


Airports


Hospitals


High-Rise Building


Villa

Transline 30 RH CL



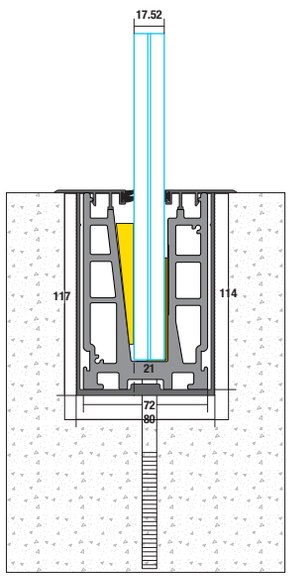

Transline 30 RH CL

Concealed System

System Components



TL 30 RH CL Block



PVC Protection sheet



Base Rubber



Wedge Clip



Wedge

System Covers



TL 30 RH CL System Cover

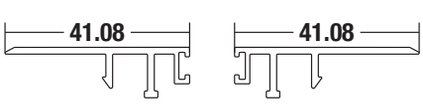

Channels



TL 30 RH CL U Channel



Transline 30 RH CL

Concealed System

Montage Details

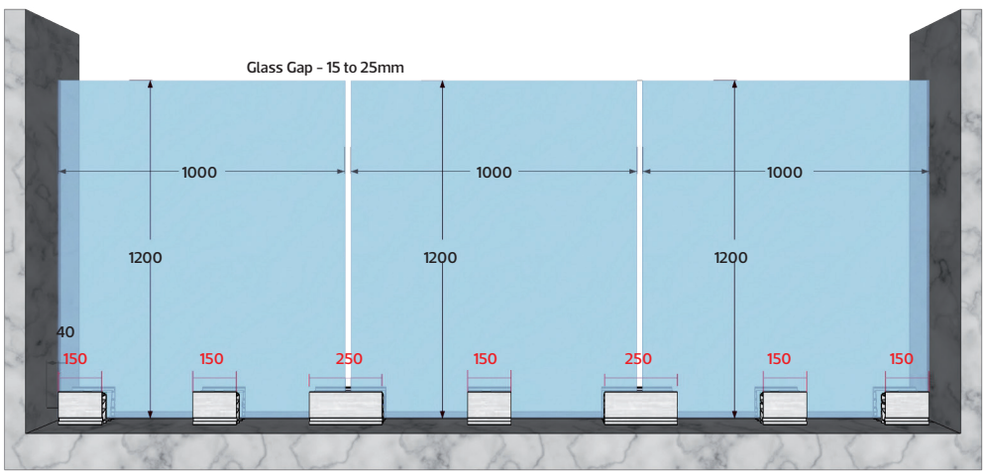

Transline 30 RH CL Elevation. All dimensions are in mm.

Note: Transline block spacing and glass measurements may vary as per site situation.

01

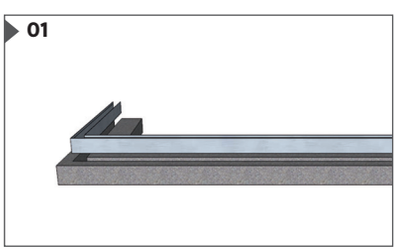

Put U Channel in depth area.

02



System blocks place on align profile with desired distances. Fix the blocks with fasteners.

03



Rest the glass packing into the blocks on straight side.

04



Fixed the outside system cover on the outer face of the blocks.

05

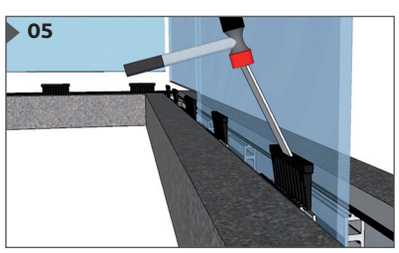

Rest the glass into the block and fixed it with the plastic wedge.

06

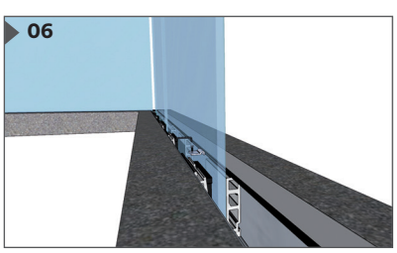

Lock the wedge with the help of Allen bolt and clip.

07



Fixed the inside system cover on the innerface of the blocks.

08



System is now complete.

Due to continuous development and changes the technical details may vary. Verify them before placing the order. Images displayed here are only for representation purpose.


TECHNORAIL



TransLine®
50 S LED

Transline 50 S

Top Mounting System

Transform your home into a luxurious sanctuary with Transline 50, a premium mounting system that is renowned for its durability and safety. Experience unobstructed views and enhance the aesthetic appeal of your living space with its sleek LED feature.



Color	:	Multiple
Use	:	Heavy
Glass Thickness	:	12mm upto 21.5mm
Glass Height	:	Upto 1200mm

*Glass Toughen Coumpulsary.


Malls


Airports


Hospitals


High-Rise Building


Villa

Transline 50 S LED



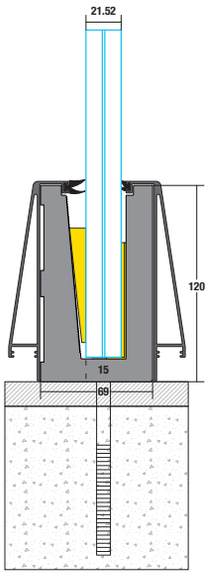

TL 50 S Two Side LED

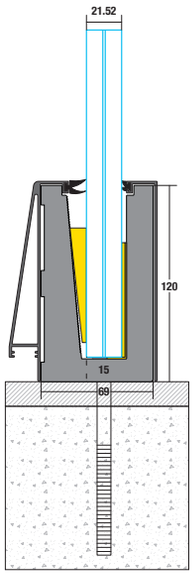

TL 50 S One Side LED

Transline 50 S



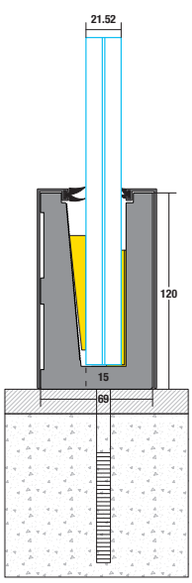

Transline 50 S

Top Mounting System

System Components



TL 50 S Block



PVC Protection sheet



Base Rubber



Wedge Clip



Wedge

System Covers



TL 50 S LED Cover

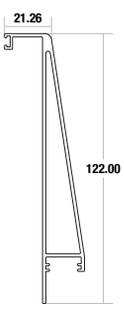

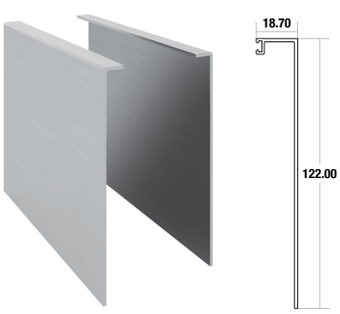

TL 50 S Cover

Start & Finish End Caps

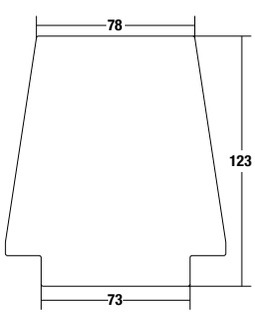

TL 50S Two Side LED End Cap

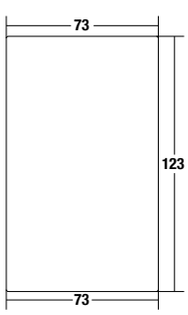

TL 50 S End Cap

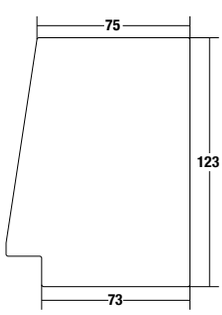

TL 50 S One Side Led End Cap

Transline 50 S

Top Mounting System

Montage Details

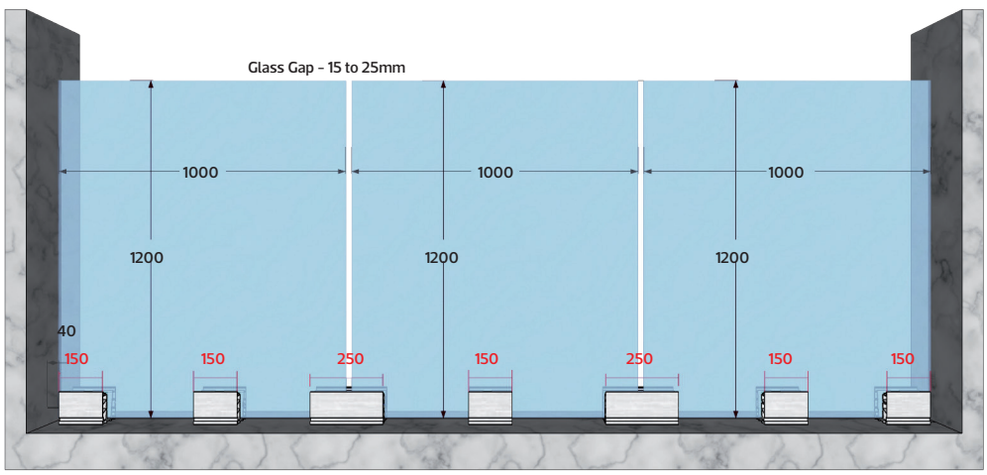

Transline 50 S Elevation. All dimensions are in mm.

Note: Transline block spacing and glass measurements may vary as per site situation.

01



Mark the points as per measurements and then drill on the marked points with a drilling machine.

02

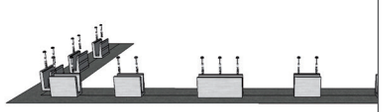

System blocks place on align profile with desired distances. Fix the blocks with fasteners.

03



Rest the glass packing into the blocks on straight side.

04

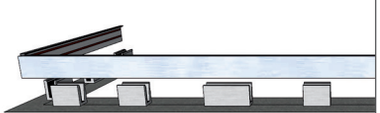

Fixed the outside system cover on the outer face of the blocks.

05

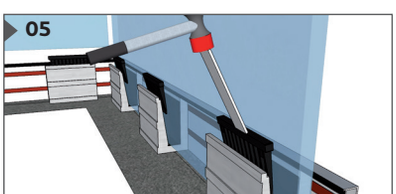

Rest the glass into the block and fixed it with the plastic wedge. Lock the wedge with the help of wedge clip.

06

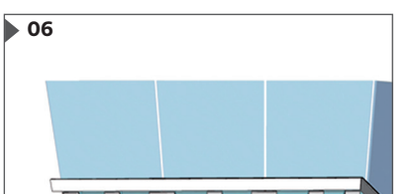

Fixed the inside system cover on the innerface of the blocks.

07



System is now complete.

Due to continuous development and changes the technical details may vary. Verify them before placing the order. Images displayed here are only for representation purpose.

Transline 80 Top Mounting System

Introducing Transline 80, the ultimate balcony top mounting system that brings ocean vibes to your living spaces. With sleek design and uninterrupted views, it adds a touch of luxury to your balcony. Transform your space into a serene oasis with Transline 80.



APPLICATIONS

Color	:	Multiple
Use	:	Heavy
Glass Thickness	:	12mm & 16.5mm
Glass Height	:	Upto 1200mm

*Glass Toughen Coumpulsary.


Malls


Airports


Hospitals


High-Rise Building


Villa

Transline 80

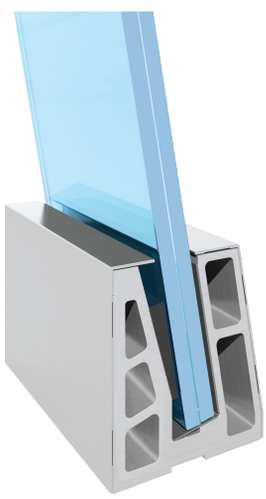

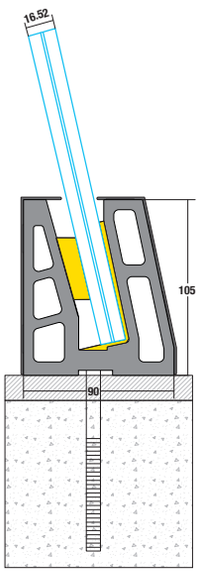

Transline 80

Top Mounting System

System Components



TL80 Block



PVC Protection sheet



Base Rubber



Wedge

System Covers



TL 80 Cover

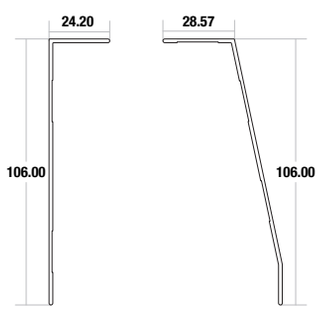

TL 80 Cover

Start & Finish End Caps

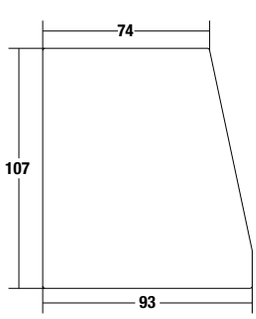

TL 80 End Cap

Transline 80

Top Mounting System

Montage Details

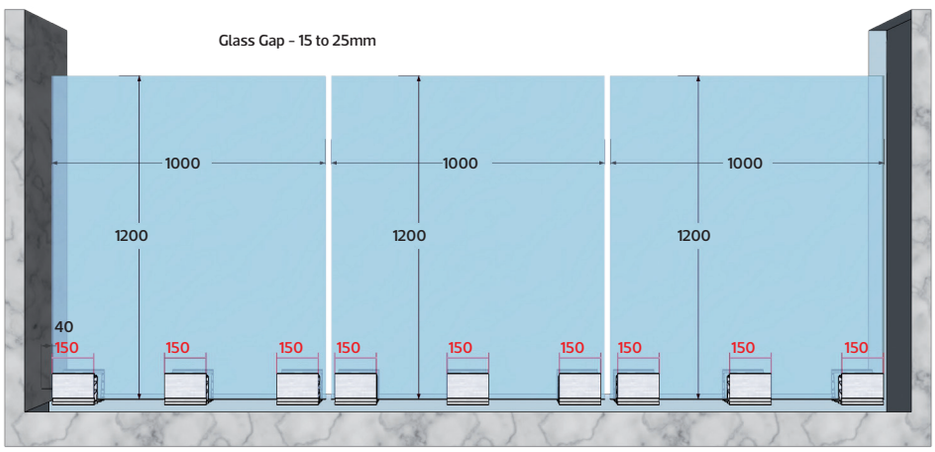

Transline 80 Elevation. All dimensions are in mm.

Note: Transline block spacing and glass measurements may vary as per site situation.

01



Mark the points as per measurements and then drill on the marked points with a drilling machine.

02

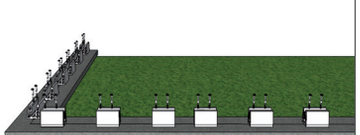

System blocks place on align profile with desired distances. Fix the blocks with fasteners.

03

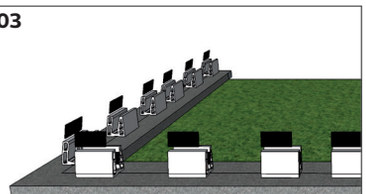

Rest the glass packing into the blocks on straight side.

04



Fixed the outside system cover on the outer face of the blocks.

05

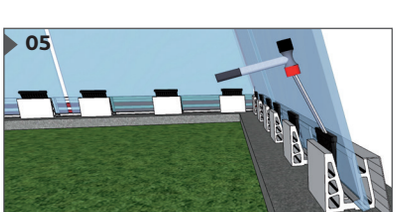

Rest the glass into the block and fixed it with the plastic wedge. Lock the wedge with the help of wedge clip.

06

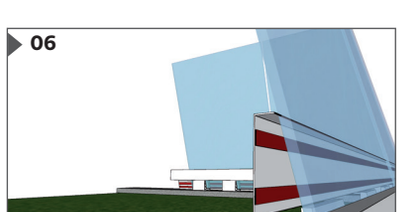

Fixed the inside system cover on the innerface of the blocks.

07

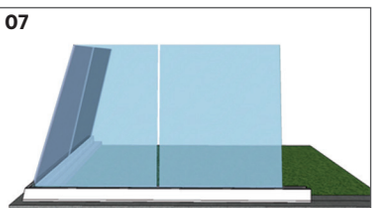

System is now complete.

Due to continuous development and changes the technical details may vary. Verify them before placing the order. Images displayed here are only for representation purpose.





TransLine®
90 LED



Transline 90

Side Mounting System

Transline 90 is a side installation solution designed specifically for staircases found in various locations, such as malls, airports, and resorts to provide a sophisticated and high-quality atmosphere.



Color	:	Multiple
Use	:	Heavy
Glass Thickness	:	12mm upto 21.5mm
Glass Height	:	Upto 1200mm

*Glass Toughen Coumpulsary.


Malls


Airports


Hospitals


High-Rise Building


Villa

Transline 90 LED



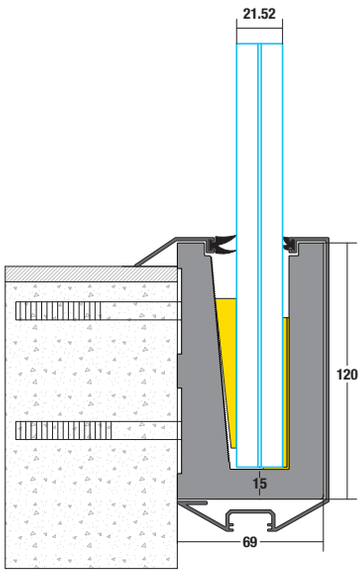

TL 90 LED Without Spacer

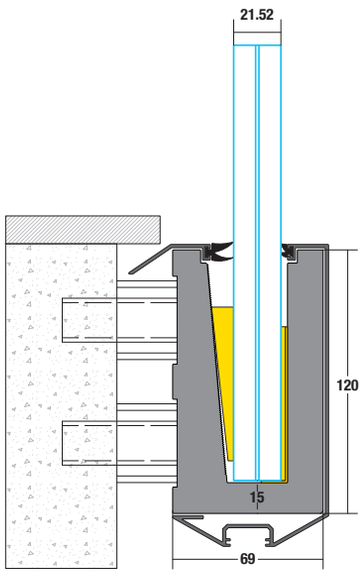

TL 90 LED With Spacer

Transline 90



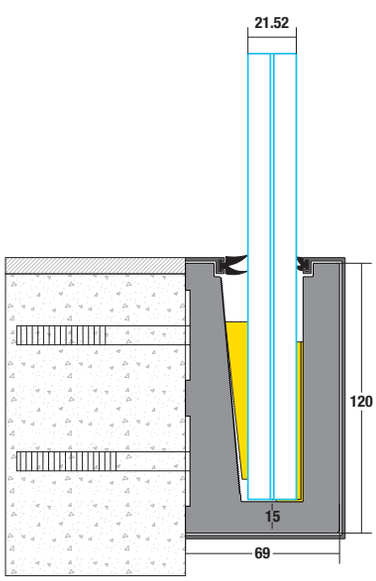

TL 90 Without Spacer

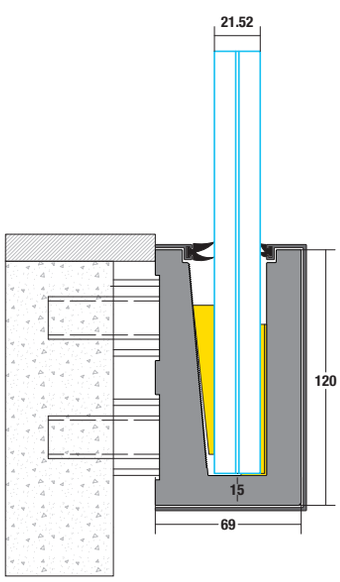

TL 90 With Spacer

Transline 90

Side Mounting System

System Components



TL90 Block



PVC Protection sheet



Base Rubber



Wedge Clip



Wedge

System Covers



TL 90 LED Cover

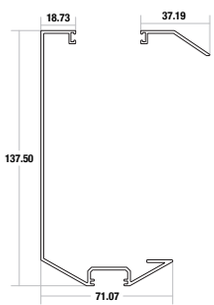



TL 90 Cover



Spacer



TL 90 Spacer

Start & Finish End Caps



TL 90 LED End Cap



TL 90 End Cap

Transline 90

Side Mounting System

Montage Details

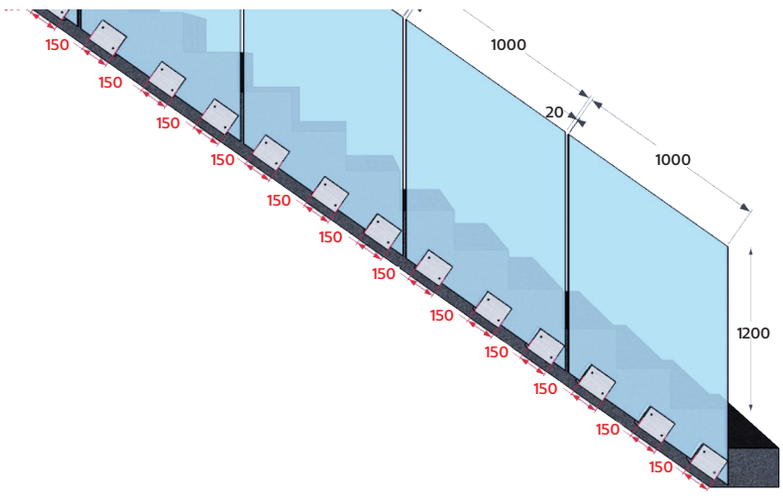

Transline 90 Elevation. All dimensions are in mm.

Note: Transline block spacing and glass measurements may vary as per site situation.

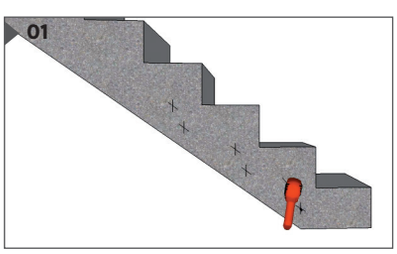

Mark the points as per measurements and than drill on the marked points with drilling machine.

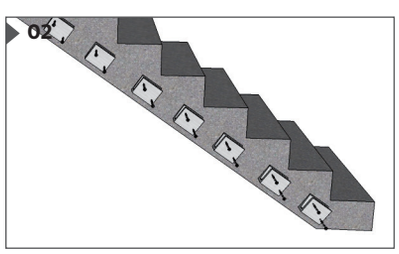

System blocks place on align profile with desired distances. Fix the blocks with fasteners.

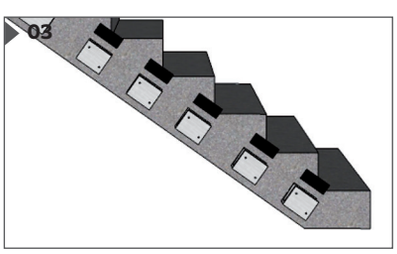

Rest the glass packing into the blocks on straight side.

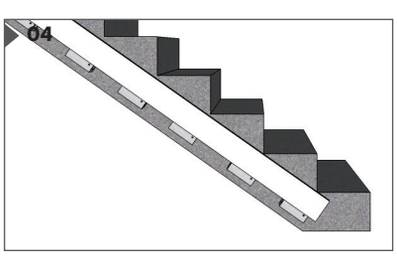

Fixed the outside system cover on the outer face of the blocks.

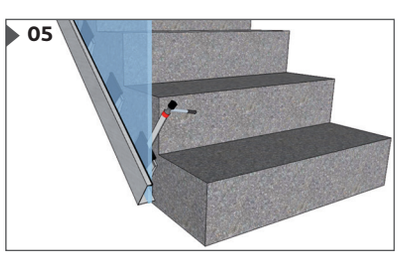

Rest the glass into the block and fixed it with the plastic wedge. Lock the wedge with the help of wedge clip.



Fixed the inside system cover on the innerface of the blocks with the help of double side gum tape.

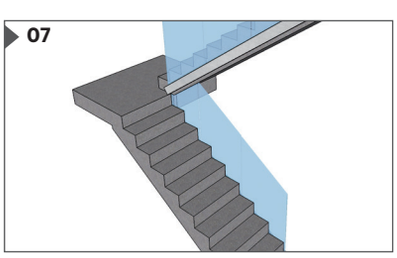

System is now complete.

Due to continuous development and changes the technical details may vary. Verify them before placing the order. Images displayed here are only for representation purpose.

Transline 100

Top Mounting System (for Curved Area)

Transline 100 is a versatile curved area Top Mounting system designed for use in bungalows, villas, apartments, and more. Elevate the appearance of your outdoor space with a sleek curvature, allowing you to appreciate the beauty of your surroundings in style.



Color	:	Multiple
Use	:	Medium to Heavy
Glass Thickness	:	12mm upto 16.5mm
Glass Height	:	As per height situation

*Glass Toughen Coumpulsary.



Malls *Airports* *Hospitals* *High-Rise Building* *Villa*

Montage Details

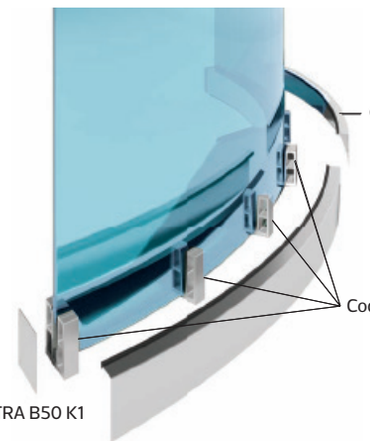

Transline 100



Transline CC 108 Top Mounting System

Transline CC 108 is a top mounting system is the model used in prestigious spaces. You are sure to love every moment spent, after the stunning look of the finished space.



Color	:	Multiple
Use	:	Medium to Heavy
Glass Thickness	:	12mm upto 13.5mm
Glass Height	:	Upto 1200mm

*Glass Toughen Coumpulsary.


Malls


Airports


Hospitals


High-Rise Building


Villa

Transline CC 108



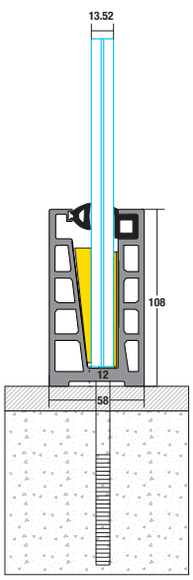


Packing Sheet


PVC Protection Sheet


Wedge

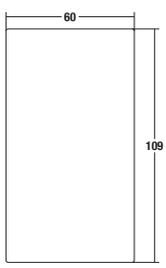

TL CC 108 END CAP

Montage Details

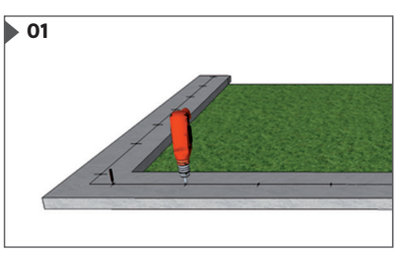

Mark the points as per measurements and then drill on the marked points with a drilling machine.

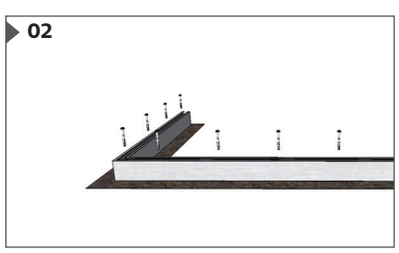

System channel is placed on linear surface area with the help of fasteners.



Rest the glass packing into the channel on straight side.

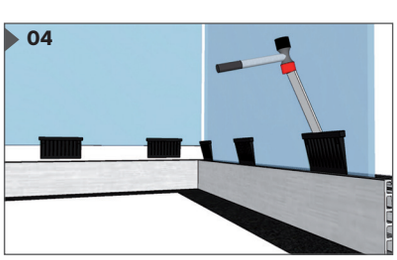

Rest the glass into the channel and fixed it with the plastic wedge.

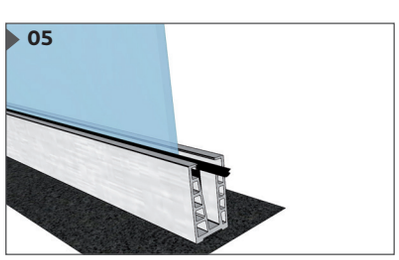

Fix the EPDM Rubber in the channel.

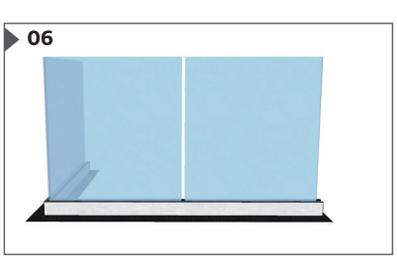

System is complete.

Transline CC 110

Top Mounting System

Transline CC 110 The ultimate balcony top mounting system that brings you closer to the luxury! Haul up your living spaces with the sleek and modern design of our inward leaning glass, giving you uninterrupted views and a touch of luxury.



Color	:	Multiple
Use	:	Heavy or Extra Heavy
Glass Thickness	:	12mm up to 19.5mm
Glass Height	:	use up to 1500mm

*Glass Toughen Coumpulsary.

Malls *Airports* *Hospitals* *High-Rise Building* *Villa*

Transline CC 110



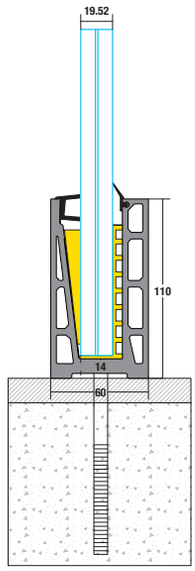

Transline CC 110

Top Mounting System

System Components



TL CC 110 Block



Packing Sheet



PVC Protection Sheet



Wedge

Start & Finish End Caps

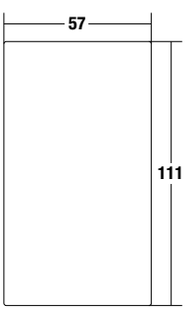

TL CC 110 End Cap

Transline CC 110

Top Mounting System

Montage Details

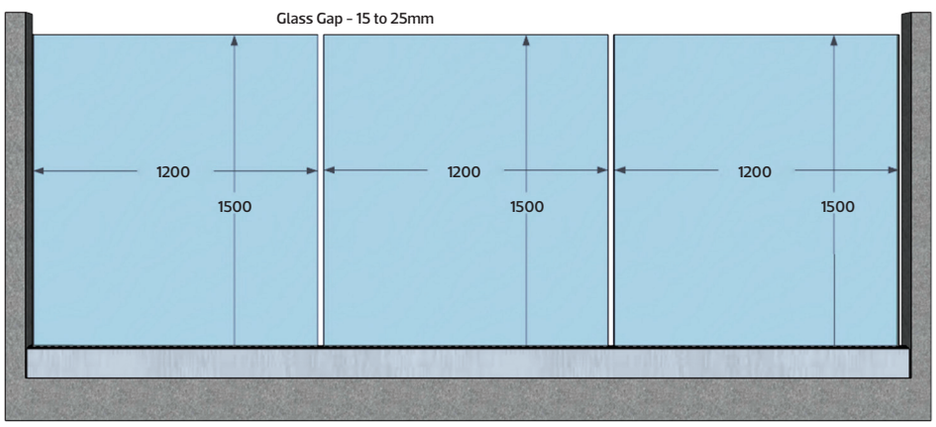

Transline CC 110 Elevation. All dimensions are in mm.

Note: Glass measurements may vary as per site situation.

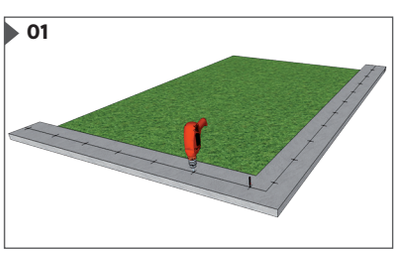

Mark the points as per measurements and then drill on the marked points with a drilling machine.

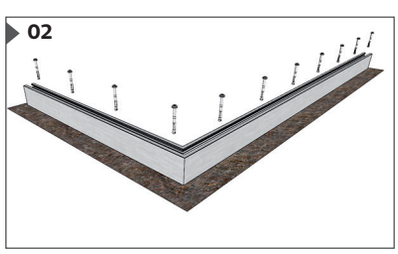

System channel is placed on linear surface area with the help of fasteners.



Rest the glass packing into the channel on straight side.

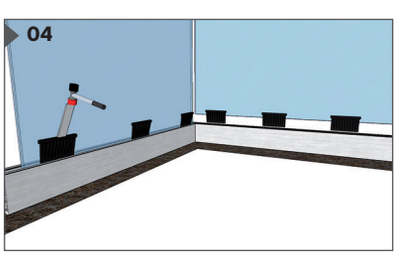

Rest the glass into the channel and fixed it with the plastic wedge.

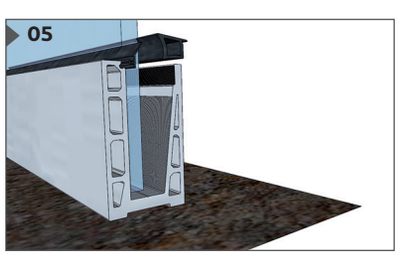

Fix the EPDM Rubber in the channel.

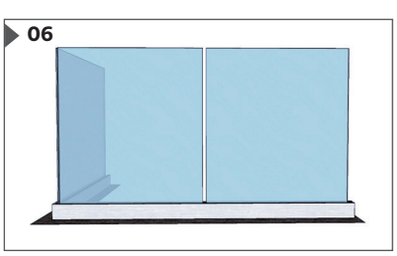

System is complete.

Due to continuous development and changes the technical details may vary. Verify them before placing the order. Images displayed here are only for representation purpose.

Transline CC 115 Top Mounting System

The Transline CC 115 is a remarkable mounting system that instills a sense of reliability and trust. It is a popular choice for commercial spaces such as malls, airports, and high-rise buildings, where it creates a captivating ambiance.



Color	:	Multiple
Use	:	Heavy or Extra Heavy
Glass Thickness	:	12mm up to 19.5mm
Glass Height	:	use up to 1500mm

*Glass Toughen Coumpulsary.



Transline CC 115



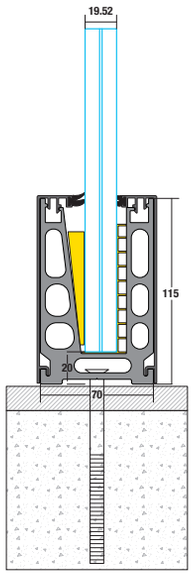

TL CC 115 Without LED

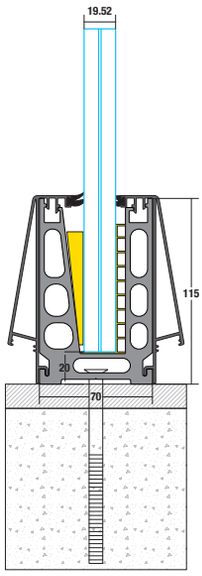

TL CC 115 With LED

Transline CC 115

Top Mounting System

System Components



TL CC 115 Block



Packing Sheet



PVC Protection Sheet



Wedge

System Covers



TL CC 115 System Cover

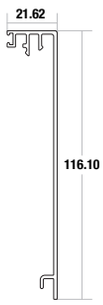



TL CC 115 LED Cover

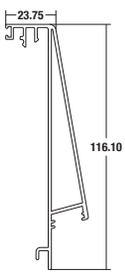

Start & Finish End Caps



TL CC 115 End Cap

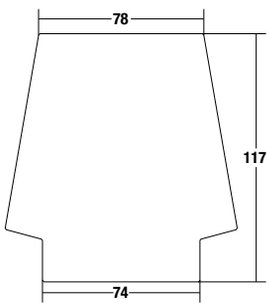

TL CC 115 LED End Cap

Transline CC 115

Top Mounting System

Montage Details

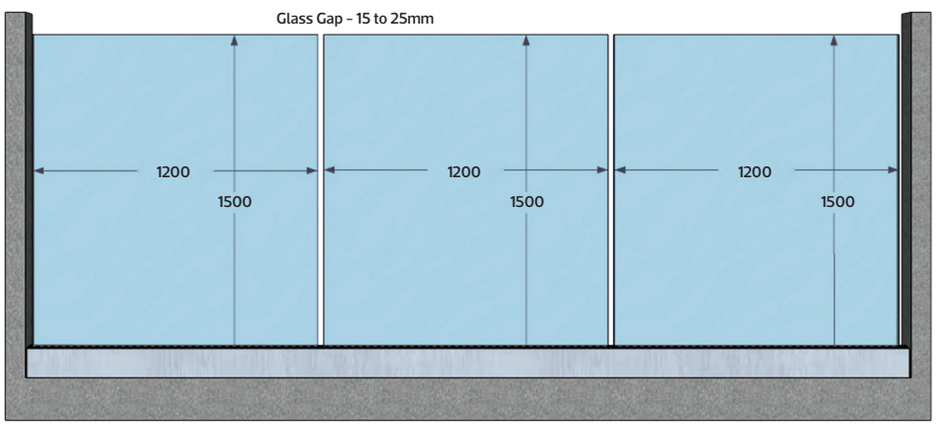

Transline CC 115 Elevation. All dimensions are in mm.

Note: Glass measurements may vary as per site situation.

01

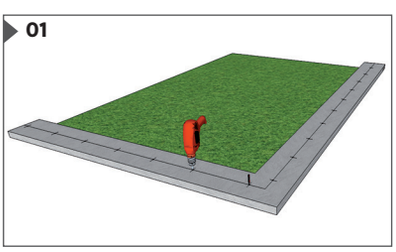

Mark the points as per measurements and then drill on the marked points with a drilling machine.

02

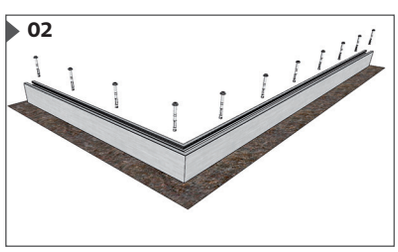

System channel is placed on liner surface area with help of fasteners

03



Rest the glass pacing into the channel on straight side.

04

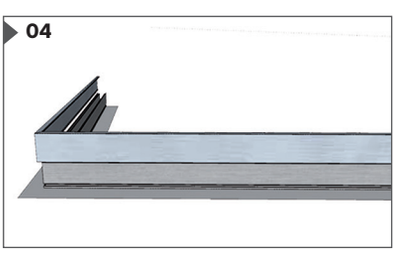

Fixed the outside system cover on the outer face of the channel

05

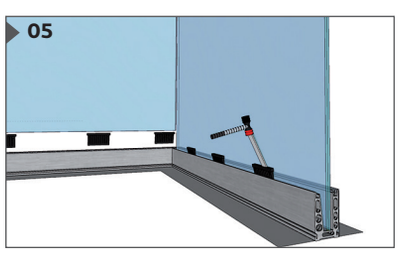

Rest the glass into the channel and fixed it with the plastic wedge

06

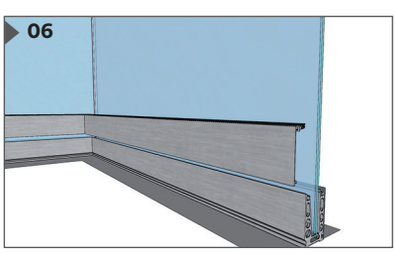

Fixed the inside system cover on the innerface of the channel

07

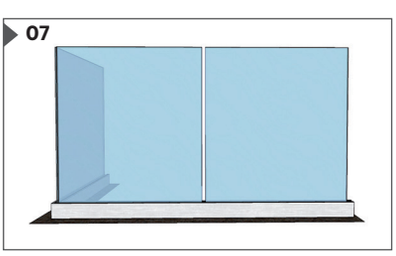

System is now complete.

Due to continuous development and changes the technical details may vary. Verify them before placing the order. Images displayed here are only for representation purpose.

Transline CC 115 CL

Concealed System

The Transline CC 115 CL is a concealed mounting system that instills a sense of reliability and trust. It is a popular choice for commercial spaces such as malls, airports, and high-rise buildings, where it creates a captivating ambiance.



APPLICATIONS

Color	:	Multiple
Use	:	Heavy or Extra Heavy
Glass Thickness	:	12mm up to 19.5mm
Glass Height	:	use up to 1500mm

*Glass Toughen Coumpulsary.


Malls


Airports


Hospitals


High-Rise Building


Villa

Transline CC 115 CL



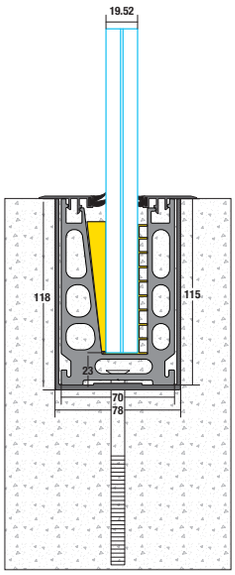

Transline CC 115 CL

Concealed System

System Components



TL CC 115 CL Block



Packing Sheet



PVC Protection Sheet



Wedge

System Covers



TL CC 115 CL U Channel

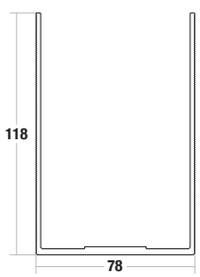



Inside – Outside Cover

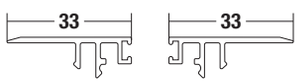

Transline CC 115 CL

Concealed System

Montage Details

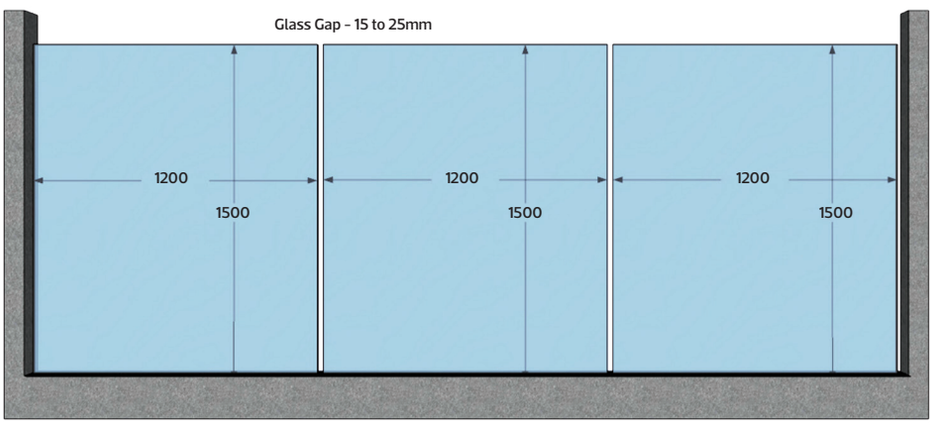

Transline CC 115 Elevation. All dimensions are in mm.

Note: Glass measurements may vary as per site situation.

01



Put U Channel in depth area.

02

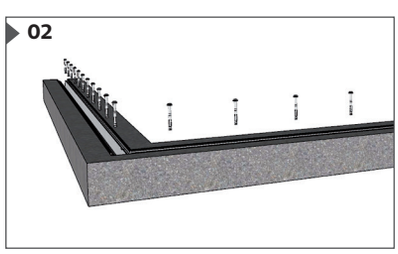

System channel place on align profile. and fix with fasteners.

03

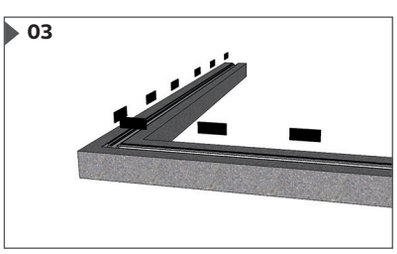

Rest the glass packing into the channel on straight side

04



fixed the outside system cover on the outer face of the channel

05

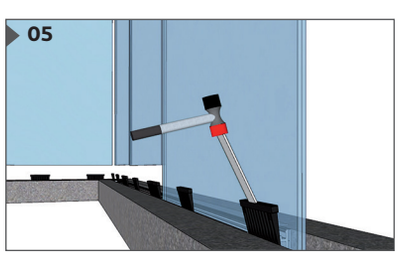

Rest the glass into the channel and fixed it with the wedge.

06



Fixed the inside system cover on the Innerface of the channel.

07

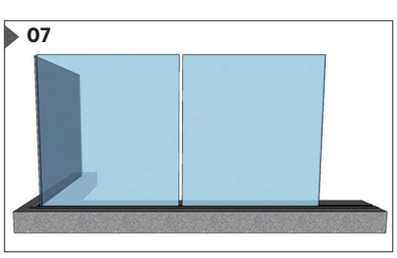

System is now complete.

Due to continuous development and changes the technical details may vary. Verify them before placing the order. Images displayed here are only for representation purpose.

Transline CC 117 AD

Top Mounting System

Elevate your office vibes with the Transline CC 117 AD top mounting system. Whether it's the sleek lobby, modern staircase, or chic poolside.



Color	:	Multiple
Use	:	Heavy or Extra Heavy
Glass Thickness	:	12mm up to 17.5mm
Glass Height	:	use up to 1500mm

*Glass Toughen Coumpulsary.


Malls


Airports


Hospitals


High-Rise Building


Villa

Transline CC 117 AD



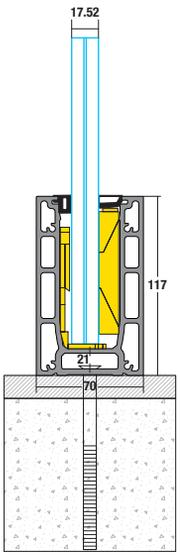

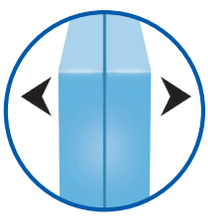

Adjustable Glass System

Transline CC 117 AD

Top Mounting System

System Components

COMPONENTS



Transline CC 117 AD Block



Packing Sheet



PVC Protection Sheet

Start & Finish End Caps



Transline CC 117 AD End Cap

Transline CC 117 AD

Top Mounting System

Montage Details

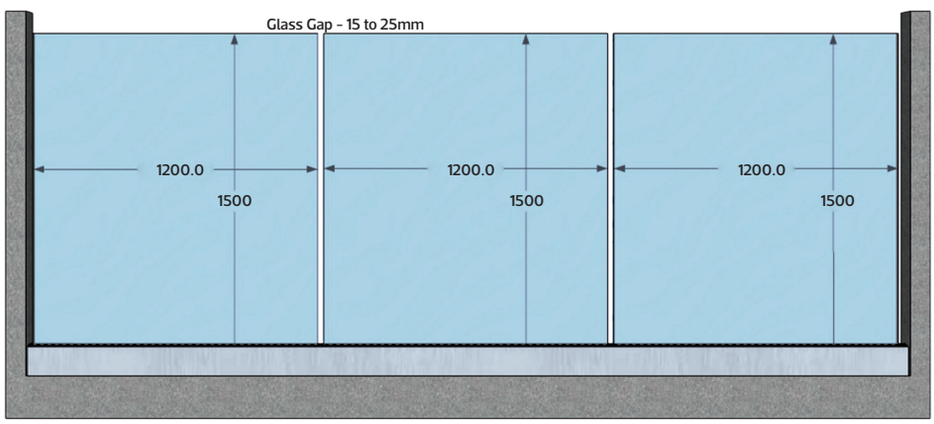

Transline CC 117 AD Elevation. All dimensions are in mm.

Note: Glass measurements may vary as per site situation.

01

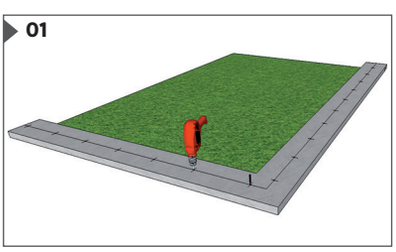

Marked the points as per measurements and then drill on the marked points with a drilling machine.

02

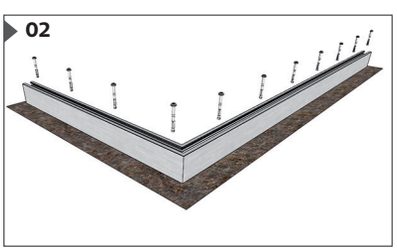

System channel is placed on liner surface area with the help of fasteners.

03

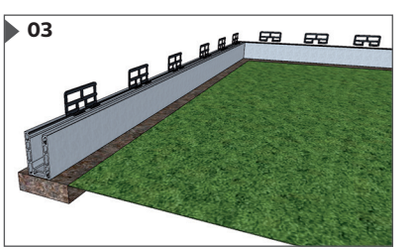

Rest the glass packing inside against the external side of the channel.

04



Fixed the outside epdm on the outer face of the channel

05



Rest the glass into the channel and fixed it with the adjustble wedge.

06



Fixed the inside epdm on the inner face of the channel

07

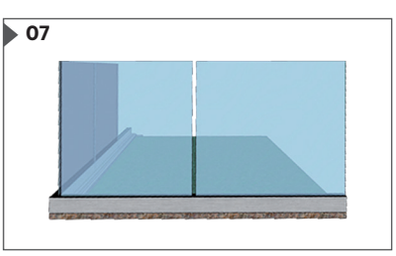

System is now complete.

Due to continuous development and changes the technical details may vary. Verify them before placing the order. Images displayed here are only for representation purpose.

Transline CC 122

Top Mounting System

Transline CC 122 adds a touch of elegance to elevation. Bring on the aesthetic appeal, upgrade your space, to set a new standard of style.



Color	:	Multiple
Use	:	Heavy or Extra Heavy
Glass Thickness	:	12mm up to 21.5mm
Glass Height	:	use up to 1200mm

*Glass Toughen Coumpulsary.


Malls


Airports


Hospitals


High-Rise Building


Villa

Transline CC 122



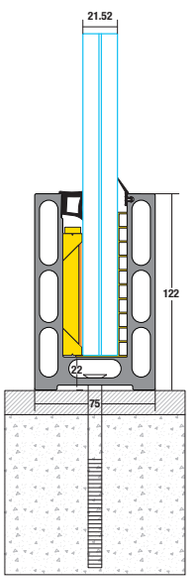

Transline CC 122

Top Mounting System

System Components



Transline CC 122 Block



Packing Sheet



PVC Protection Sheet



Adjustable Wedge

Start & Finish End Caps



Transline CC 122 End Cap

Transline CC 122

Top Mounting System

Montage Details

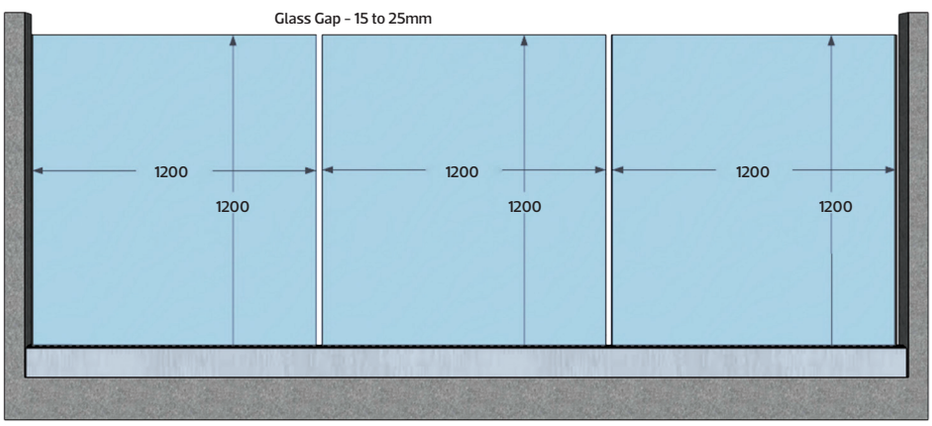

Transline CC 122 Elevation. All dimensions are in mm.

Note: Glass measurements may vary as per site situation.

01

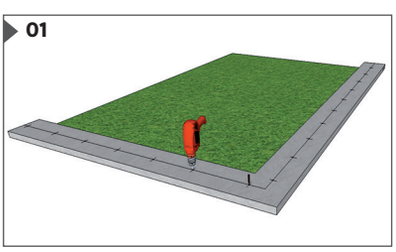

Mark the points as per measurements and then drill on the marked points with a drilling machine.

02

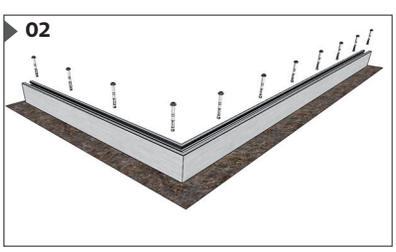

System channel is placed on liner surface area with help of fasteners

03

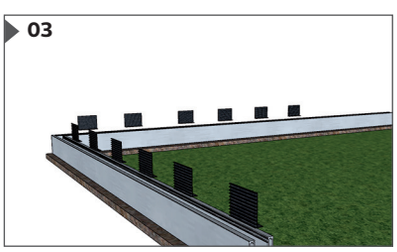

Rest the glass pacing into the channel on straight side.

04



Fixed the outside EPDM on the outer face of the channel

05

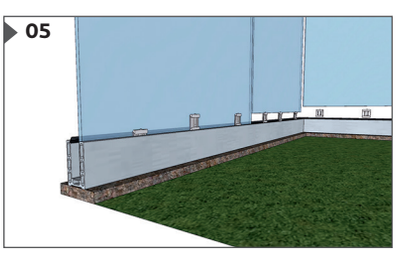

Rest the glass into the channel and fixed it with the adjustable wedge

06



Fixed the inside EPDM on the innerface of the channel

07

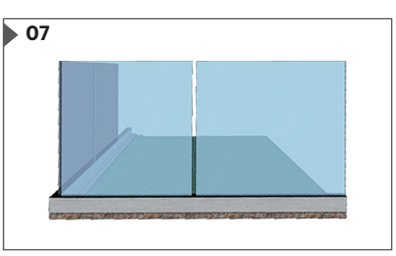

System is now complete.

Due to continuous development and changes the technical details may vary. Verify them before placing the order. Images displayed here are only for representation purpose.

Transline CC 125

Top Mounting System

Experience the beauty of Transline CC 125, the top mounting system that adds a touch of prestige to any space. The finished look will leave you in awe and make every moment spent in the space unforgettable.



Color	:	Multiple
Use	:	Heavy or Extra Heavy
Glass Thickness	:	17.5mm up to 25.5mm
Glass Height	:	use up to 1500mm

*Glass Toughen Coumpulsary.


Malls


Airports


Hospitals


High-Rise Building


Villa

Transline CC 125



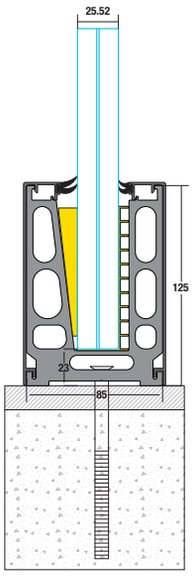

TL CC 125 Without LED

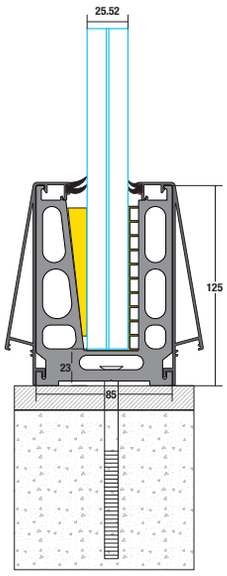

TL CC 125 With LED

Transline CC 125

Top Mounting System

System Components



Transline CC 125 Block



Packing Sheet



PVC Protection Sheet



Wedge

System Covers



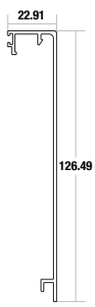

Tl CC 125 System Cover





TL CC 125 LED Cover

Start & Finish End Caps



TL CC 125 End Cap

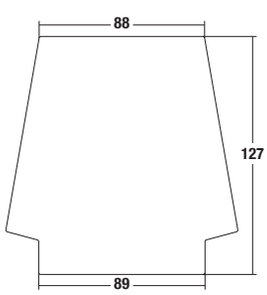

TL CC 125 LED End Cap

Transline CC 125

Top Mounting System

Montage Details

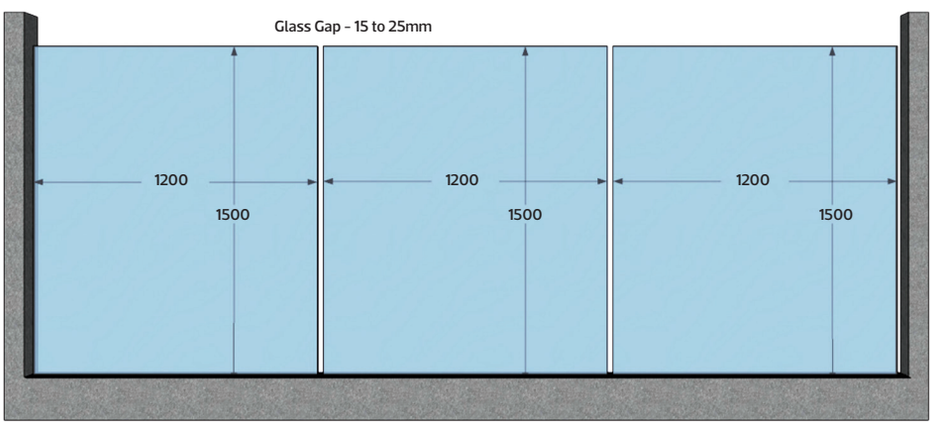

Transline CC 125 Elevation. All dimensions are in mm.

Note: Glass measurements may vary as per site situation.

01

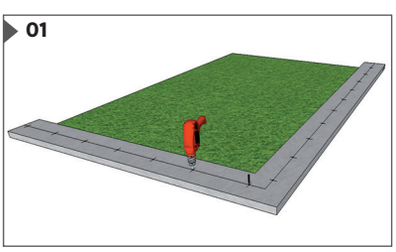

Mark the points as per measurements and then drill on the marked points with a drilling machine.

02

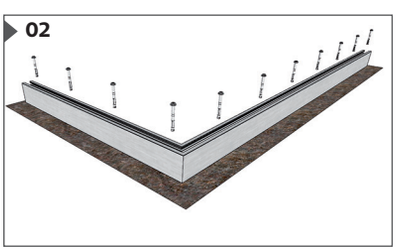

System channel is placed on liner surface area with help of fasteners

03



Rest the glass pacing into the channel on straight side.

04

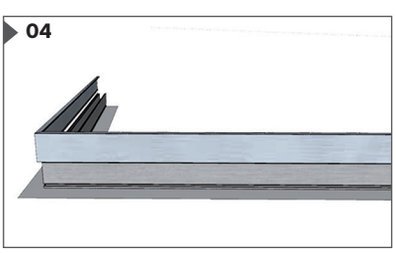

Fixed the outside system cover on the outer face of the channel

05

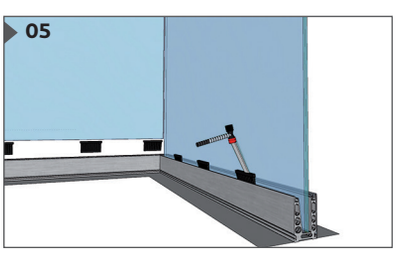

Rest the glass into the channel and fixed it with the plastic wedge

06

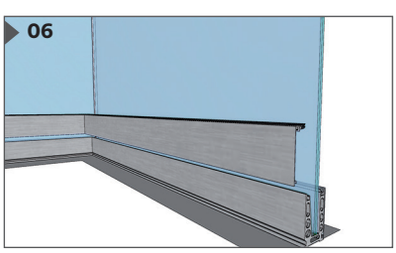

Fixed the inside system cover on the innerface of the channel

07

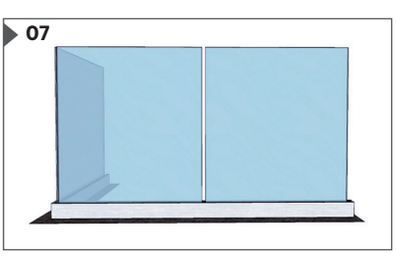

System is now complete.

Due to continuous development and changes the technical details may vary. Verify them before placing the order. Images displayed here are only for representation purpose.

Transline CC 125 CL

Concealed System

Upgrade your space with Transline CC 125 CL – the ultimate balcony, lobby, and poolside concealed mounting system. The top notch quality and craftsmanship will transform your property's appearance and boost its value.



Color	:	Multiple
Use	:	Heavy or Extra Heavy
Glass Thickness	:	17.5mm up to 25.5mm
Glass Height	:	use up to 1500mm

*Glass Toughen Coumpulsary.


Malls


Airports


Hospitals


High-Rise Building


Villa

Transline CC 125 CL



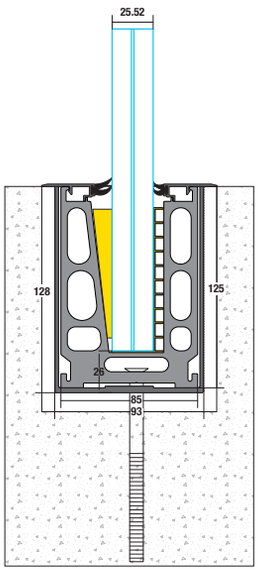

Transline CC 125 CL

Concealed System

System Components



TL CC 125 CL Block



Packing Sheet



PVC Protection Sheet



Wedge

System Covers



TL CC 125 CL U Channel

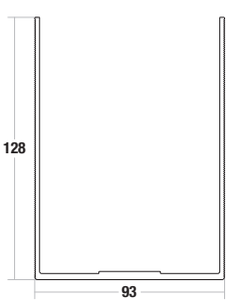



Inside – Outside Cover

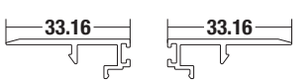

Transline CC 125 CL

Concealed System

Montage Details

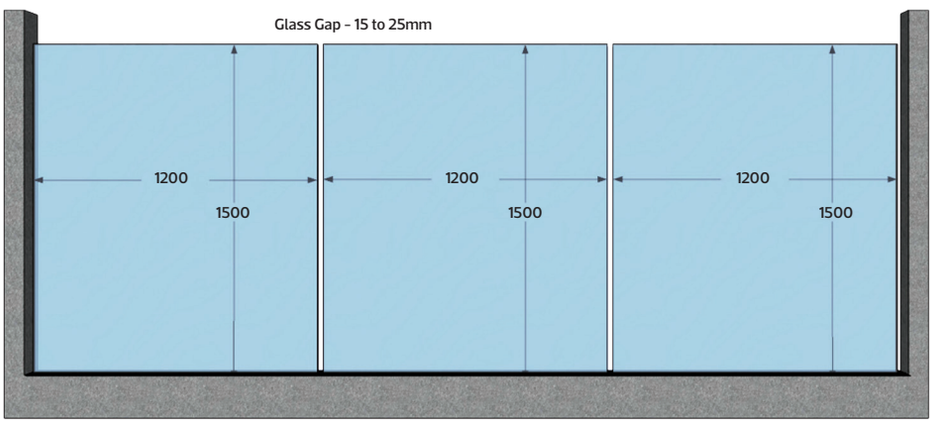

Transline CC 125 Elevation. All dimensions are in mm.

Note: Glass measurements may vary as per site situation.

01



Put U Channel in depth area.

02

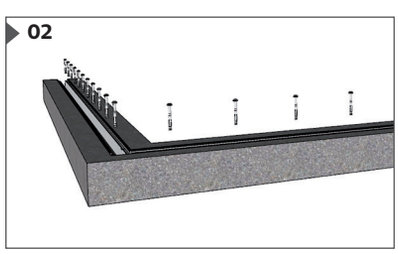

System channel place on align profile. and fix with fasteners.

03

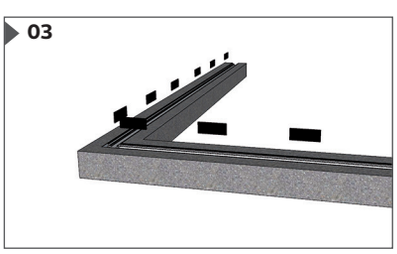

Rest the glass packing into the channel on straight side

04



fixed the outside system cover on the outer face of the channel

05

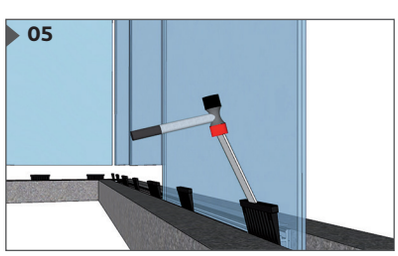

Rest the glass into the channel and fixed it with the wedge.

06



Fixed the inside system cover on the Innerface of the channel.

07

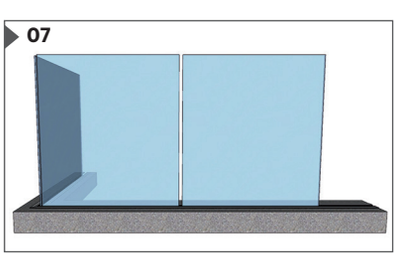

System is now complete.

Due to continuous development and changes the technical details may vary. Verify them before placing the order. Images displayed here are only for representation purpose.

Transline CC F 125 Top Mounting System

Enhance the ambiance of your workplace with the Transline CC F 125 top mounting system. Whether it's the stylish reception area, modern lobby, or trendy poolside, elevate your surroundings.





Color	:	Multiple
Use	:	Heavy or Extra Heavy
Glass Thickness	:	17.5mm up to 25.52mm
Glass Height	:	use up to 1500mm

*Glass Toughen Coumpulsary.


Malls


Airports


Hospitals


High-Rise Building


Villa

Transline CC F 125



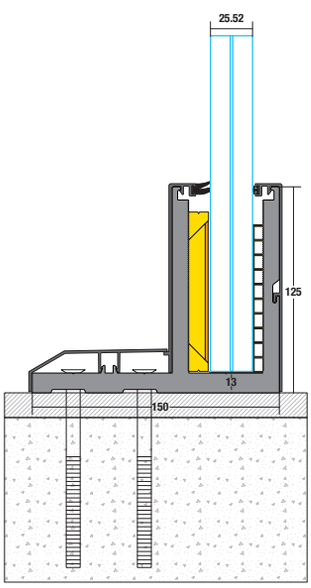

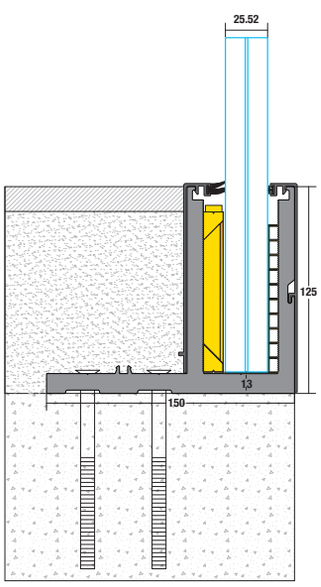

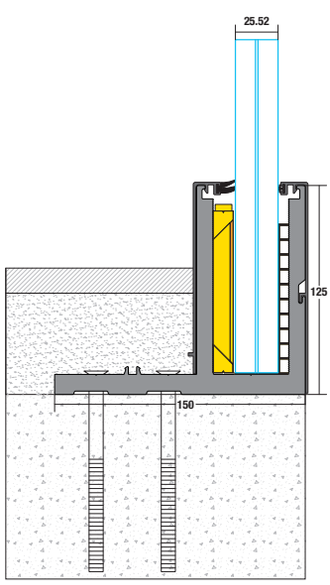

Transline CC F 125

Top Mounting System

System Components



TL CC F 125 Block



Packing Sheet



PVC Protection Sheet



Adjustable Wedge

System Covers



TL CC F 125 System Cover

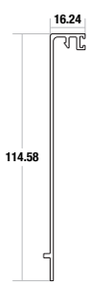

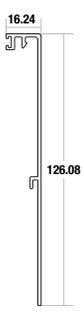

Channels



Inside – F Cover

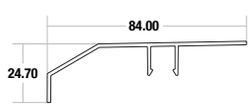

Start & Finish End Caps

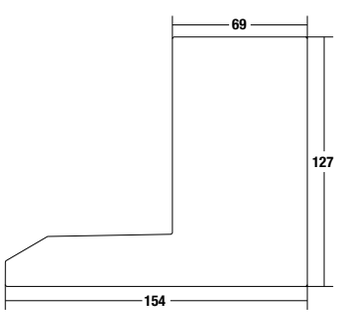

TL CC F 125 End Cap

Transline CC F 125

Top Mounting System

Montage Details

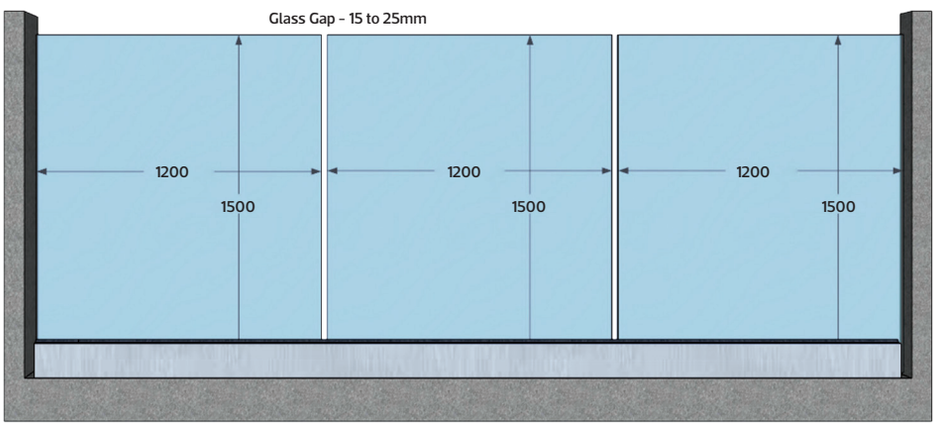

Transline CC F 125 Elevation. All dimensions are in mm.

Note: Glass measurements may vary as per site situation.

01



Marked the points as per measurements and then drill on the marked points with a drilling machine.

02



System channel is placed on liner surface area with the help of fasteners.

03



Rest the glass packing inside against the external side of the channel.

04



Fixed the outside system.cover on the outer face of the channel.

05

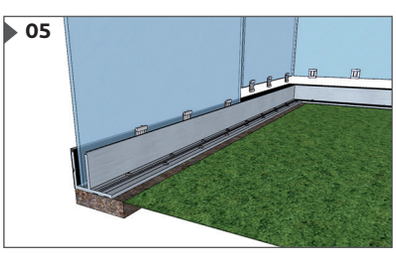

Rest the glass into the channel and fixed it with the adjustble wedge.

06

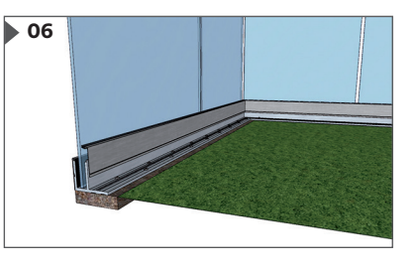

Fixed the inside system L cover on the innerface of the channel

07



Fixed the inside system F cover on the innerface of the channel

08



System is now complete.

Due to continuous development and changes the technical details may vary. Verify them before placing the order. Images displayed here are only for representation purpose.

Transline CC 156

Top Mounting System

Introducing Transline CC 156, the premier balcony top mounting system that brings a touch of the ocean to your living spaces. With its sleek design and uninterrupted views, it adds a touch of luxury to your balcony.



Color	:	Multiple
Use	:	Heavy or Extra Heavy
Glass Thickness	:	17.5mm up to 28.52mm
Glass Height	:	use up to 2000mm

*Glass Toughen Coumpulsary.


Malls


Airports


Hospitals


High-Rise Building


Villa

Transline CC 156



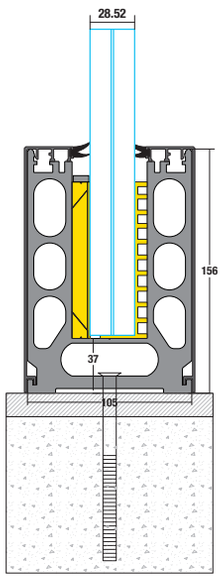

Transline CC 156

Top Mounting System

System Components



TL CC 156 Block



Packing Sheet



PVC Protection Sheet



Adjustable Wedge

System Covers



TL CC 156 System Cover

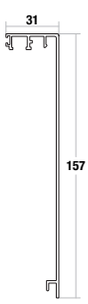

Start & Finish End Caps



TL CC 156 End Cap

Transline CC 156

Top Mounting System

Montage Details

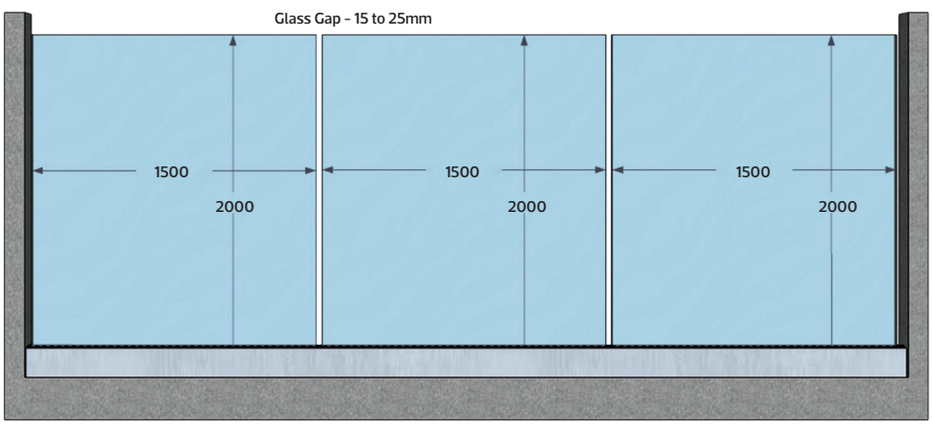

Transline CC 156 Elevation. All dimensions are in mm.

Note: Glass measurements may vary as per site situation.

01

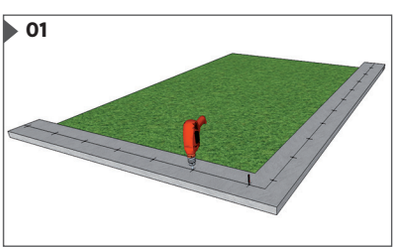

Mark the points as per measurements and then drill on the marked points with a drilling machine.

02

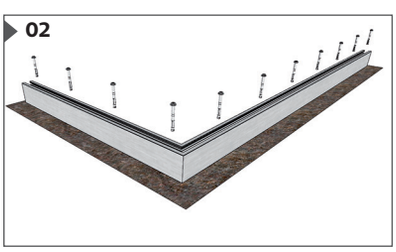

System channel is placed on liner surface area with help of fasteners

03



Rest the glass pacing into the channel on straight side.

04

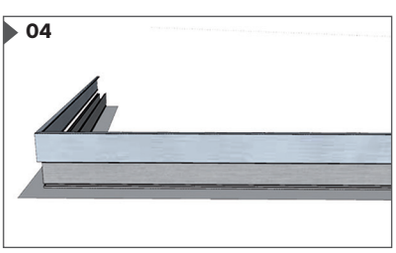

Fixed the outside EPDM on the outer face of the channel

05

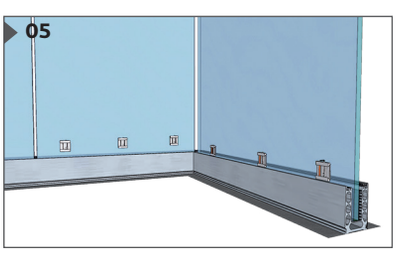

Rest the glass into the channel and fixed it with the adjustable wedge

06

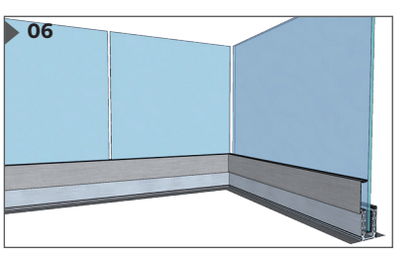

Fixed the inside EPDM on the innerface of the channel

07

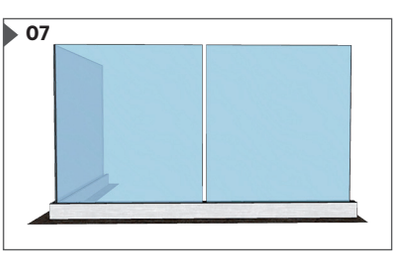

System is now complete.

Due to continuous development and changes the technical details may vary. Verify them before placing the order. Images displayed here are only for representation purpose.

Transline CC Y 180

Side Mounting System

The Transline CC Y 180 side mounting product showcases how simplicity can enhance our daily lives. Its external cover profile adds a professional and tasteful decor, elevating its overall appeal.



Color	:	Multiple
Use	:	Heavy or Extra Heavy
Glass Thickness	:	17.5mm up to 21.5mm
Glass Height	:	use up to 1500mm

*Glass Toughen Coumpulsary.


Malls


Airports


Hospitals


High-Rise Building


Villa

Transline CC Y 180



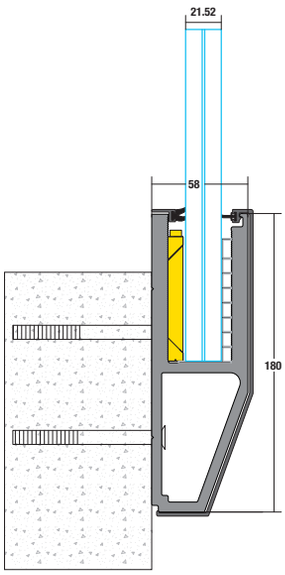

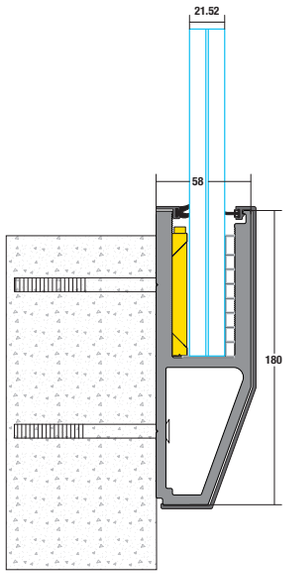

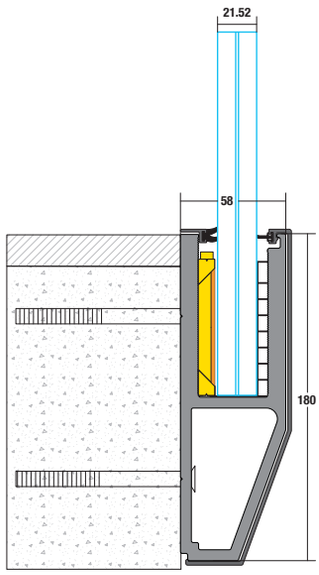

Transline CC Y 180 LED



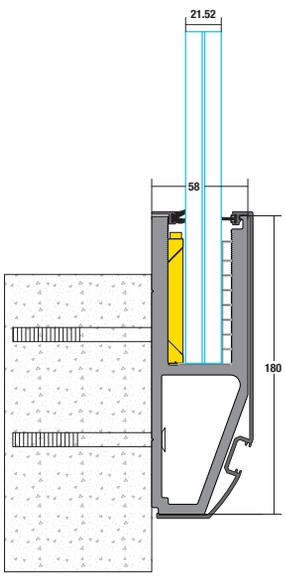

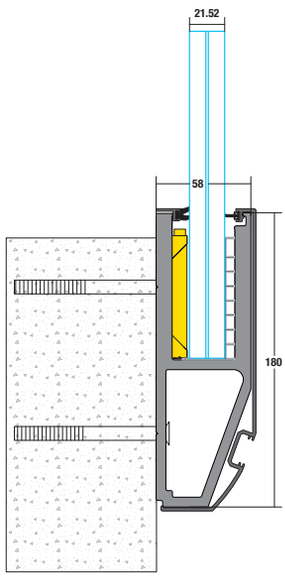

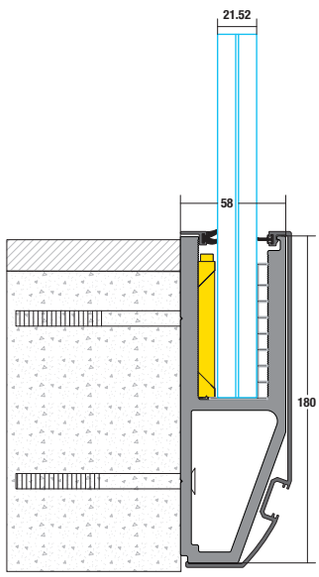

Transline CC Y 180

Side Mounting System

System Components



TL CC Y 180 Block



Packing Sheet



PVC Protection Sheet



Adjustable Wedge

System Covers



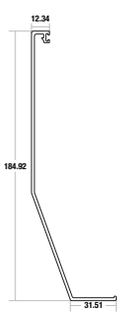

TL CC Y 180 System Cover



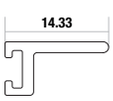

TL CC Y 180 LED System in side cover

Start & Finish End Caps

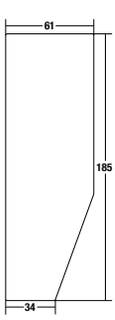

TL CC Y 180 End Cap

Transline CC Y 180

Side Mounting System

Montage Details

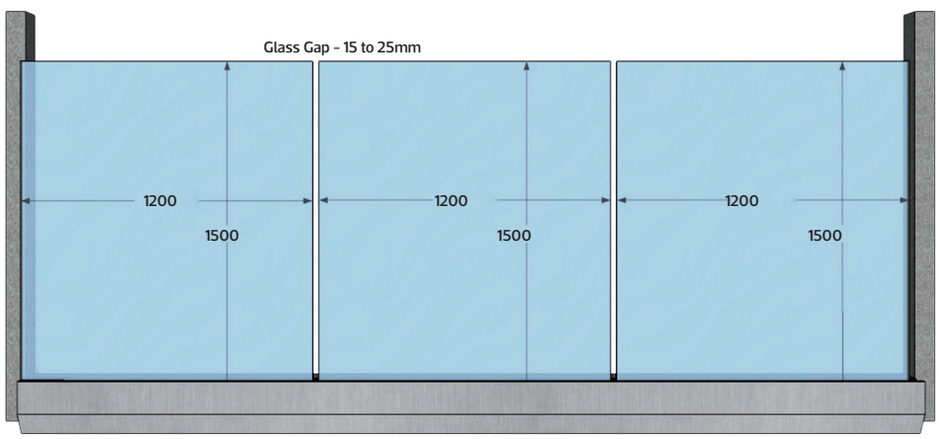

Transline CC Y 180 Elevation. All dimensions are in mm.

Note: Glass measurements may vary as per site situation.

01



Marked the points as per measurements and then drill on the marked points with a drilling machine.

02



System channel place on align profile and fixed it with fasteners.

03



Rest the glass packing inside against the external side of the channel.

04

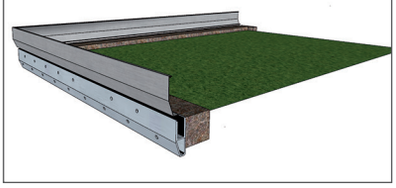

Fixed the outside system.cover on the outer face of the channel.

05



Rest the glass into the channel and fixed it with the adjustable wedge.

06



Fixed the inside system cover on the innerface of the channel.

07

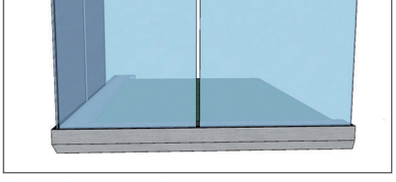

System is now complete.

Due to continuous development and changes the technical details may vary. Verify them before placing the order. Images displayed here are only for representation purpose.

Transline CC Y 180 LED

Side Mounting System

System Components



TL CC Y 180 LED Block



Packing Sheet



PVC Protection Sheet



Adjustable Wedge

System Covers



TL CC Y 180 LED System Cover





TL CC Y 180 LED System in side cover

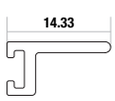

Start & Finish End Caps

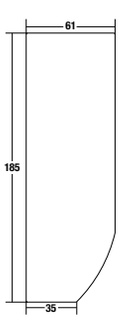

TL CC Y 180 LED End Cap

Transline CC Y 180 LED

Side Mounting System

Montage Details

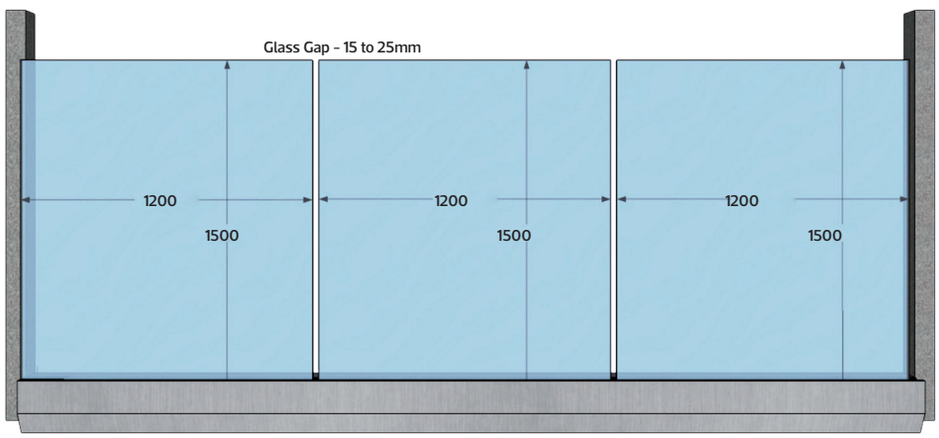

Transline CC Y 180 LED Elevation. All dimensions are in mm.

Note: Glass measurements may vary as per site situation.

01



Marked the points as per measurements and then drill on the marked points with a drilling machine.

02



System channel place on align profile and fixed it with fasteners.

03

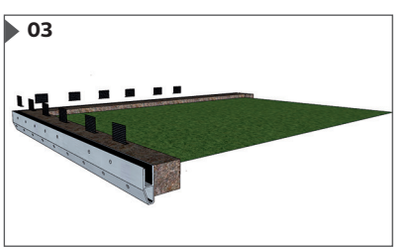

Rest the glass packing inside against the external side of the channel.

04

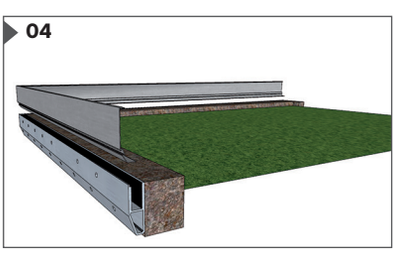

Fixed the outside system.cover on the outer face of the channel.

05

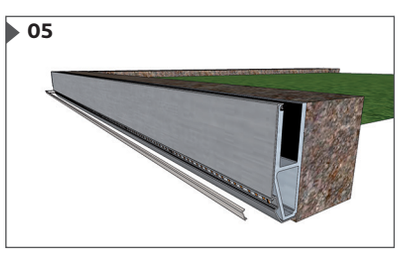

Put the LED light & cover with diffuser

06

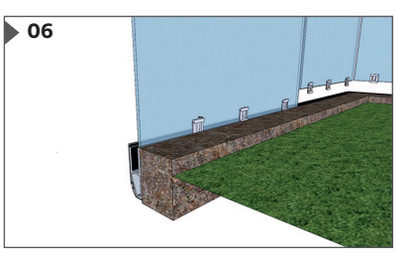

Rest the glass into the channel and fixed it with the adjustable wedge.

07

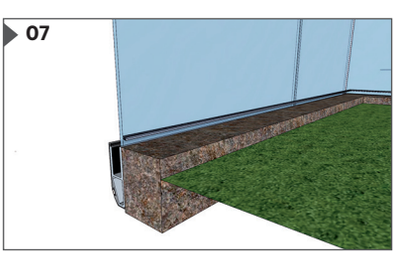

Fixed the inside system cover on the innerface of the channel.

08

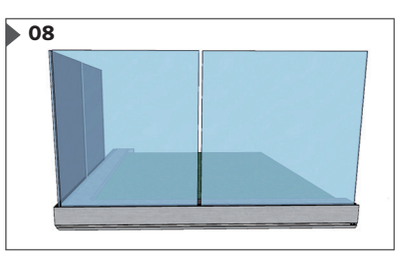

System is now complete.

Due to continuous development and changes the technical details may vary. Verify them before placing the order. Images displayed here are only for representation purpose.

Transline CC T 120

Side /Top Mounting System

This Transline CC T 120, mounted on the side-top, boasts a remarkably unique and innovative design, promising to enhance your elevation with an enviable aesthetic—a delightful surprise for any designer.



Color	:	Multiple
Use	:	Heavy or Extra Heavy
Glass Thickness	:	12mm up to 19.5mm
Glass Height	:	Use Up Upto 1500mm

*Glass Toughen Coumpulsary.


Malls


Airports


Hospitals


High-Rise Building


Villa

Transline CC T 120



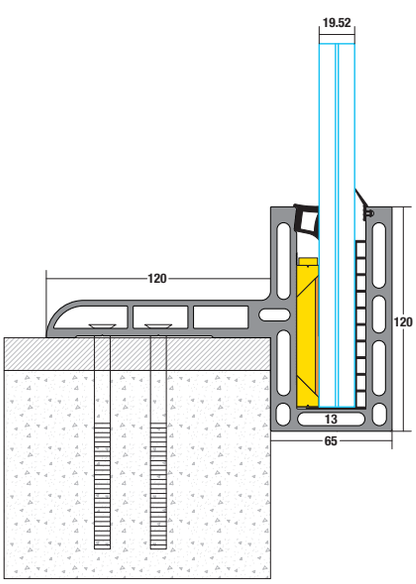

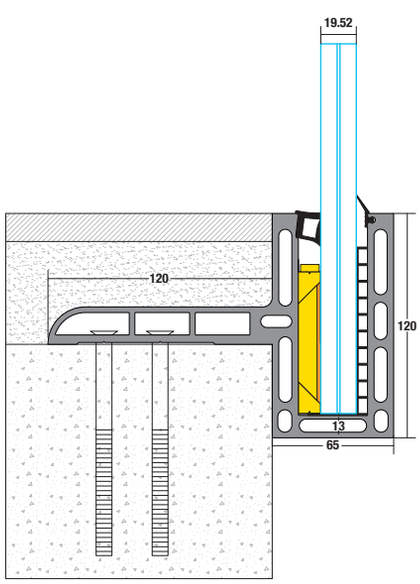

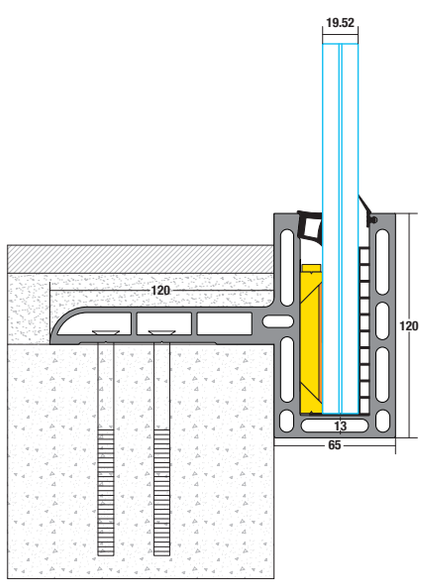

Transline CC T 120

Side /Top Mounting System

System Components



TL CC T 120 Block



Packing Sheet



PVC Protection Sheet



Adjustable Wedge

Start & Finish End Caps

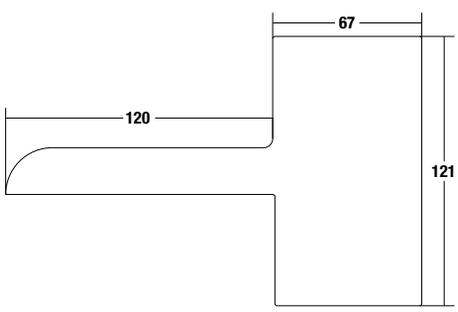

TL CC T 120 End Cap

Transline CC T 120

Side /Top Mounting System

Montage Details

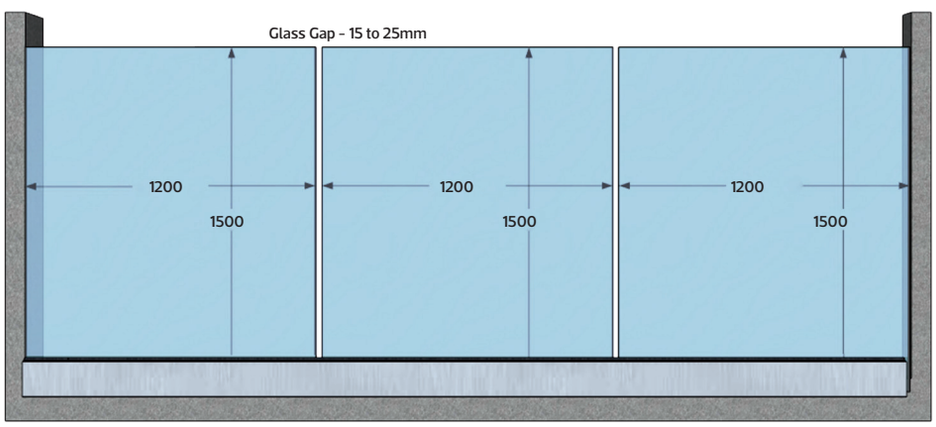

Transline CC T 120 Elevation. All dimensions are in mm.

Note: Glass measurements may vary as per site situation.

01

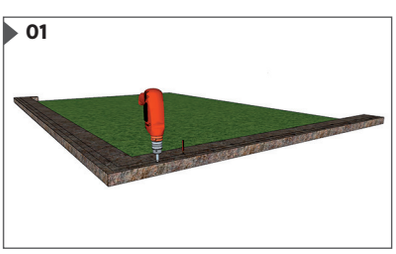

Mark the points as per measurements and then drill on the marked points with a drilling machine.

02

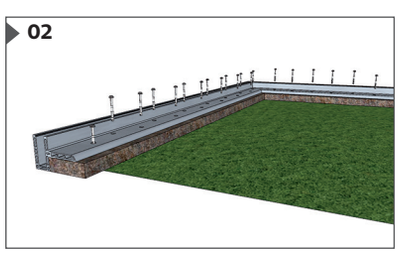

System channel is placed on liner surface area with help of fasteners

03

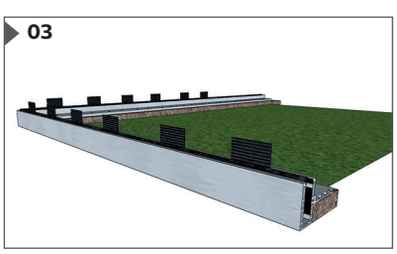

Rest the glass packing inside against The external side of the channel

04

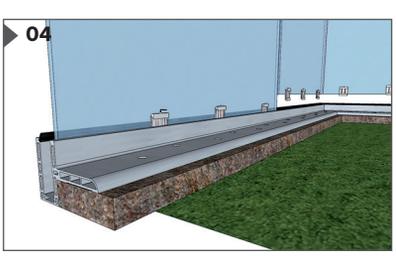

Rest the glass into the channel & fixed it with The adjustable wedge

05

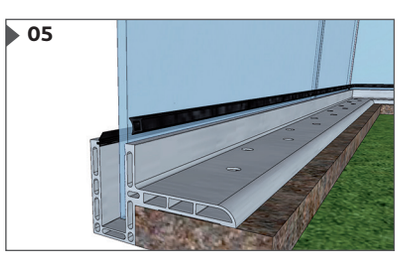

Fixed the outside epdm on the outer face of channel

06

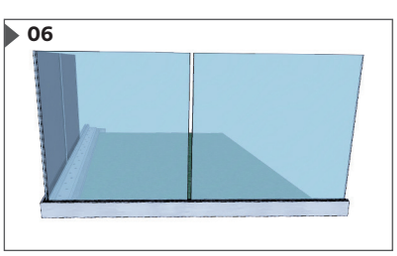

System is now complete.

Due to continuous development and changes the technical details may vary. Verify them before placing the order. Images displayed here are only for representation purpose.









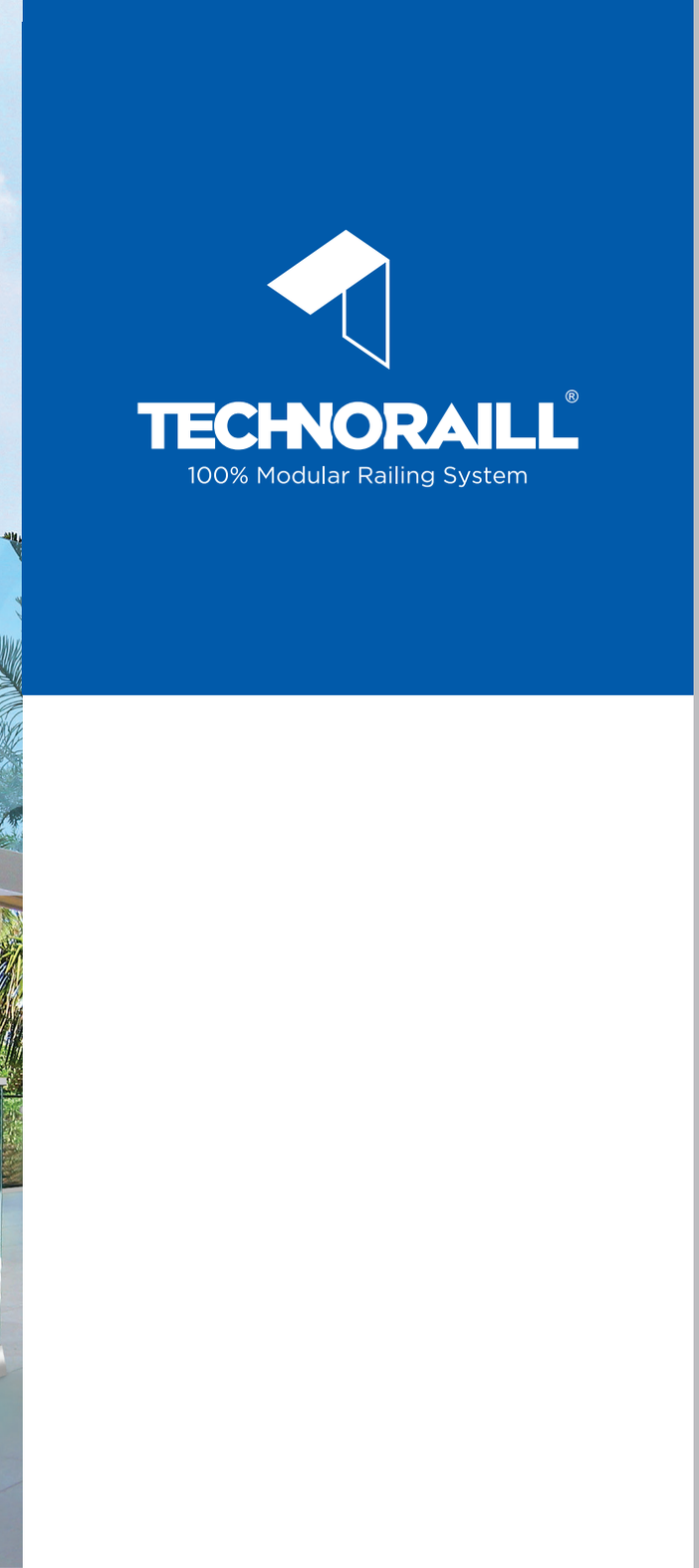

TECHNORAILL®
100% Modular Railing System

TVE

TVE 60	114
TVE 60 N	116
TVE CC 81	118
TVE CC 84	122
TVE CC 105	126
TVE CC F 105	130
TVE CC 110	134
TVE CC 120	138

TVE 60

Top Mounting System

The Transline 60 is unique curved designed glass railing system enhances modern corporate spaces with elegance, perfect for lobbies, stairs, decks, or pools.



Color	:	Multiple
Use	:	Medium
Glass Thickness	:	10mm & 12mm
Glass Height	:	Upto 1000mm

*Glass Toughen Coumpulsary.


Malls


Airports


Hospitals


High-Rise Building


Villa

TVE 60



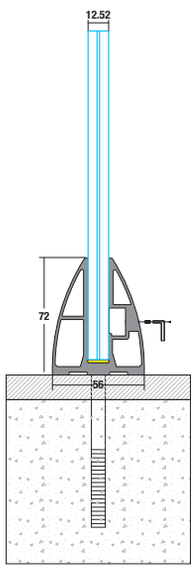

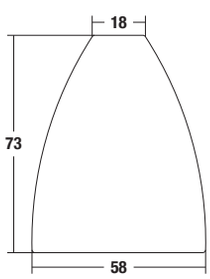

TL CC 108 END CAP

Montage Details

01



Mark the points as per measurements and then drill on the marked points with a drilling machine.

02



System channel is placed on linear surface area with the help of fasteners.

03

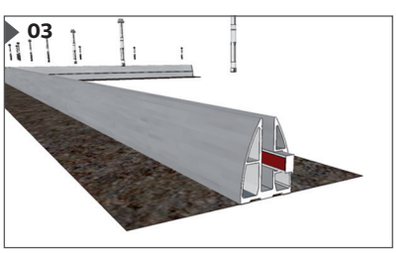

Put the glass packing strip into the channel.

04

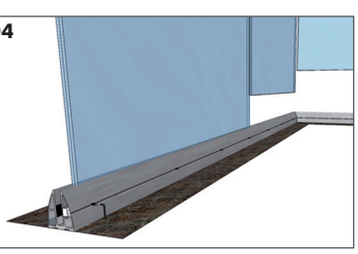

Rest the glass in the channel and fix the glass with allen key bolt.

05

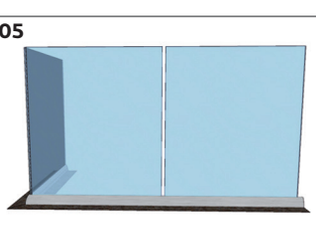

System is complete.

TVE 60 N

Top Mounting System

TVE 60 N glass railing system adds sophistication to contemporary corporate environments, fitting seamlessly in lobbies, staircases, decks, and pool areas.



Color	:	Multiple
Use	:	Medium
Glass Thickness	:	10mm & 12mm
Glass Height	:	Upto 1000mm

*Glass Toughen Coumpulsary.


Malls


Airports


Hospitals


High-Rise Building


Villa

TVE 60 N



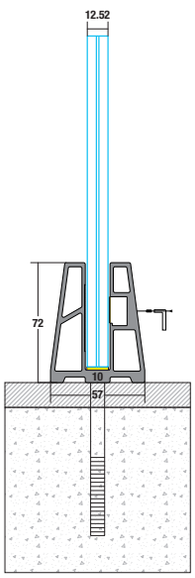

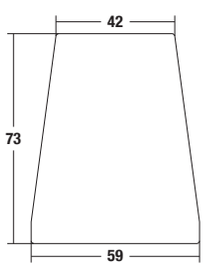

TL CC 108 END CAP

Montage Details

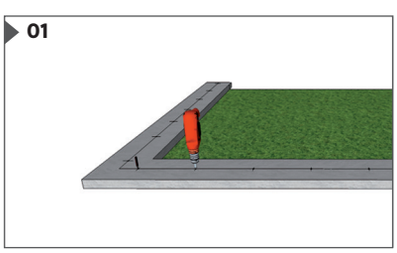

Mark the points as per measurements and then drill on the marked points with a drilling machine.

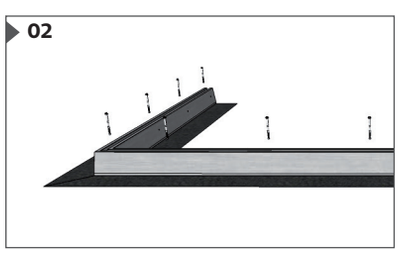

System channel is placed on linear surface area with the help of fasteners.

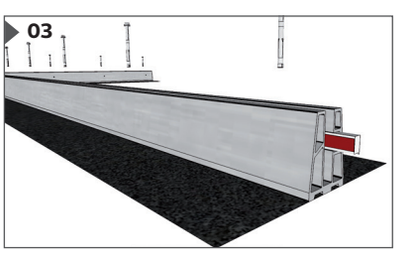

Put the glass packing strip into the channel.



Rest the glass in the channel and fix the glass with allen key bolt.

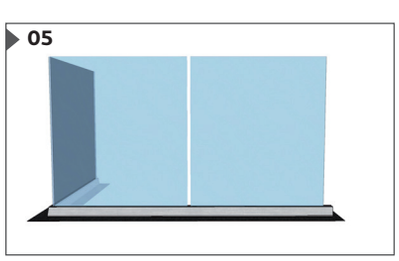

System is complete.

TVE CC 81

Top Mounting System

TVE CC 81 is a standout mounting system that enhances the elegance of residential spaces like villas, bungalows, and apartments. Its block structure securely holds glass panels ranging from 12mm to 13.5mm, creating a sophisticated look



APPLICATIONS

Color	:	Multiple
Use	:	Medium
Glass Thickness	:	12mm & 13.52mm
Glass Height	:	Use Up Upto 1000mm

*Glass Toughen Coumpulsary.

Malls *Airports* *Hospitals* *High-Rise Building* *Villa*

TVE CC 81



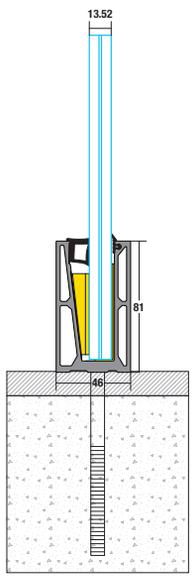

TVE CC 81

Top Mounting System

System Components



TL CC 81 System Block



Packing Sheet



PVC Protection Sheet



Wedge

Start & Finish End Caps

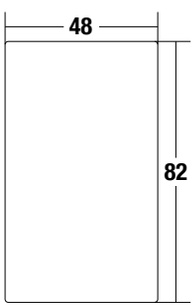

TVE CC 81 End Cap

TVE CC 81

Top Mounting System

Montage Details

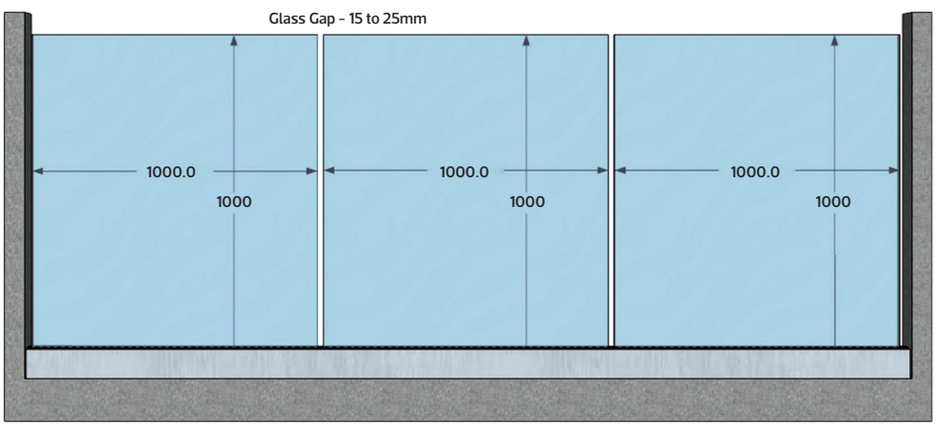

TVE CC 81 Elevation. All dimensions are in mm.

Note: Transline block spacing and glass measurements may vary as per site situation.

01

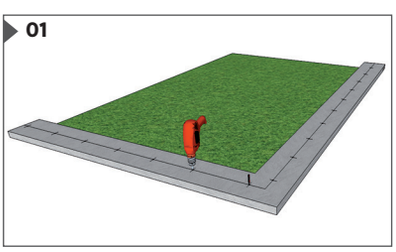

Mark the points as per measurements and then drill on the marked points with a drilling machine.

02

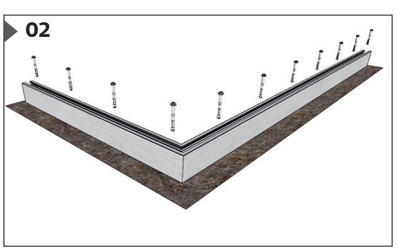

System channel is placed on linear surface area with the help of fasteners.

03



Rest the glass packing into the channel on straight side.

04

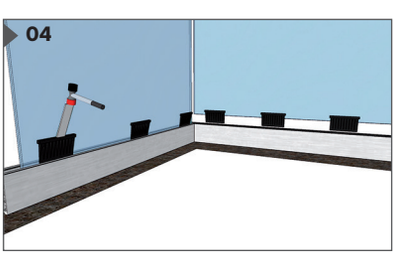

Rest the glass into the channel and fixed it with the plastic wedge.

05

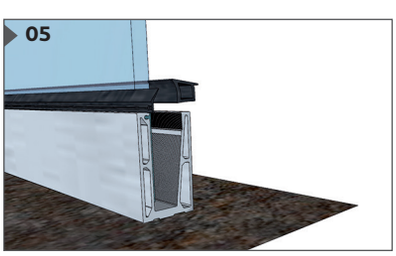

Fix the EPDM Rubber in the channel.

06

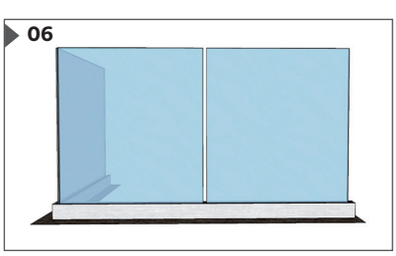

System is complete.

Due to continuous development and changes the technical details may vary. Verify them before placing the order. Images displayed here are only for representation purpose.

TVE CC 84

Top Mounting System

Transline CC 84 is a top mounting system used in balocnies, lobbies and pool side. the quality and craftsmanship at the incrediable property will change the overall appearance increasing the value of your space.



APPLICATIONS

Color	:	Multiple
Use	:	Medium
Glass Thickness	:	12mm & 13.5mm
Glass Height	:	Use Up to 1000mm

*Glass Toughen Coumpulsary.


Malls


Airports


Hospitals


High-Rise Building


Villa

TVE CC 84



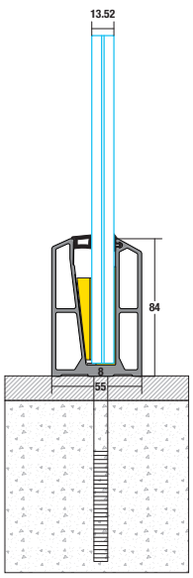

TVE CC 84

Top Mounting System

System Components



TL CC 84 Block



Packing Sheet



PVC Protection Sheet



Wedge

Start & Finish End Caps

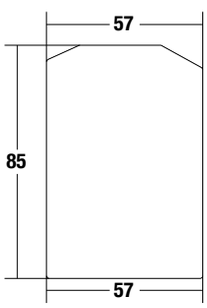

TVE CC 84 End Cap

TVE CC 84

Top Mounting System

Montage Details

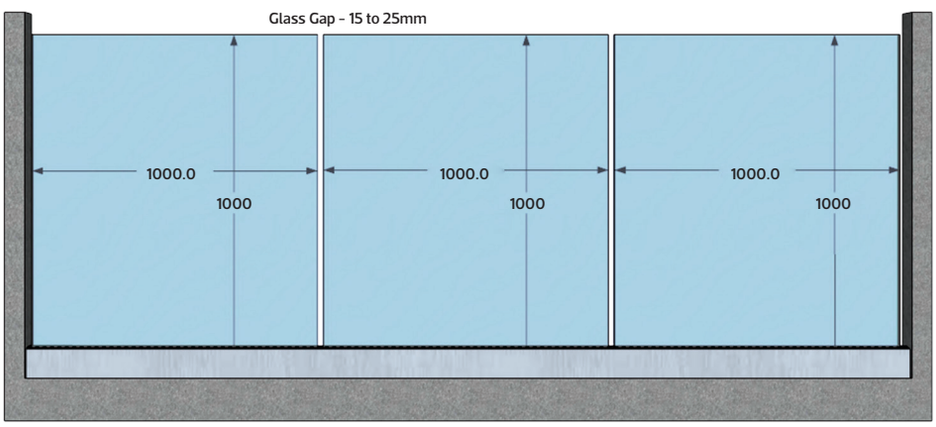

TVE CC 84 Elevation. All dimensions are in mm.

Note: Transline block spacing and glass measurements may vary as per site situation.

01

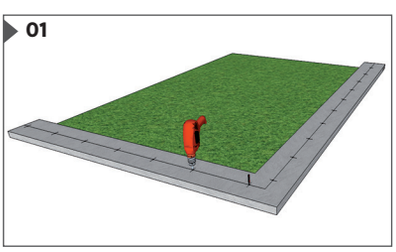

Mark the points as per measurements and then drill on the marked points with a drilling machine.

02

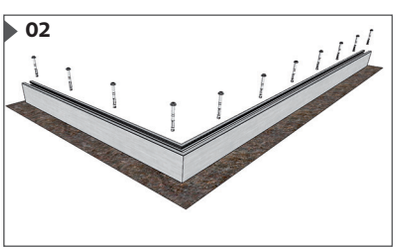

System channel is placed on linear surface area with the help of fasteners.

03



Rest the glass packing into the channel on straight side.

04

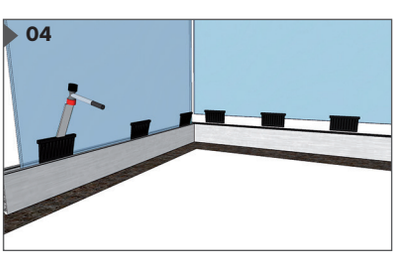

Rest the glass into the channel and fixed it with the plastic wedge.

05

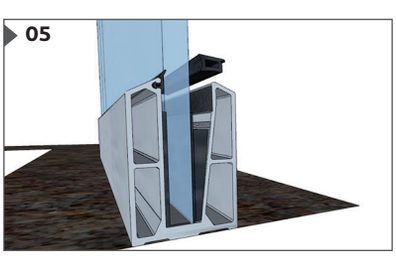

Fix the EPDM Rubber in the channel.

06

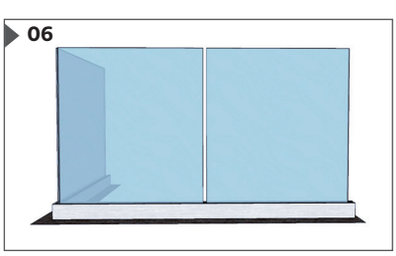

System is complete.

Due to continuous development and changes the technical details may vary. Verify them before placing the order. Images displayed here are only for representation purpose.

TVE CC 105

Top Mounting System

Discover heightened transparency with TVE CC 105, a top mounting system offering robustness and endurance, crafting an innovative atmosphere within your living space



APPLICATIONS

Color	:	Multiple
Use	:	Medium to heavy
Glass Thickness	:	12mm up to 13.5mm
Glass Height	:	Up to 1000mm

*Glass Toughen Coumpulsary.


Malls


Airports


Hospitals


High-Rise Building


Villa

TVE CC 105



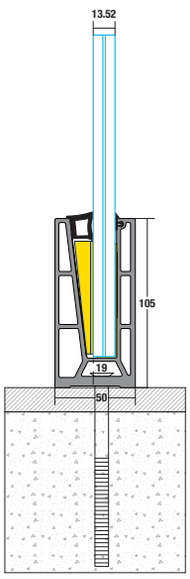

TVE CC 105

Top Mounting System

System Components



TVE CC 105 Block



Packing Sheet



PVC Protection Sheet



Wedge

Start & Finish End Caps

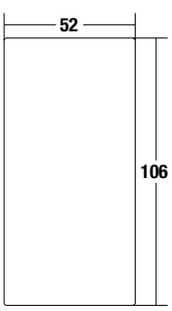

TVE CC 105 End Cap

TVE CC 105

Top Mounting System

Montage Details

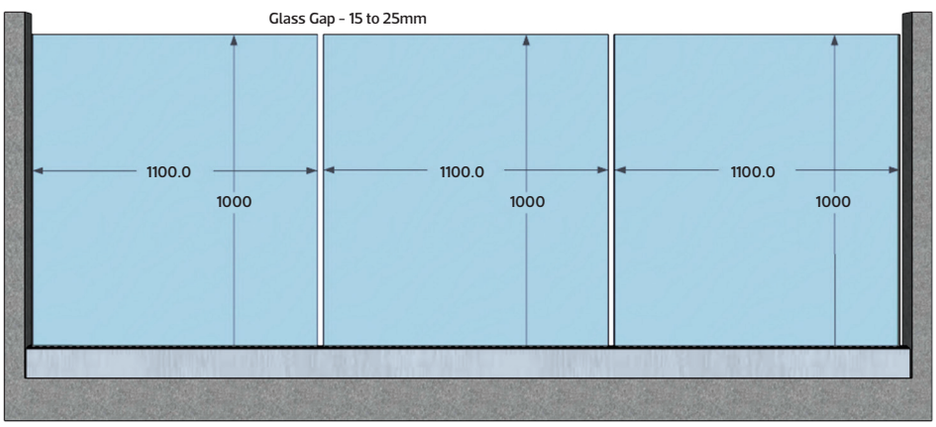

TVE CC 105 Elevation. All dimensions are in mm.

Note: Transline block spacing and glass measurements may vary as per site situation.

01

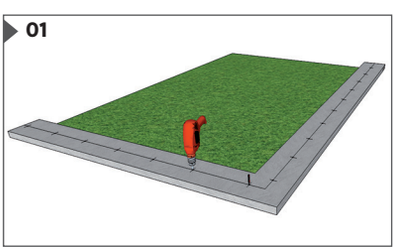

Mark the points as per measurements and then drill on the marked points with a drilling machine.

02

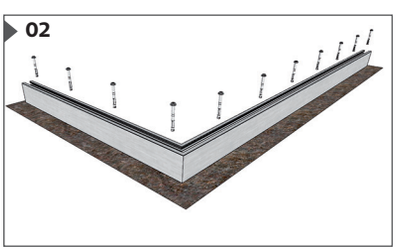

System channel is placed on linear surface area with the help of fasteners.

03



Rest the glass packing into the channel on straight side.

04

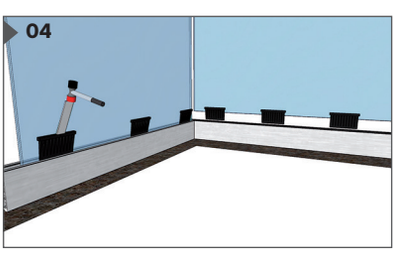

Rest the glass into the channel and fixed it with the plastic wedge.

05

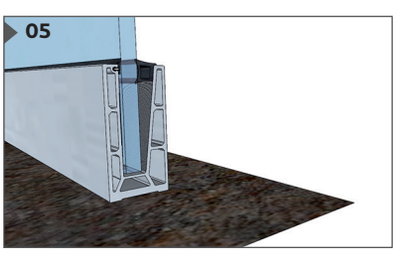

Fix the EPDM Rubber in the channel.

06

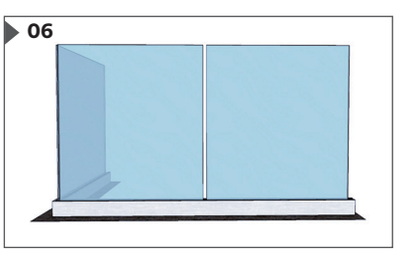

System is complete.

Due to continuous development and changes the technical details may vary. Verify them before placing the order. Images displayed here are only for representation purpose.

TVE CC F 105 Top Mounting System

TVE CC F 105 presents an exceptional L-shaped mounting solution, evoking reliability and confidence. Widely favored in commercial settings like malls, airports, and high-rise structures, it lends a captivating aura to the surroundings.



Color	:	Multiple
Use	:	Medium to heavy
Glass Thickness	:	12mm up to 13.5mm
Glass Height	:	Up to 1100mm

*Glass Toughen Coumpulsary.

Malls *Airports* *Hospitals* *High-Rise Building* *Villa*

TVE CC F 105



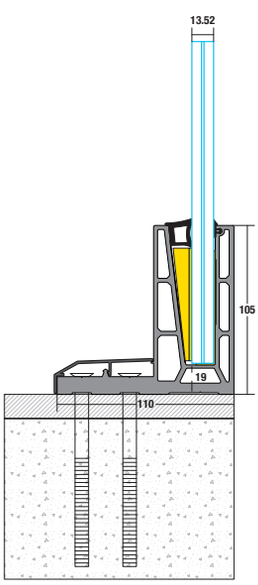

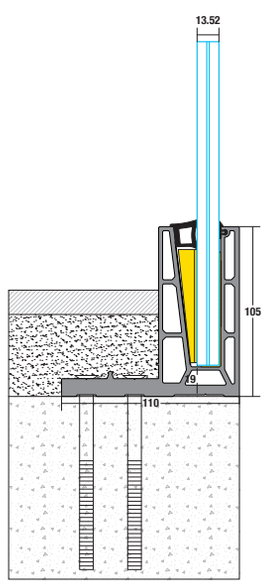

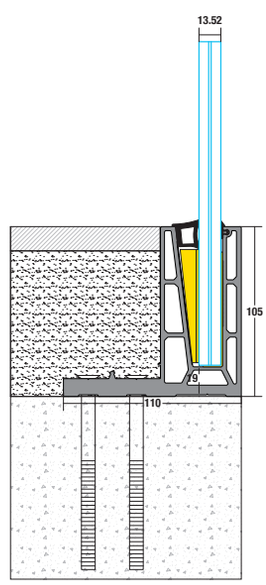

TVE CC F 105

Top Mounting System

System Components



TVE CC F-105 System Block



Packing Sheet



PVC Protection Sheet



Wedge

System Covers



Inside – Cover

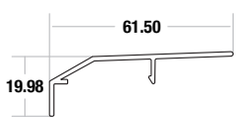

Start & Finish End Caps

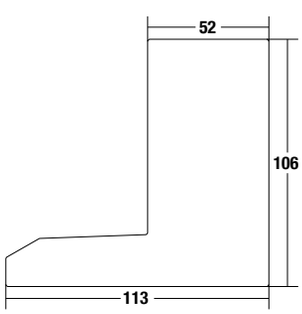

TVE CC F 105 End Cap

TVE CC F 105

Top Mounting System

Montage Details

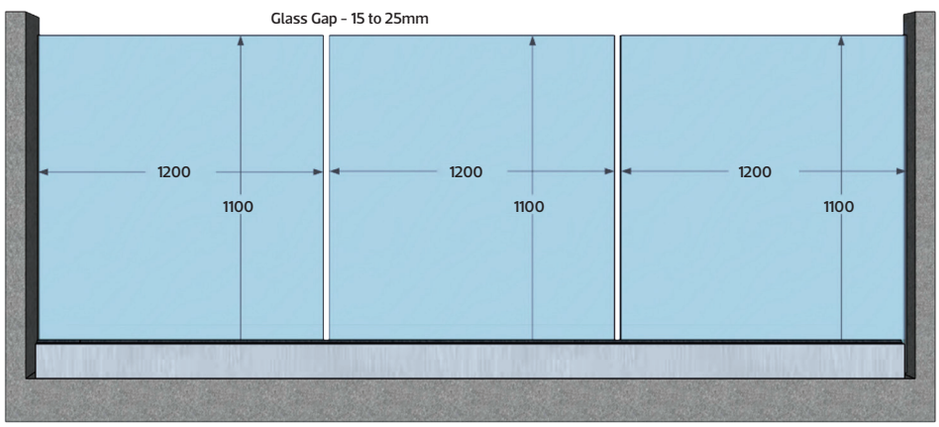

TVE CC F 105 Elevation. All dimensions are in mm.

Note: Glass measurements may vary as per site situation.

01



Marked the points as per measurements and then drill on the marked points with a drilling machine.

02



System channel is placed on liner surface area with the help of fasteners.

03

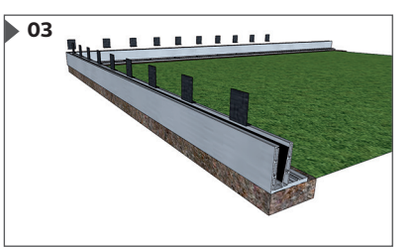

Rest the glass packing inside against the external side of the channel.

04



Fixed the outside system.cover on the outer face of the channel.

05

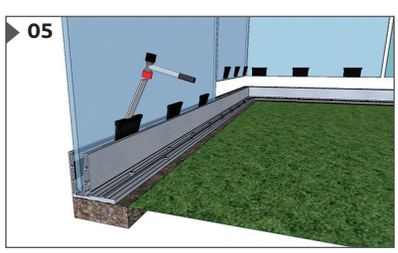

Rest the glass into the channel and fixed it with the adjustble wedge.

06



Fixed the inside system L cover on the innerface of the channel

07



Fixed the inside system F cover on the innerface of the channel

08



System is now complete.

Due to continuous development and changes the technical details may vary. Verify them before placing the order. Images displayed here are only for representation purpose.

TVE CC 110 Top Mounting System

Enhance the ambiance of your office using the TVE CC 110 top mounting system. Whether it's the stylish lobby, contemporary staircase, or trendy poolside area, transform your space effortlessly.



Color	:	Multiple
Use	:	Medium to heavy
Glass Thickness	:	12mm up to 17.5mm
Glass Height	:	Up to 1000mm

*Glass Toughen Coumpulsary.

Malls *Airports* *Hospitals* *High-Rise Building* *Villa*

TVE CC 110



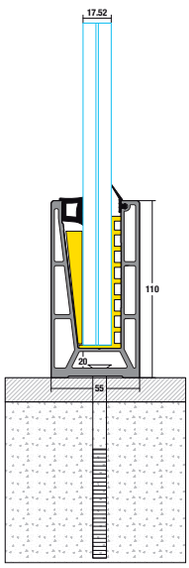

TVE CC 110

Top Mounting System

System Components



TVE CC 110 Block



Packing Sheet



PVC Protection Sheet



Wedge

Start & Finish End Caps

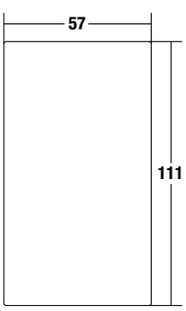

TVE CC 110 End Cap

TVE CC 110

Top Mounting System

Montage Details

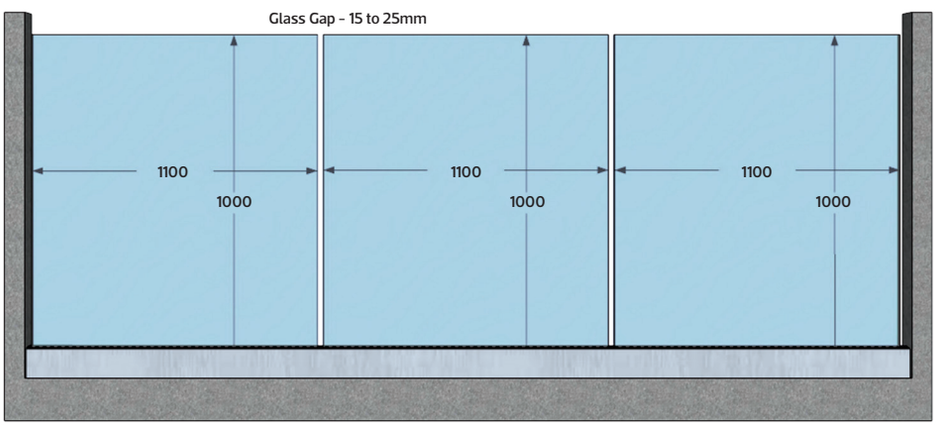

TVE CC 110 Elevation. All dimensions are in mm.

Note: Transline block spacing and glass measurements may vary as per site situation.

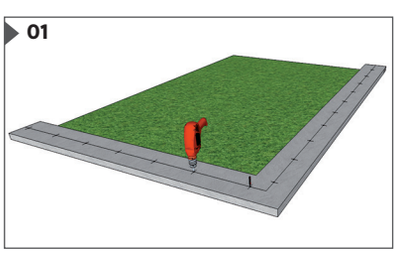

Mark the points as per measurements and then drill on the marked points with a drilling machine.

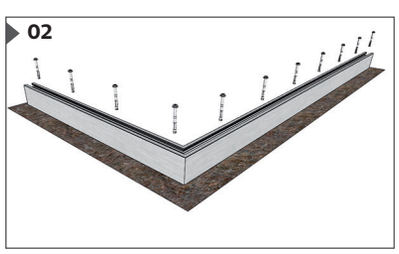

System channel is placed on linear surface area with the help of fasteners.



Rest the glass packing into the channel on straight side.

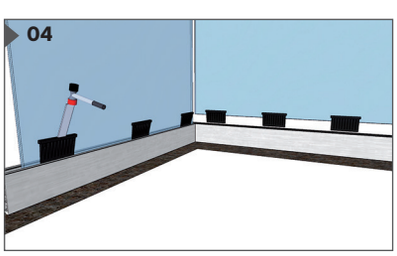

Rest the glass into the channel and fixed it with the plastic wedge.

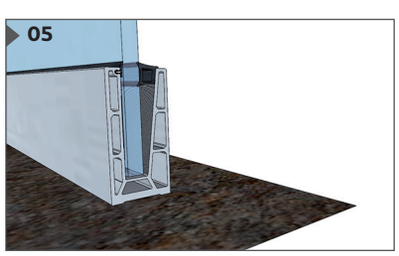

Fix the EPDM Rubber in the channel.

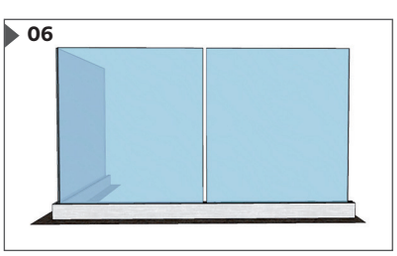

System is complete.

Due to continuous development and changes the technical details may vary. Verify them before placing the order. Images displayed here are only for representation purpose.

TVE CC 120 Top Mounting System

Mounted on the top, the TVE CC 120 showcases a distinctive and innovative design, guaranteed to elevate your space with a coveted aesthetic.



Color	:	Multiple
Use	:	Medium to heavy
Glass Thickness	:	12mm up to 17.5mm
Glass Height	:	Up to 1100mm

*Glass Toughen Coumpulsary.


Malls


Airports


Hospitals


High-Rise Building


Villa

TVE CC 120



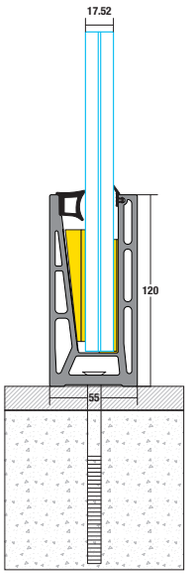

TVE CC 120

Top Mounting System

System Components



TVE CC 120 Block



Packing Sheet



PVC Protection Sheet



Wedge

Start & Finish End Caps

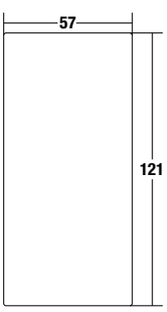

TVE CC 120 End Cap

TVE CC 120

Top Mounting System

Montage Details

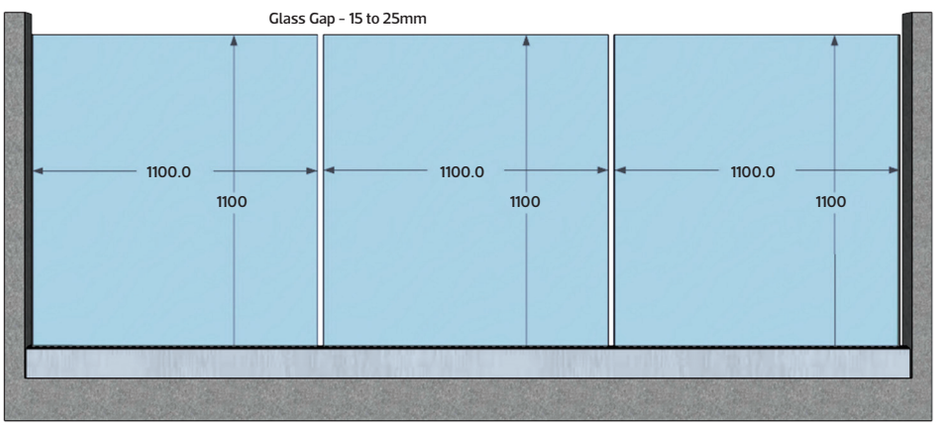

TVE CC 120 Elevation. All dimensions are in mm.

Note: Transline block spacing and glass measurements may vary as per site situation.

01

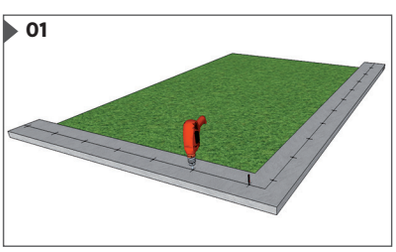

Mark the points as per measurements and then drill on the marked points with a drilling machine.

02

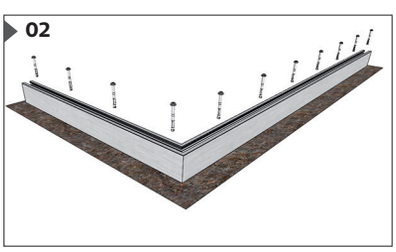

System channel is placed on linear surface area with the help of fasteners.

03



Rest the glass packing into the channel on straight side.

04

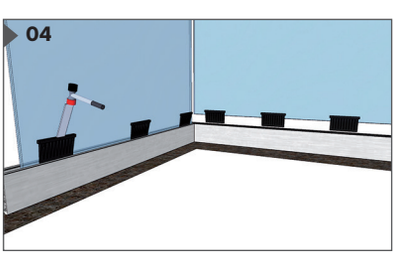

Rest the glass into the channel and fixed it with the plastic wedge.

05

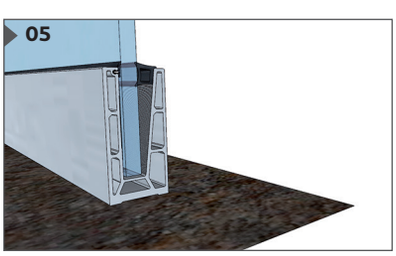

Fix the EPDM Rubber in the channel.

06

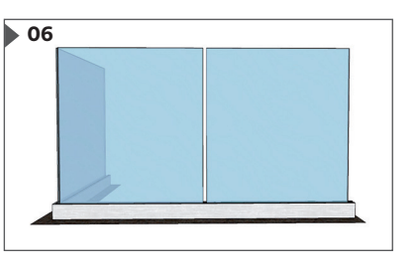

System is complete.

Due to continuous development and changes the technical details may vary. Verify them before placing the order. Images displayed here are only for representation purpose.






TECHNORAILL
TECHNORAILL


TECHNORAILL

TECHNORAILL®
100% Modular Railing System

Glass Stud Railing Systems

TRA 61R - 61S	144
TRA 63 S/B	146
TRA 63 HEXA	148
TRA 63 FIN	150
TRA 64 S/B	152
TRA 65 S/R	154
TRA 66 S/B	156
TRA 67 S/B	158
TRA 70 R	160
TRA 71 S	162

TRA 61R - 61S

Side Mounting Stud

The TRA 61R and 61S are innovative stud balustrades designed for installation on the sides of staircases, balconies, and terraces. This railing system with its sleek design and simplicity, not only adds a touch of elegance to your luxurious interiors but also ensures maximum safety.



Steel Grade	:	304/316
Finish	:	Gloss / Matt
Color	:	Multiple
Use	:	Medium to Heavy
Glass Thickness	:	10mm & 12mm
Glass Height	:	As Per Height Situation

*Glass Toughen Coumpulsary.





TRA 61 Round

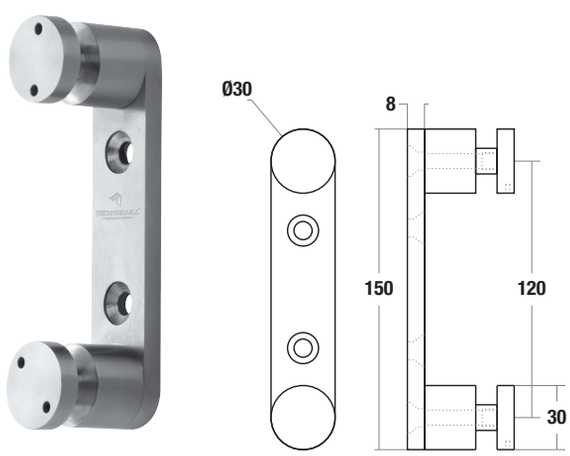

TRA 61 Square

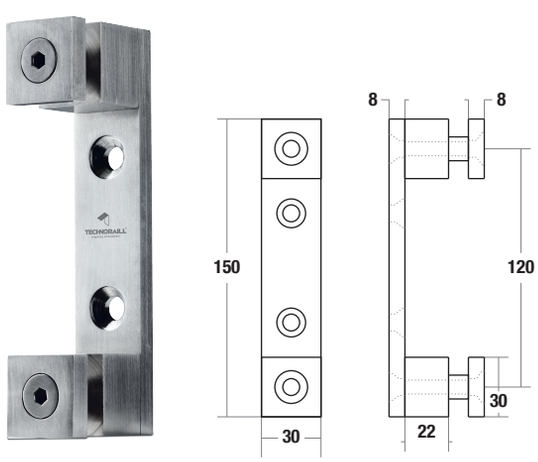

TRA 63 S/B

Top Mounting Stud

TRA 63 S/B is a stud balustrade that is installed on the top of exterior staircases and terraces. Its purpose is to support the weight of the glass while also offering a sleek, durable, and visually stunning surface with a unique finish.



Steel Grade	:	304/316
Finish	:	Gloss / Matt
Color	:	Multiple
Use	:	Medium to Heavy
Glass Thickness	:	10mm & 12mm
Glass Height	:	As Per Height Situation



*Glass Toughen Coumpulsary.





TRA 63 Big



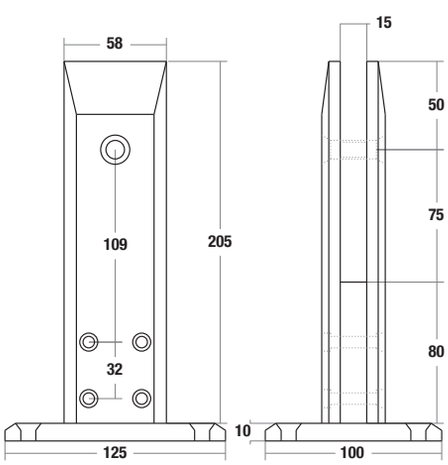

For Stair and Balcony

TRA 63 - A Round



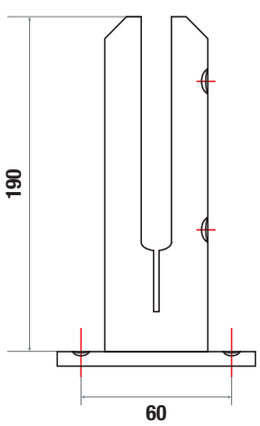

For Balcony

TRA 63 Small





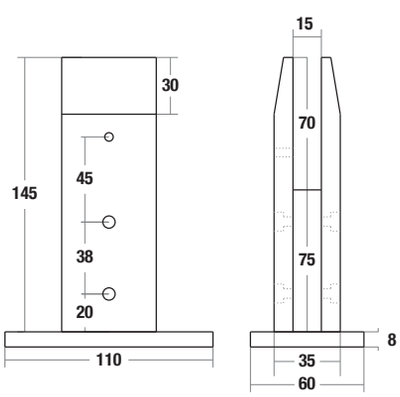

For Balcony

TRA 63 HEXA

Top Mounting Stud

The TRA 63 HEXA is an elegant and sleek top-mounted stud balustrade that adds a touch of class to any project. Its circular design exudes sophistication and provides sturdy support. When installed in high-end projects, it not only enhances the overall aesthetic but also ensures a seamless and polished finish.



Steel Grade	:	304/316
Finish	:	Gloss / Matt
Color	:	Multiple
Use	:	Medium to Heavy
Glass Thickness	:	10mm upto 17.5mm
Glass Height	:	As Per Height Situation



Malls



Airports



Hospitals



High-Rise Building



Villa

*Glass Toughen Coumpulsary.







TRA 63 Hexa



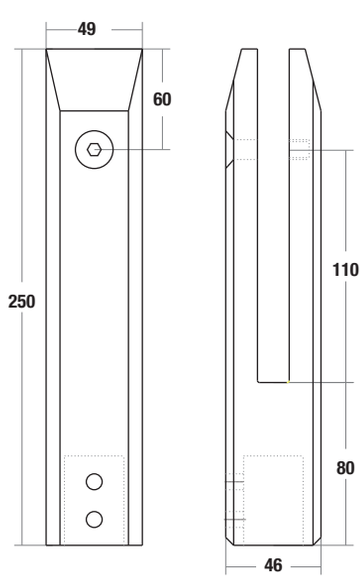

TRA 63 FIN

Top Mounting Stud

The TRA 63 Fin is a premium stud balustrade designed for high-end outdoor projects. Enhance your scenic view with these robust and round balustrades that provide excellent support for the glass panels.



APPLICATIONS

Steel Grade	:	304/316
Finish	:	Gloss / Matt
Color	:	Multiple
Use	:	Medium to Heavy
Glass Thickness	:	10mm & 12mm
Glass Height	:	As Per Height Situation

*Glass Toughen Coumpulsary.


Malls


Airports


Hospitals


High-Rise Building


Villa

TRA 63 Fin



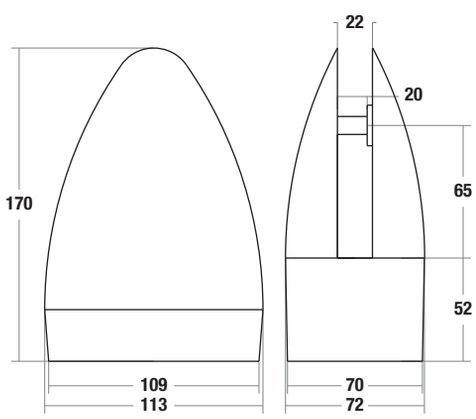

TRA 64 S/B

Side Mounting Stud

TRA 64 S/B serves as a Side Mounting Stud that is commonly utilized for both indoor and outdoor staircases, as well as terraces and balconies. This particular stud boasts a graceful design and provides a secure attachment, resulting in a truly innovative and top-notch finish.



APPLICATIONS

Steel Grade	:	304/316
Finish	:	Gloss / Matt
Color	:	Multiple
Use	:	Medium to Heavy
Glass Thickness	:	10mm & 12mm
Glass Height	:	As Per Height Situation

Malls *Airports* *Hospitals* *High-Rise Building* *Villa*

*Glass Toughen Coumpulsary.






TRA 64 Big


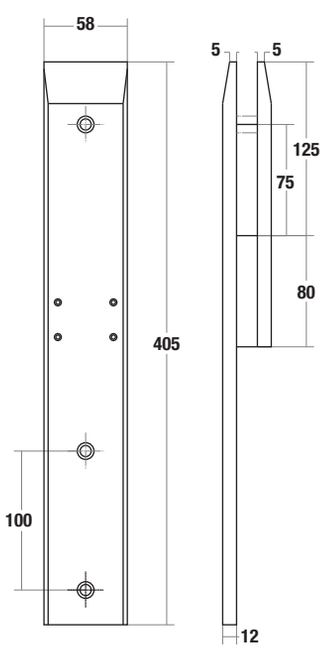

For Stair

TRA 64 Small


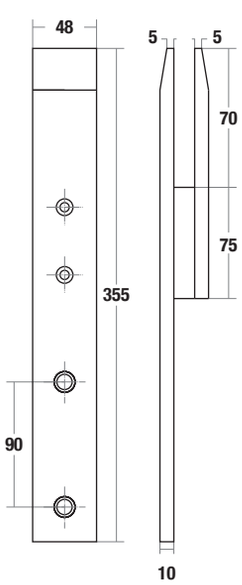

For Balcony

TRA 65 S/R

Side Mounting Stud

TRA 65 S/R is a side-mounted stud that finds application in high-end projects for both interior and exterior purposes. Amplify the aesthetic appeal of your staircase by incorporating these robust and durable balustrades, which will add a touch of uniqueness and exclusivity to your design.



APPLICATIONS

Steel Grade	:	304/316
Finish	:	Gloss / Matt
Color	:	Multiple
Use	:	Medium to Heavy
Glass Thickness	:	10mm & 12mm
Glass Height	:	As Per Height Situation

Malls *Airports* *Hospitals* *High-Rise Building* *Villa*

*Glass Toughen Coumpulsary.







TRA 65 Round



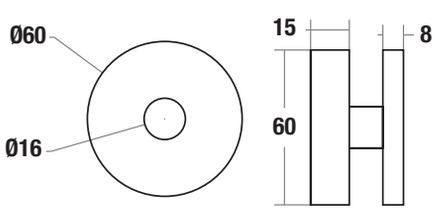

TRA 65 Square



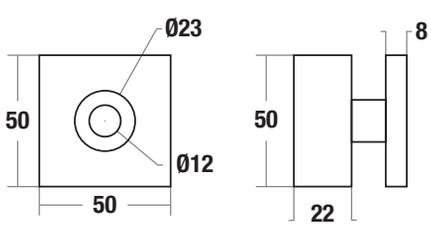

TRA 66 S/B

Side Mounting Stud

TRA 66 S/B is serves as a Side Mounting Stud that intensifies the visual appeal of luxurious balconies and staircases. Its sleek and refined design embodies a harmonious blend of sophistication, creativity, and individuality.



APPLICATIONS

Steel Grade	:	304/316
Finish	:	Gloss / Matt
Color	:	Multiple
Use	:	Medium to Heavy
Glass Thickness	:	10mm upto 17.5mm
Glass Height	:	As Per Height Situation

*Glass Toughen Coumpulsary.





Malls *Airports* *Hospitals* *High-Rise Building* *Villa*

TRA 66 Big Adjustable



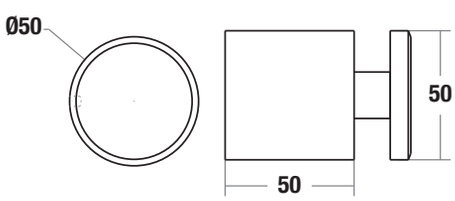

TRA 66 Small Adjustable



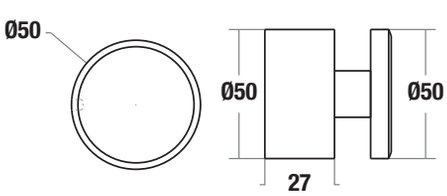

TRA 67 S/B

Top/Side Mounting

TRA 67 B/S is a balustrade that is mounted on the top and is commonly used in residential and commercial settings for staircases and balconies. Its primary purpose is to offer an unobstructed view of glass, providing a sleek and novel aesthetic to your interiors.



Steel Grade	:	304/316
Finish	:	Gloss / Matt
Color	:	Multiple
Use	:	Medium to Heavy
Glass Thickness	:	10mm & 12mm
Glass Height	:	As Per Height Situation



*Glass Toughen Coumpulsary.



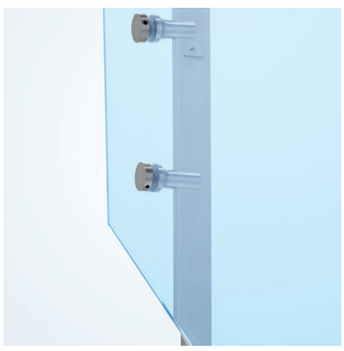



TRA 67 Big

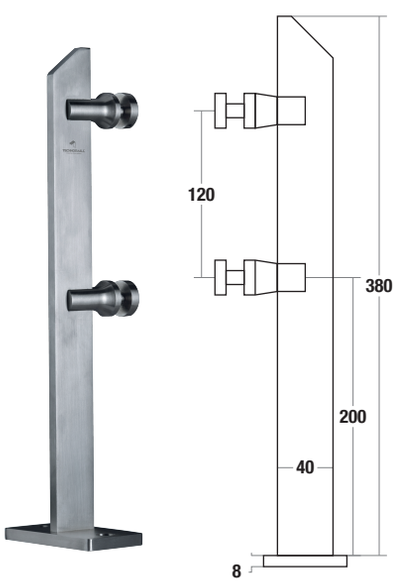

For Stair

TRA 67 Small

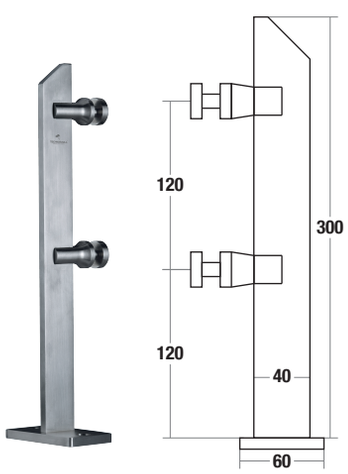

For Balcony

TRA 70 R

Top & Side Mounting Balustrade

TRA 70 R balustrade is a voguish choice because it constructing top-mounted or side mounted balustrade fits well in staircases in both commercial and residential settings. The TRA 70 R balustrade offers high quality and durability.



Steel Grade	:	304/316
Finish	:	Gloss / Matt
Color	:	Multiple
Use	:	Light
Glass Thickness	:	10mm & 12mm
Glass Height	:	As Per Height Situation



*Glass Toughen Coumpulsary.





TRA 70/Side



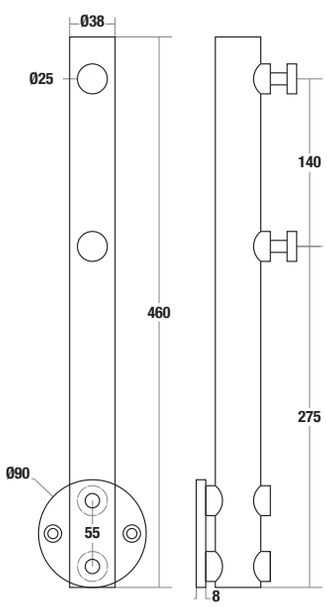

TRA 70/Top



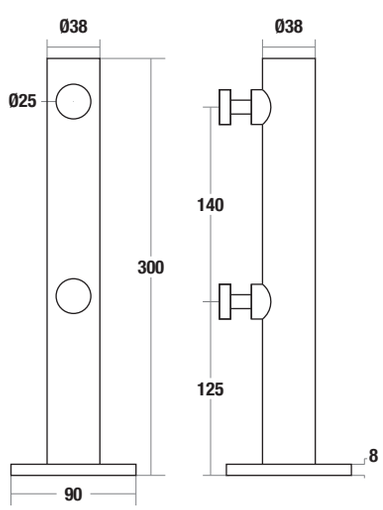

TRA 71 S

Top & Side Mounting Balustrade

The TRA 71 S combines top and side mounting for a balustrade with a square format, adding a rugged charm to your interiors. Infuse your property with a modern aesthetic by incorporating this design.



Steel Grade	:	304/316
Finish	:	Gloss / Matt
Color	:	Multiple
Use	:	Light
Glass Thickness	:	10mm & 12mm
Glass Height	:	As Per Height Situation



*Glass Toughen Coumpulsary.





TRA 71/Side

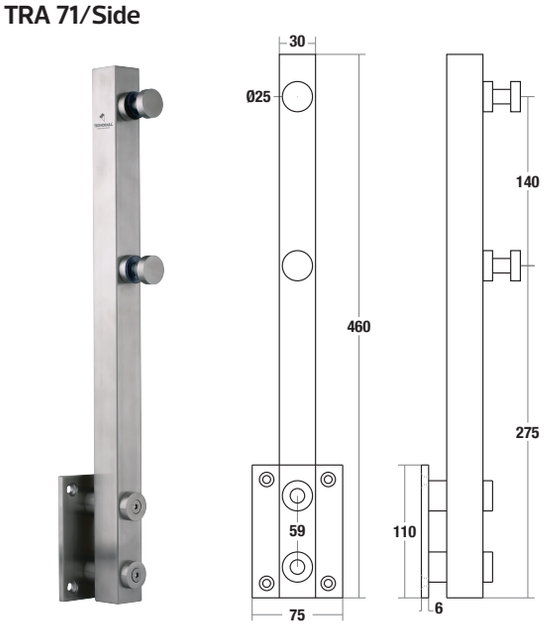

TRA 71/Top

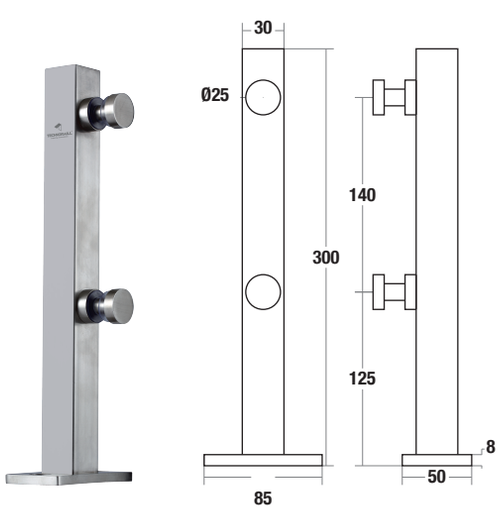









TECHNORAILL®
100% Modular Railing System

TVE

TVE Glass Stud Railing Systems

TVE 063/B	166
TVE 063/S	168
TVE 070/R	170
TVE 071/40 S (SQUARE)	172
TVE 071/30 S (SQUARE)	174
TVE 072/40 B (SQUARE)	176
TVE 072/30 B (SQUARE)	178
TVE 073 SH	180
TVE 073 BH	182
TVE 067	184

TVE 063/B

Top Mounting Stud

TVE 63/B is a tall type of stud balustrade that is installed on the top of exterior staircases and terraces. It is specifically designed to support the weight of the glass panels, while also offering a sleek and durable surface with a unique finish.



APPLICATIONS

Steel Grade	:	304/316
Finish	:	Glossy/Matt
Color	:	Multiple
Use	:	Medium to Heavy
Glass Thickness	:	10mm & 13.5mm
Glass Height	:	as per site situation
Stud Height	:	210mm

*Glass Toughen Coumpulsary.



Malls



Airports



Hospitals



High-Rise Building



Villa

TVE 063/B



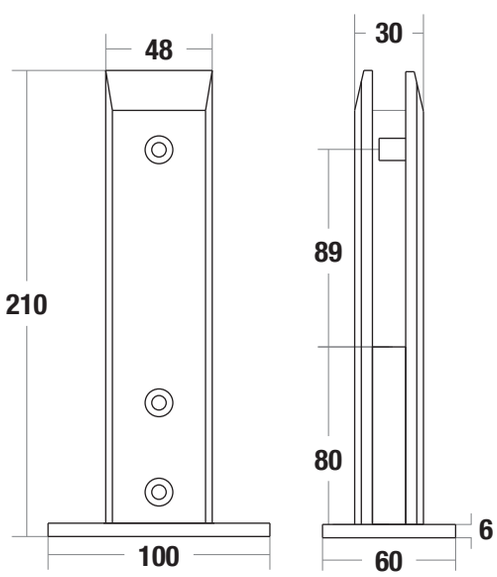

TVE 063/S

Top Mounting Stud

TVE 63/S is a short stud balustrade that is installed on the top of exterior staircases and terraces. It is specifically designed to support the weight of the glass panels, while also offering a sleek and durable surface with a unique finish.



APPLICATIONS

Steel Grade	:	304/316
Finish	:	Glossy/Matt
Color	:	Multiple
Use	:	Medium
Glass Thickness	:	10mm & 13.5mm
Glass Height	:	as per site situation
Stud Height	:	125mm

*Glass Toughen Coumpulsary.



Malls



Airports



Hospitals



High-Rise Building



Villa

TVE 063/S



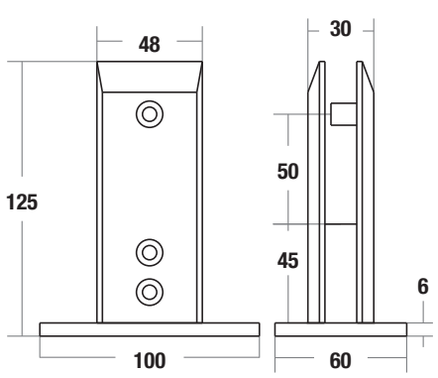

TVE 070/R

Top/Side Mounting Stud

TVE 070/R is a top mounting stud balustrade used at high class outdoor projects. Make the most of your view with these sturdy and circular balustrades which offers the finest support to the glass.



APPLICATIONS

Steel Grade	:	304/316
Finish	:	Glossy/Matt
Color	:	Multiple
Use	:	Medium to Heavy
Glass Thickness	:	10mm & 13.5mm
Glass Height	:	as per site situation
Stud Height	:	300mm

*Glass Toughen Coumpulsary.


Malls


Airports


Hospitals


High-Rise Building


Villa

TVE 070/R



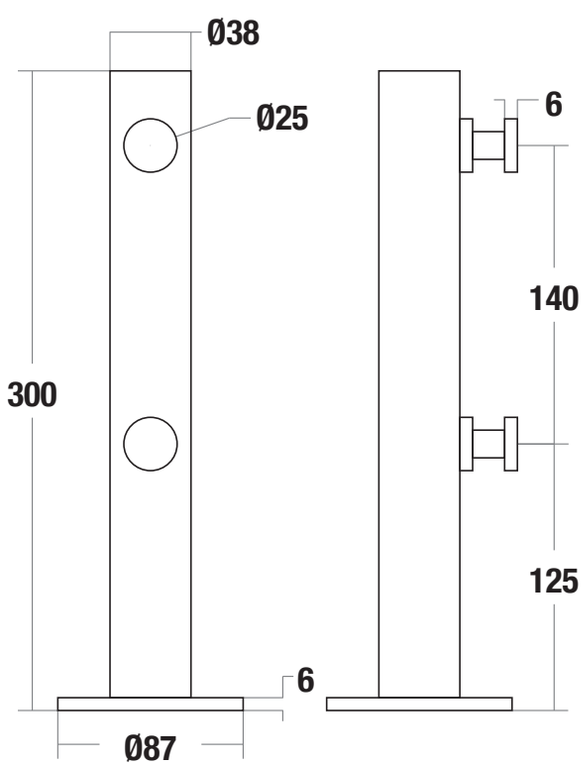

TVE 071/40 S (SQUARE) Top/Side Mounting Stud

TVE 071/40 S is a top mounting stud square design balustrade used in exterior staircases and terraces. It is designed to take all the weight of the glass while providing a smooth, high strength and brilliance surface with an innovative finish



Steel Grade	:	304/316
Finish	:	Glossy/Matt
Color	:	Multiple
Use	:	Medium to Heavy
Glass Thickness	:	10mm & 13.5mm
Glass Height	:	as per site situation
Stud Height	:	300mm

*Glass Toughen Coumpulsary.



TVE 071/40 S (SQUARE)



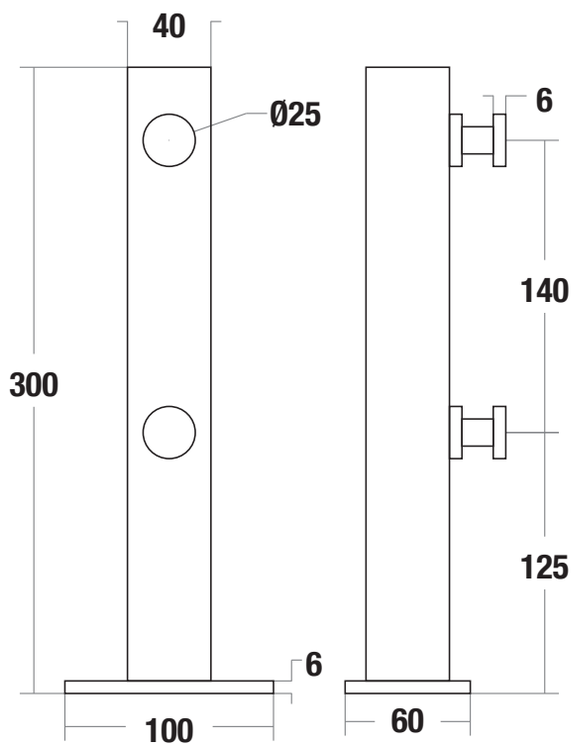

TVE 071/30 S (SQUARE) Top/Side Mounting Stud

TVE 071/30 S is a top mounting stud square design balustrade used in exterior staircases and terraces. It is designed to take all the weight of the glass while providing a smooth, high strength and brilliance surface with an innovative finish



APPLICATIONS

Steel Grade	:	304/316
Finish	:	Glossy/Matt
Color	:	Multiple
Use	:	Medium to Heavy
Glass Thickness	:	10mm & 13.5mm
Glass Height	:	as per site situation
Stud Height	:	300mm

*Glass Toughen Coumpulsary.


Malls


Airports


Hospitals


High-Rise Building


Villa

TVE 071/30 S (SQUARE)



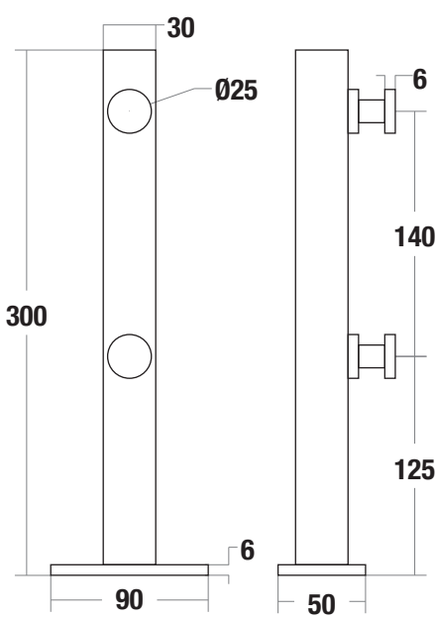

TVE 072/40 B (SQUARE)

Top/Side Mounting Stud

The TVE 072/40 B (SQUARE) is a top mounting balustrade that is specifically designed in a square format to create a bold and striking appearance in your interiors. By incorporating this balustrade, you can add a touch of modernity to your property's interior design.



APPLICATIONS

Steel Grade	:	304/316
Finish	:	Glossy/Matt
Color	:	Multiple
Use	:	Medium to Heavy
Glass Thickness	:	10mm & 13.5mm
Glass Height	:	as per site situation
Stud Height	:	450mm

*Glass Toughen Coumpulsary.



Malls



Airports



Hospitals



High-Rise Building



Villa

TVE 072/40 B (SQUARE)



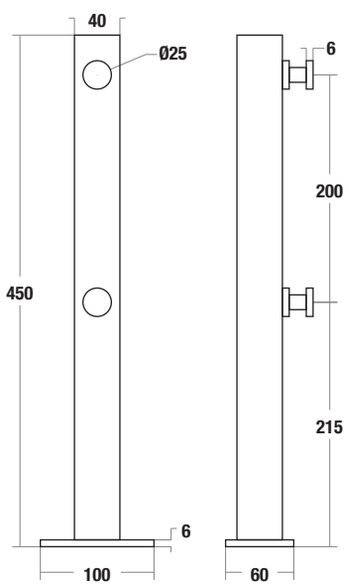

TVE 072/30 B (SQUARE) Top/Side Mounting Stud

The TVE 072/30 B (SQUARE) is a top mounting balustrade that is specifically designed in a square format to create a bold and striking appearance in your interiors. By incorporating this balustrade, you can add a touch of modernity to your property's interior design.



APPLICATIONS

Steel Grade	:	304/316
Finish	:	Glossy/Matt
Color	:	Multiple
Use	:	Medium to Heavy
Glass Thickness	:	10mm & 13.5mm
Glass Height	:	as per site situation
Stud Height	:	450mm

*Glass Toughen Coumpulsary.



Malls



Airports



Hospitals



High-Rise Building



Villa

TVE 072/30 B (SQUARE)



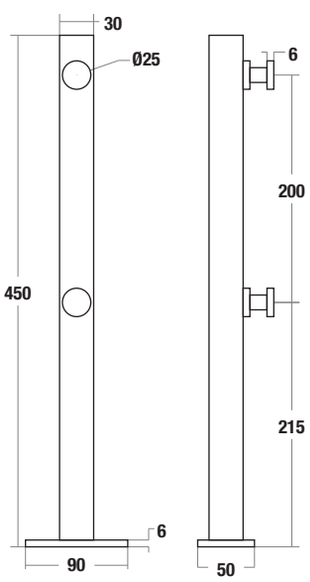

TVE 073 SH

Top Mounting Stud

The TRA 073 SH is a slim stud balustrade that is installed on the top of staircases, balconies, and terraces. It is a contemporary and minimalistic railing system that adds an elegant and simple touch to your luxurious interiors.



Steel Grade	:	304/316
Finish	:	Glossy/Matt
Color	:	Multiple
Use	:	Medium to Heavy
Glass Thickness	:	10mm & 13.5mm
Glass Height	:	as per site situation
Stud Height	:	300mm

*Glass Toughen Coumpulsary.


Malls


Airports


Hospitals


High-Rise Building


Villa

TVE 073 SH



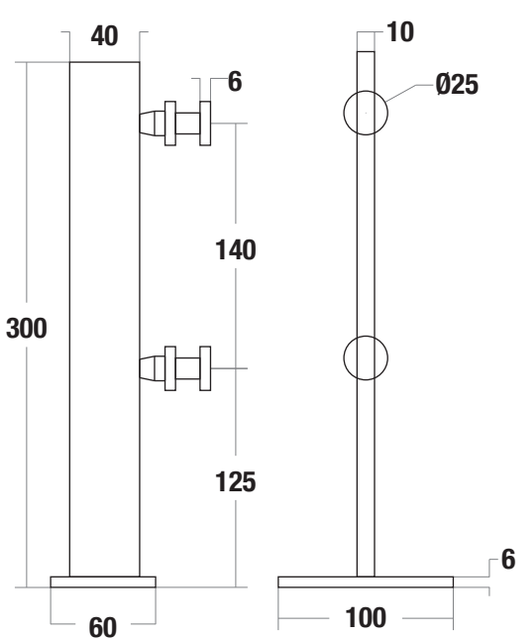

TVE 073 BH

Top Mounting Stud

The TRA 073 BH is a slim stud balustrade that is installed on the top of staircases, balconies, and terraces. It is a contemporary and minimalistic railing system that adds an elegant and simple touch to your luxurious interiors.



APPLICATIONS

Steel Grade	:	304/316
Finish	:	Glossy/Matt
Color	:	Multiple
Use	:	Medium to Heavy
Glass Thickness	:	10mm & 13.5mm
Glass Height	:	as per site situation
Stud Height	:	450mm

*Glass Toughen Coumpulsary.



Malls



Airports



Hospitals



High-Rise Building



Villa

TVE 073 BH

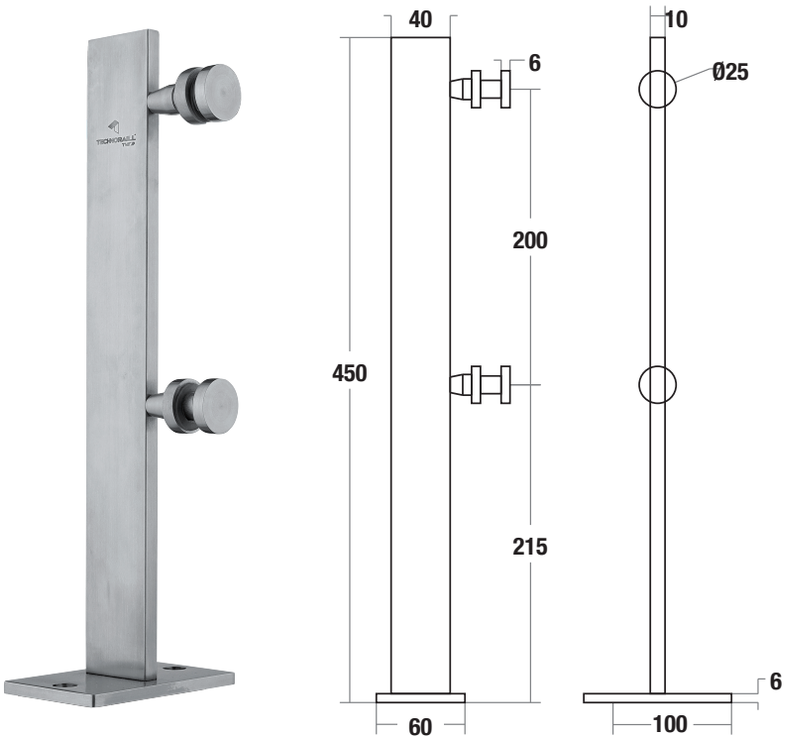

TVE 067

Top Mounting Stud

TVE 67 is a top mounting stud balushade used at residential and commercial staircases and balconies to provide an unlimited view of the glass. Its simplicity will give a rich and bold look to your interiors.



APPLICATIONS

Steel Grade	:	304/316
Finish	:	Glossy/Matt
Color	:	Multiple
Use	:	Medium to Heavy
Glass Thickness	:	10mm & 13.5mm
Glass Height	:	as per site situation
Stud Height	:	450mm

*Glass Toughen Coumpulsary.



Malls



Airports



Hospitals



High-Rise Building



Villa

TVE 067



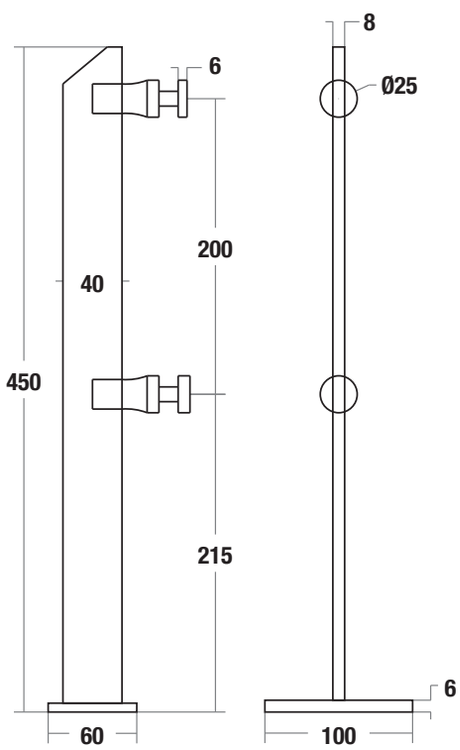











TECHNORAILL®
100% Modular Railing System

MABL Balustrade Systems

MABL 010	188
MABL 020	190
MABL 030	192
MABL 040	194
MABL 050 R/S	196
MABL 060	198
MABL 070	200
MABL 070-2A	202
MABL 080	204
MABL 090	206
MABL 100	208
MABL 110	210
MABL 130	212
MABL 140	214
MABL 150	216
MABL 160	218
MABL 170	220
MABL 180	222
MABL 190	224
MABL 200	226
MABL 210	228
MABL 220	230
MABL 230	232
MABL 240	234
MABL 250	236
MABL 260	238
MABL 270	240
MABL 280	242
MABL 290	244

MABL 010 Top/Side Mounting Balustrade System

MABL 010 is an ideal solution for outdoor & indoor applications like balconies, staircases, and decking areas. This top mounting balustrade system adds a touch of sophistication and style to your property. Its rust-free, non-magnetic, and durable design ensures long-lasting beauty and functionality.



Steel Grade	:	304/316
Finish	:	Gloss / Matt
Color	:	Multiple
Use	:	Heavy
Glass Thickness	:	As Per Requirements
Glass Height	:	As Per Height Situation

*Glass Toughen Coumpulsary.


Malls


Airports


Hospitals


High-Rise Building


Villa





MA BL 010 G



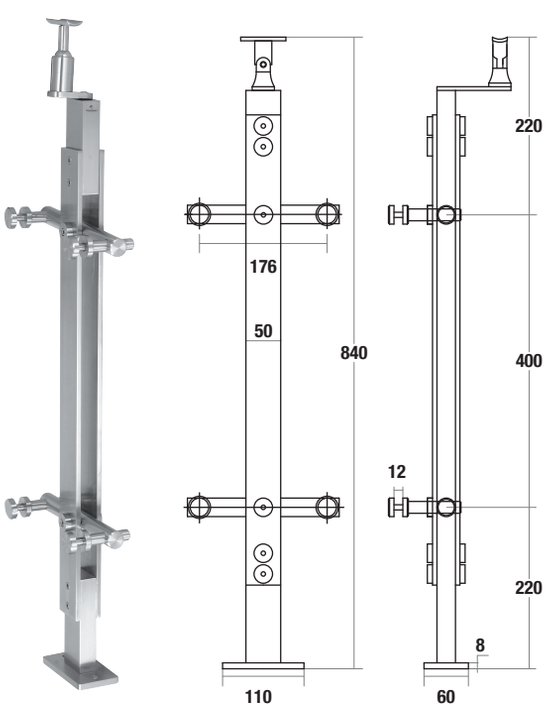

MABL 020

Top/Side Mounting Balustrade System

MABL 020 presents a balustrade system that can be mounted on the top or side, functioning seamlessly in both residential and commercial settings. This exquisite glass fitting balustrade utilizes premium materials, elevating the overall ambiance of your property with a touch of luxury.



Steel Grade	:	304/316
Finish	:	Gloss / Matt
Color	:	Multiple
Use	:	Heavy
Glass Thickness	:	As Per Requirements
Glass Height	:	As Per Height Situation



*Glass Toughen Coumpulsary.

MA BL 020 2R



MA BL 020 3R



MA BL 020 4R



MA BL 020 2R G



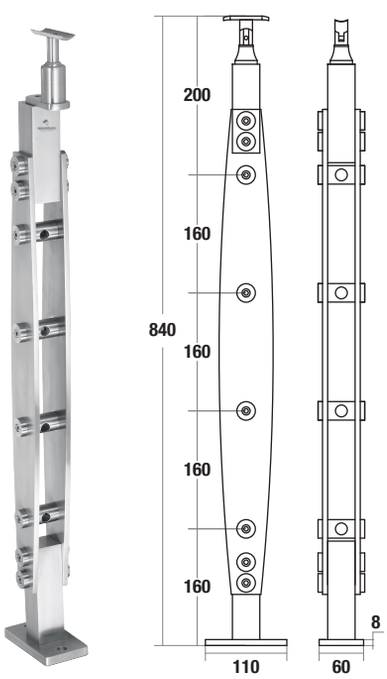

MABL 030

Top/Side Mounting Balustrade System

MABL 030 presents itself as an exuberant balustrade system with a striking design that draws inspiration from international aesthetics. Its curvaceous and bold appearance adds a touch of grandeur to any high-class project, creating an uncluttered and spacious impression.



Steel Grade	:	304/316
Finish	:	Gloss / Matt
Color	:	Multiple
Use	:	Heavy
Glass Thickness	:	As Per Requirements
Glass Height	:	As Per Height Situation



*Glass Toughen Coumpulsary.

MA BL 030 2R



MA BL 030 3R



MA BL 030 4R



MA BL 030 2R G



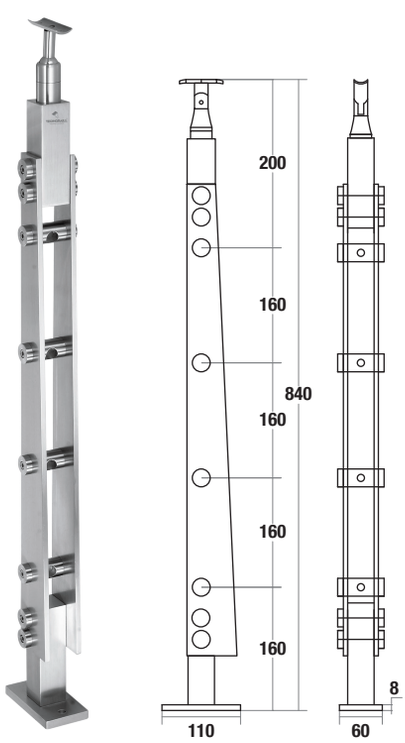

MABL 040 Top/Side Mounting Balustrade System

MABL 040 balustrade system is an elegant and durable option for your property, providing a strong and long-lasting fit. One of its key features is the expansive view it offers of the surrounding area.



APPLICATIONS

Steel Grade	:	304/316
Finish	:	Gloss / Matt
Color	:	Multiple
Use	:	Medium to Heavy
Glass Thickness	:	As Per Requirements
Glass Height	:	As Per Height Situation

*Glass Toughen Coumpulsary.


Malls


Airports


Hospitals


High-Rise Building


Villa

MA BL 040







MABL 050 R/S

Top/Side Mounting Balustrade System

MABL 050 R/S is an innovative Balustrade System that can be mounted on the top or side of various structures, enhancing the aesthetic appeal of your property. This system is particularly suitable for large surfaces, such as swimming pools and garden fences, providing a sleek and alluring look to the surrounding area.



Steel Grade	:	304/316
Finish	:	Gloss / Matt
Color	:	Multiple
Use	:	Medium to Heavy
Glass Thickness	:	As Per Requirements
Glass Height	:	As Per Height Situation



*Glass Toughen Coumpulsary.

MABL R 50G Round



MABL S 50G Square



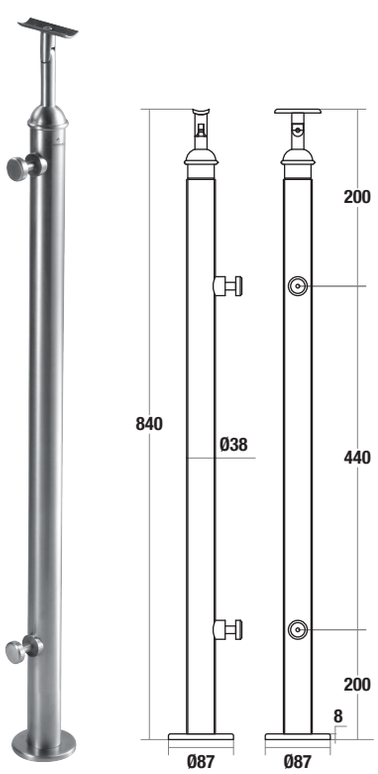



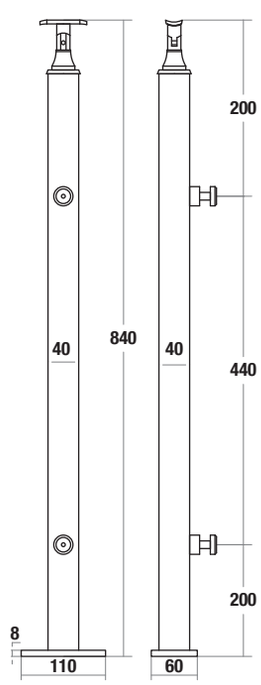

MABL 060

Top/Side Mounting Balustrade System

MABL 060 system is a balustrade system that can be mounted on the top or side. It goes beyond just its appearance and style. This glass balustrade not only looks ingenious and simple, but it also brings in additional light and offers a wider view, thus enhancing the overall ambiance of your interior space.



Steel Grade	:	304/316
Finish	:	Gloss / Matt
Color	:	Multiple
Use	:	Medium to Heavy
Glass Thickness	:	As Per Requirements
Glass Height	:	As Per Height Situation



*Glass Toughen Coumpulsary.

MA BL 060 2R



MA BL 060 3R



MA BL 060 4R



MA BL 060 2R G





MABL 070 Top/Side Mounting Balustrade System

MABL 070 is a balustrade system that can be mounted either on the top or on the side. It is highly recommended for both homeowners and business owners due to its ultra-modern and classy design. This steel balustrade not only adds a touch of opulence but also serves a practical purpose.



Steel Grade	:	304/316
Finish	:	Gloss / Matt
Color	:	Multiple
Use	:	Medium to Heavy
Glass Thickness	:	As Per Requirements
Glass Height	:	As Per Height Situation



*Glass Toughen Coumpulsary.

MA BL 070 2R



MA BL 070 3R



MA BL 070 4R



MA BL 070 2R G

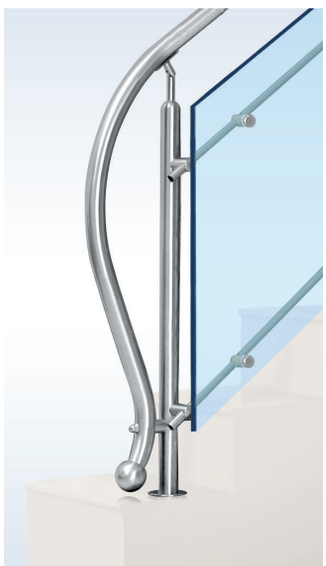



MABL 070-2A

Top/Side Mounting Balustrade System

MABL 070 - 2A represents a balustrade system that can be mounted either on the top or on the side. This system effortlessly combines style, simplicity, and exquisiteness, leaving you captivated by its visually appealing design and refined nature.



APPLICATIONS

Steel Grade	:	304/316
Finish	:	Gloss / Matt
Color	:	Multiple
Use	:	Medium to Heavy



Malls



Airports



Hospitals



High-Rise Building



Villa

MA BL 070-2A

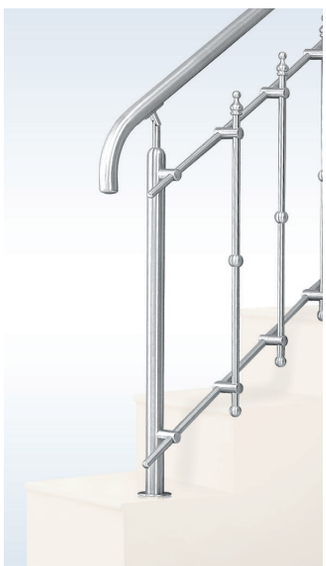

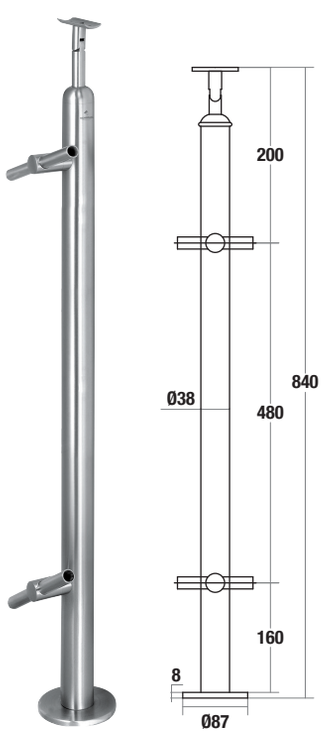

MABL 080

Top/Side Mounting Balustrade System

MABL 080 is a balustrade with a top mounting glass fitting that brings a touch of sophistication to your property. Its design features a glossy or matte finish, which adds to its seamless and sturdy appearance.



Steel Grade	:	304/316
Finish	:	Gloss / Matt
Color	:	Multiple
Use	:	Medium to Heavy
Glass Thickness	:	As Per Requirements
Glass Height	:	As Per Height Situation

*Glass Toughen Coumpulsary.


Malls


Airports


Hospitals


High-Rise Building


Villa

MA BL 080 G



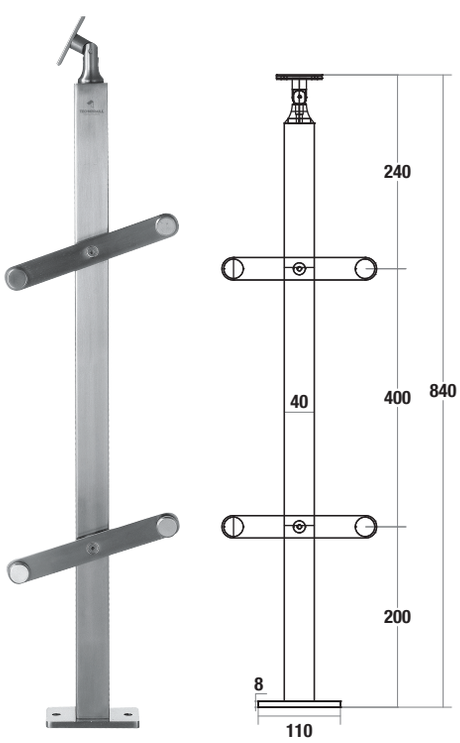

MABL 090

Top/Side Mounting Balustrade System

MABL 090 is a glass balustrade that can be mounted on the top or side. It is constructed using high-quality materials and has a smooth, polished finish. Its debonair design makes it a favorite among contemporary customers.



Steel Grade	:	304/316
Finish	:	Gloss / Matt
Color	:	Multiple
Use	:	Medium to Heavy
Glass Thickness	:	As Per Requirements
Glass Height	:	As Per Height Situation



*Glass Toughen Coumpulsary.

MA BL 090 2R



MA BL 090 3R



MA BL 090 4R



MA BL 090 2R G



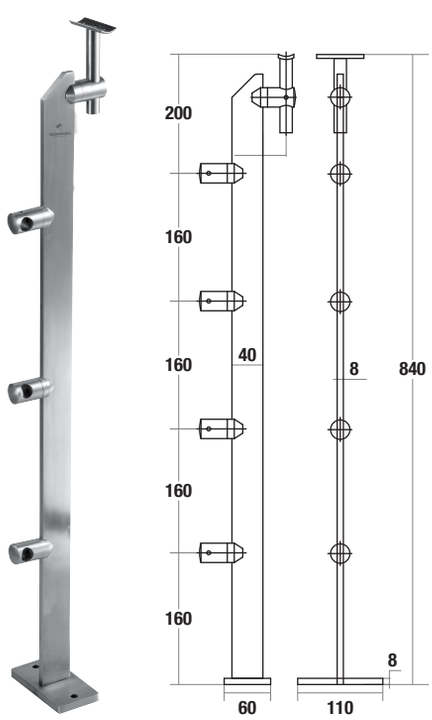

MABL 100

Top Mounting Balustrade System

MABL 100 presents a robust and expertly constructed Top Mounting Balustrade system, utilizing high-quality materials of superior standards. With meticulous craftsmanship and exquisite polishing, it is perfectly suited for a wide range of projects.



Steel Grade	:	304/316
Finish	:	Gloss / Matt
Color	:	Multiple
Use	:	Medium to Heavy
Glass Thickness	:	As Per Requirements
Glass Height	:	As Per Height Situation



*Glass Toughen Coumpulsary.

MA BL 100 2R



MA BL 100 3R



MA BL 100 4R



MA BL 100 2R G



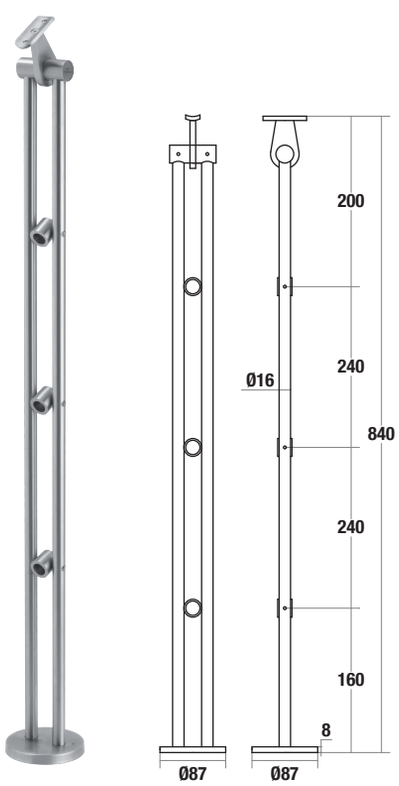

MABL 110 Top/Side Mounting Balustrade System

MABL 110 presents a Top / Side Mounting Balustrade solution that offers convenient handling and upkeep for staircases, balconies, and other high-end projects. This system escalates the overall aesthetic with its sleek and state-of-the-art design, combining elements of style, simplicity, and sophistication.



Steel Grade	:	304/316
Finish	:	Gloss / Matt
Color	:	Multiple
Use	:	Heavy
Glass Thickness	:	As Per Requirements
Glass Height	:	As Per Height Situation

*Glass Toughen Coumpulsary.


Malls


Airports


Hospitals


High-Rise Building


Villa

MA BL 110



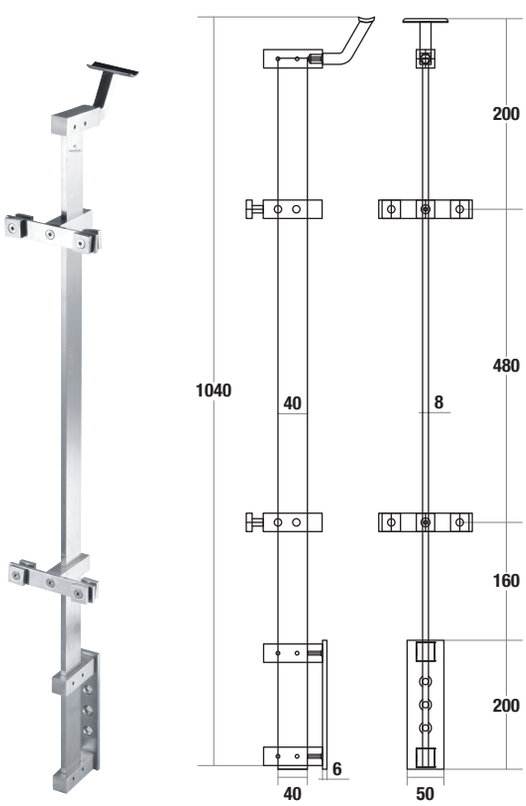

MABL 130 Top/Side Double Handrail Balustrade System

MABL 130 system is a cutting-edge Side Double Handrail Balustrade solution that stands out as the epitome of modernity and excellence within its category. Its unique design allows for a secure grip on both sides, providing strong and sturdy support.



Steel Grade	:	304/316
Finish	:	Gloss / Matt
Color	:	Multiple
Use	:	Heavy
Glass Thickness	:	As Per Requirements
Glass Height	:	As Per Height Situation

Malls *Airports* *Hospitals* *High-Rise Building* *Villa*

*Glass Toughen Coumpulsary.

MA BL 130







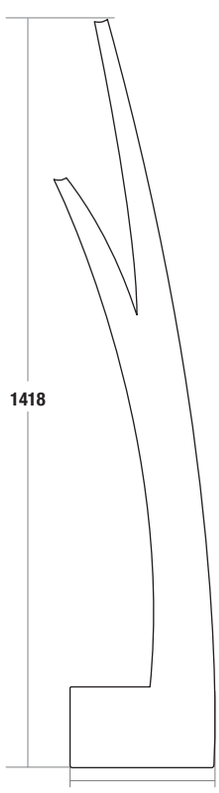



MABL 140

Top Mounting Double Handrail Balustrade System

MABL 140 represents a cutting-edge double handrail balustrade system that offers an aesthetically pleasing solution for both residential and commercial properties. This innovative design not only saves space but also provides exceptional support to the glass panels, ensuring a sleek and sophisticated appearance.



Steel Grade	:	304/316
Finish	:	Gloss / Matt
Color	:	Multiple
Use	:	Heavy
Glass Thickness	:	As Per Requirements
Glass Height	:	As Per Height Situation

*Glass Toughen Coumpulsary.


Malls


Airports


Hospitals


High-Rise Building


Villa

MA BL 140





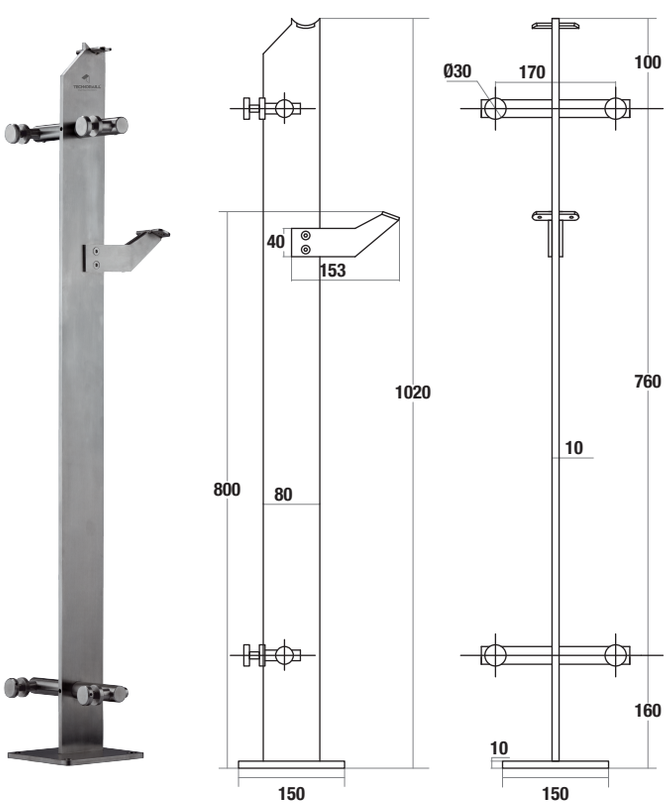

MABL 150

Top/Side Mounting Balustrade System

MABL 150 is a cutting-edge balustrade system that is specifically engineered to endure rigorous usage, regardless of the prevailing conditions. This exceptional solution offers a contemporary design that is both robust and visually appealing, making it ideal for both commercial and residential environments.



Steel Grade	:	304/316
Finish	:	Gloss / Matt
Color	:	Multiple
Use	:	Heavy
Glass Thickness	:	As Per Requirements
Glass Height	:	As Per Height Situation

*Glass Toughen Coumpulsary.


Malls


Airports


Hospitals


High-Rise Building


Villa

MA BL 150





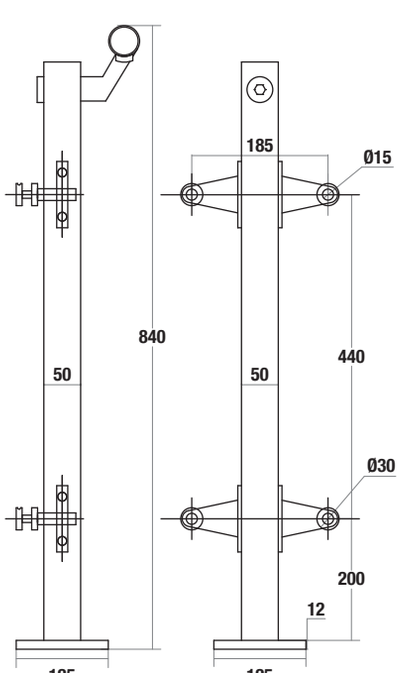

MABL 160

Top/Side Mounting Balustrade System

MABL 160 offers a visually appealing Top Mounting Balustrade system that delivers impressive outcomes. This barrier fitting combines style and strength, allowing you to enjoy the view while ensuring safety.



APPLICATIONS

Steel Grade	:	304/316
Finish	:	Gloss / Matt
Color	:	Multiple
Use	:	Heavy
Glass Thickness	:	As Per Requirements
Glass Height	:	As Per Height Situation

*Glass Toughen Coumpulsary.


Malls


Airports


Hospitals


High-Rise Building


Villa

MA BL 150



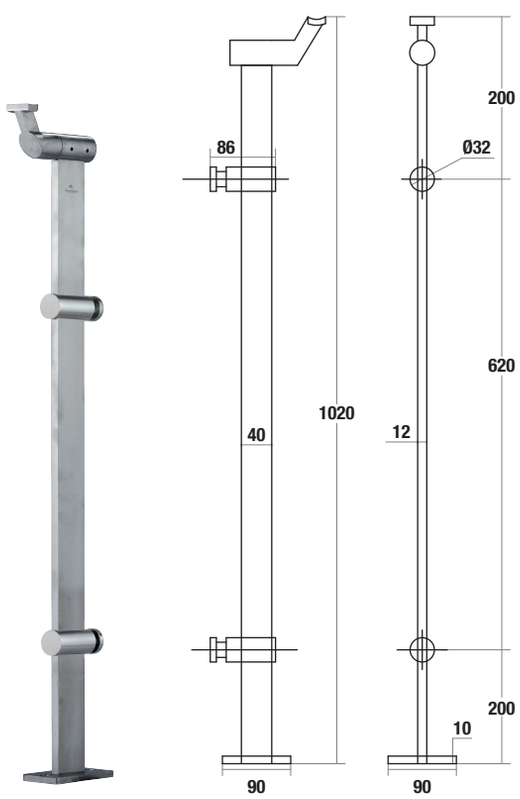

MABL 170

Top/Side Mounting Balustrade System

MABL 170 is a sleek and minimalist Top Mounting Balustrade system. It has been meticulously designed to enrich the aesthetic appeal of any space. With its strong and timeless circular design, this balustrade is sure to make a lasting impression.



Steel Grade	:	304/316
Finish	:	Gloss / Matt
Color	:	Multiple
Use	:	Heavy
Glass Thickness	:	As Per Requirements
Glass Height	:	As Per Height Situation

Malls *Airports* *Hospitals* *High-Rise Building* *Villa*

*Glass Toughen Coumpulsary.

MA BL 170





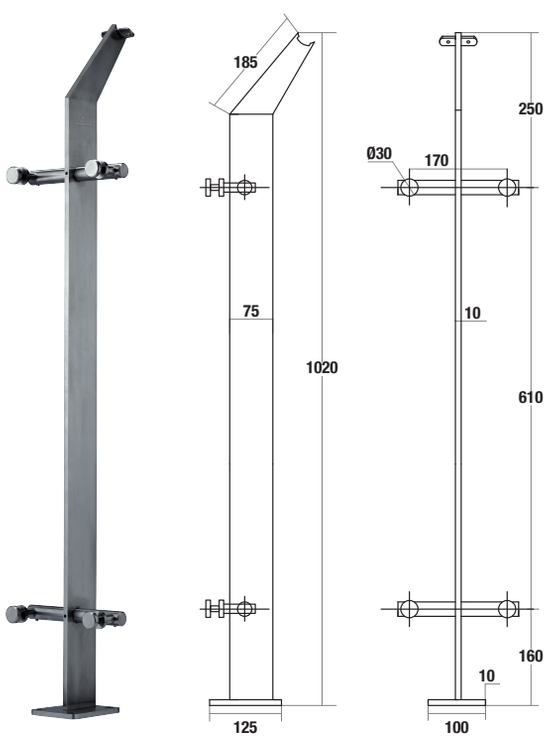

MABL 180

Top/Side Mounting Balustrade System

MABL 180 is a top-mounted balustrade system known for its exceptional durability and strength. It is resistant to corrosion and rust, ensuring long-lasting quality. Ideal for interior or exterior projects like balconies, terraces, or staircases, it provides the perfect finishing touch.



APPLICATIONS

Steel Grade	:	304/316
Finish	:	Gloss / Matt
Color	:	Multiple
Use	:	Heavy
Glass Thickness	:	As Per Requirements
Glass Height	:	As Per Height Situation

*Glass Toughen Coumpulsary.



Malls *Airports* *Hospitals* *High-Rise Building* *Villa*

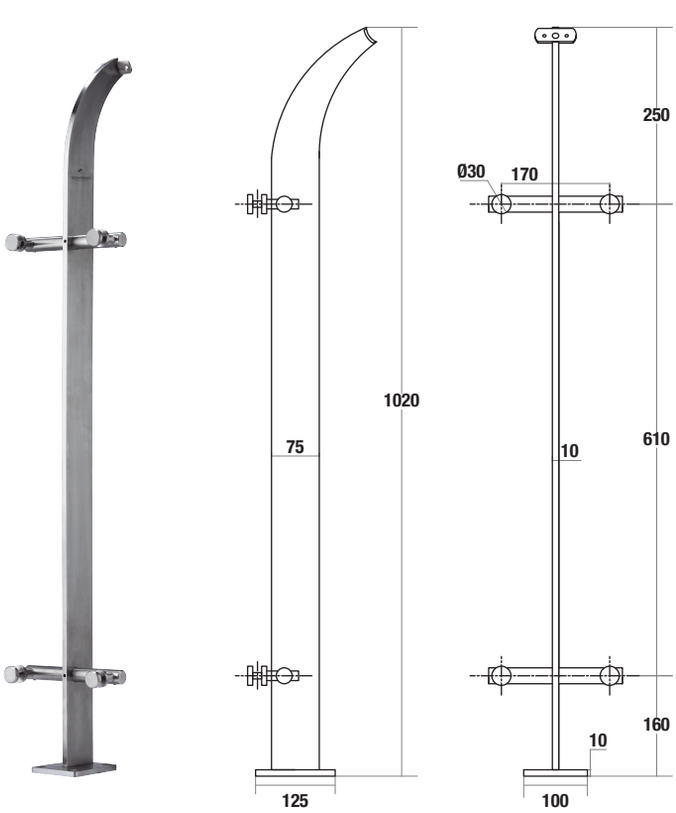

MABL 190

Top Mounting Balustrade System

MABL 190 is a versatile balustrade system that can be installed on top both indoors and outdoors, allowing for a range of visually appealing effects. Its strong and sturdy construction makes it an ideal choice for balconies, terraces, and staircases.



APPLICATIONS

Steel Grade	:	304/316
Finish	:	Gloss / Matt
Color	:	Multiple
Use	:	Heavy



Malls



Airports



Hospitals



High-Rise Building



Villa



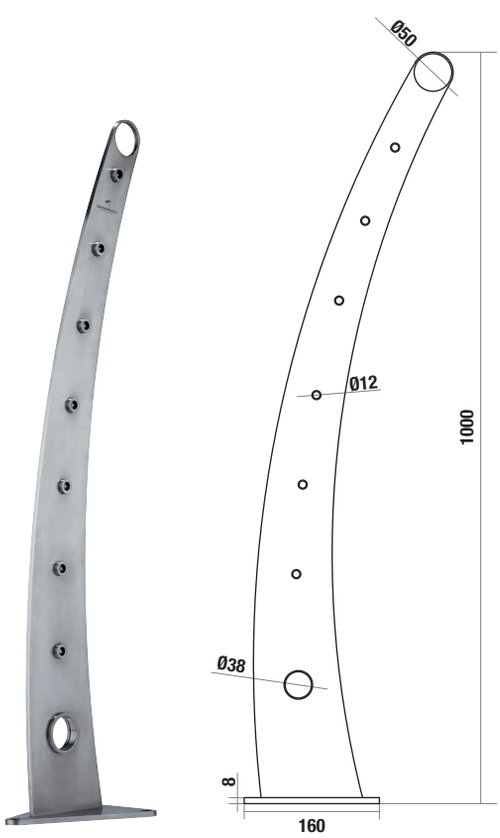

MABL 200

Top/Side Mounting Balustrade System

MABL 200 is an innovative balustrade system that is mounted on top, offering a modern and trendy solution. With its superior grip, it securely holds the glass panels from all four sides, ensuring both safety and aesthetics. This cutting-edge design provides the best combination of functionality and style in the world of balustrades.



Steel Grade	:	304/316
Finish	:	Gloss / Matt
Color	:	Multiple
Use	:	Heavy
Glass Thickness	:	As Per Requirements
Glass Height	:	As Per Height Situation


Malls


Airports


Hospitals


High-Rise Building


Villa

*Glass Toughen Coumpulsary.

MA BL 200







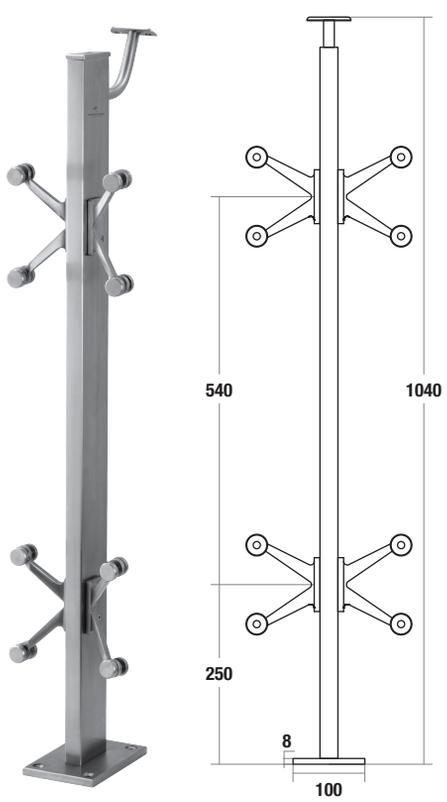

MABL 210

Top Mounting Balustrade System

The MABL 210 is a revolutionary slim design railing system that is installed on the upper part, providing a contemporary and minimal look. With its exceptional grasp, it firmly supports the glass panels from every direction, guaranteeing both safety and visual appeal



APPLICATIONS

Steel Grade	:	304/316
Finish	:	Gloss / Matt
Color	:	Multiple
Use	:	Heavy



Malls



Airports



Hospitals



High-Rise Building



Villa



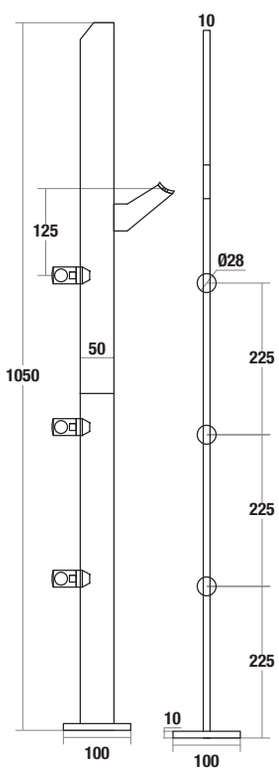

MABL 220

Top/Side Mounting Balustrade System

The MABL 220 is an innovative and sleek railing system that is mounted on the upper portion, offering a modern and minimalist appearance. With its outstanding grip, it securely holds the glass panels from all sides, ensuring both safety and aesthetic appeal.



APPLICATIONS

Steel Grade	:	304/316
Finish	:	Gloss / Matt
Color	:	Multiple
Use	:	Heavy
Glass Thickness	:	As Per Requirements
Glass Height	:	As Per Height Situation

*Glass Toughen Coumpulsary.



Malls



Airports



Hospitals



High-Rise Building



Villa



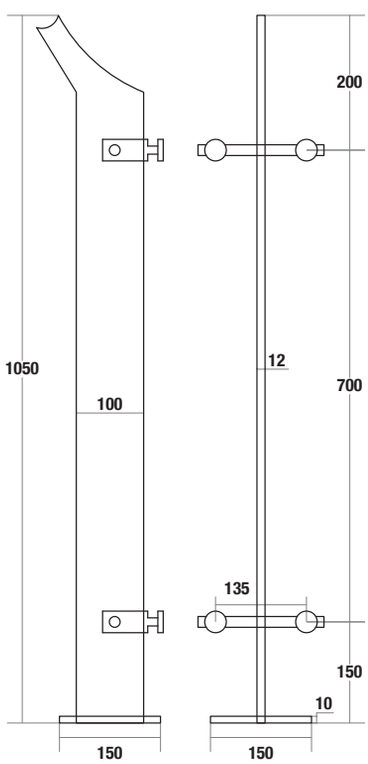

MABL 230

Top/Side Mounting Balustrade System

he MABL 230 introduces a durable and skillfully engineered Top Mounting Balustrade system, utilizing top-notch materials of exceptional quality. With its unique twin arm design, it offers a distinctive appearance and strength to securely hold the glass. Enhance the exterior of your space with a bold and masculine aesthetic.



APPLICATIONS

Steel Grade	:	304/316
Finish	:	Gloss / Matt
Color	:	Multiple
Use	:	Heavy
Glass Thickness	:	As Per Requirements
Glass Height	:	As Per Height Situation

*Glass Toughen Coumpulsary.



Malls *Airports* *Hospitals* *High-Rise Building* *Villa*



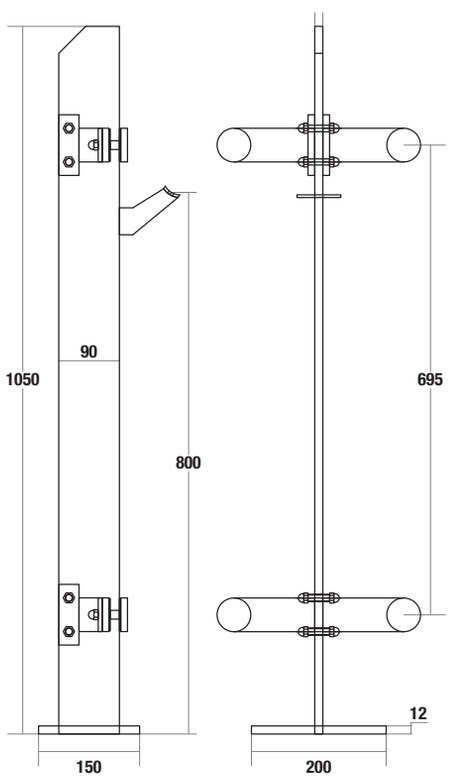

MABL 240

Top/Side Mounting Balustrade System

The MABL 240 presents an exceptional Balustrade system, featuring a twin frame structure crafted from premium materials of unparalleled quality. It offers a distinct visual appeal and robustness to firmly support the glass. Elevate the exterior of your area with a striking and masculine aesthetic.



APPLICATIONS

Steel Grade	:	304/316
Finish	:	Gloss / Matt
Color	:	Multiple
Use	:	Heavy
Glass Thickness	:	As Per Requirements
Glass Height	:	As Per Height Situation

*Glass Toughen Coumpulsary.





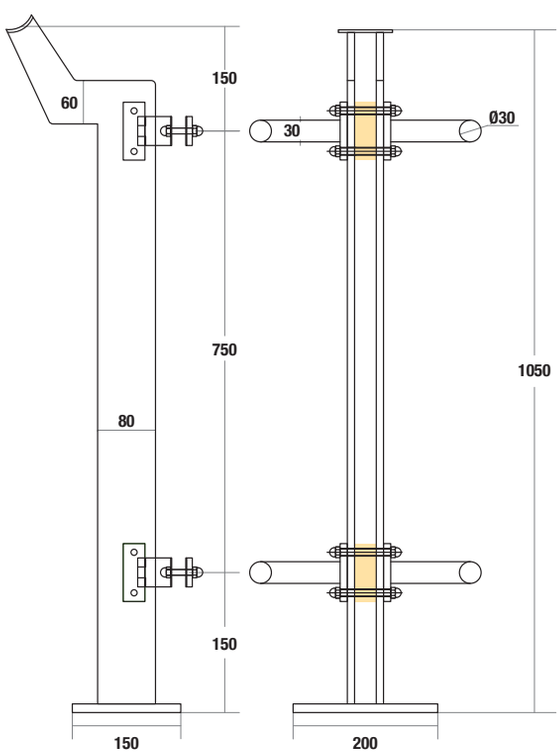

MABL 250

Top Mounting Balustrade System

MABL 250 showcases a state-of-the-art dual handrail balustrade system that presents a visually appealing option for both residential and commercial properties. This revolutionary concept not only maximizes space but also delivers exceptional stability to the glass panels, guaranteeing a sleek and elegant look.



APPLICATIONS

Steel Grade	:	304/316
Finish	:	Gloss / Matt
Color	:	Multiple
Use	:	Heavy
Glass Thickness	:	As Per Requirements
Glass Height	:	As Per Height Situation

*Glass Toughen Coumpulsary.



Malls



Airports



Hospitals



High-Rise Building



Villa



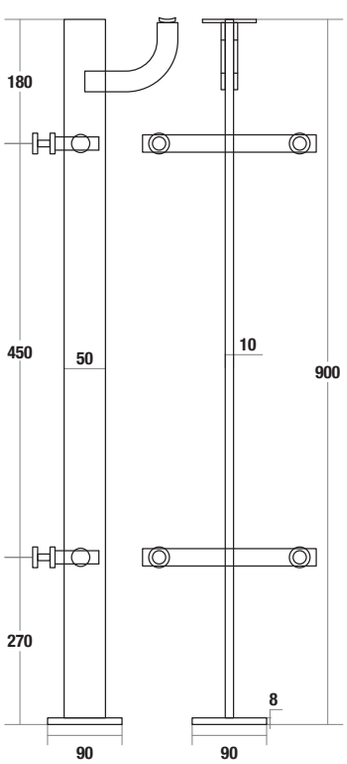

MABL 260

Top/Side Mounting Balustrade System

The MABL 260 introduces a slim and contemporary railing system that is installed on the upper part, providing a sleek and minimalist look. With its exceptional grip, it firmly supports the glass panels from all sides, ensuring both safety and visual allure.



APPLICATIONS

Steel Grade	:	304/316
Finish	:	Gloss / Matt
Color	:	Multiple
Use	:	Heavy
Glass Thickness	:	As Per Requirements
Glass Height	:	As Per Height Situation

*Glass Toughen Coumpulsary.


Malls


Airports


Hospitals


High-Rise Building


Villa



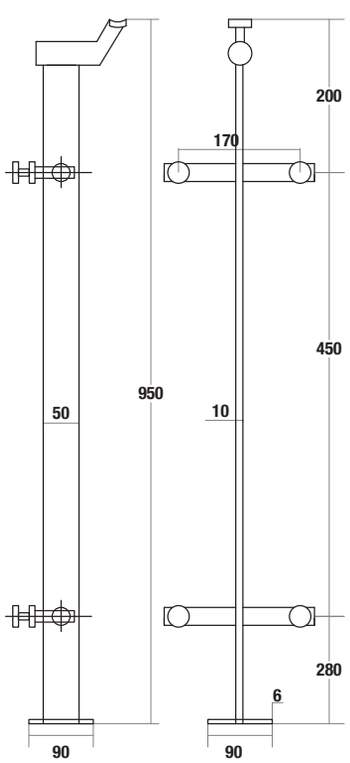

MABL 270

Top/Side Mounting Balustrade System

The MABL 270 presents a robust and expertly crafted Top Mounting Balustrade system, utilizing premium materials of exceptional caliber. With its one-of-a-kind twin arm design, it provides a distinct visual appeal and robustness to firmly support the glass. Elevate the exterior of your area with a striking and masculine aesthetic.



APPLICATIONS

Steel Grade	:	304/316
Finish	:	Gloss / Matt
Color	:	Multiple
Use	:	Heavy
Glass Thickness	:	As Per Requirements
Glass Height	:	As Per Height Situation

*Glass Toughen Coumpulsary.



Malls *Airports* *Hospitals* *High-Rise Building* *Villa*



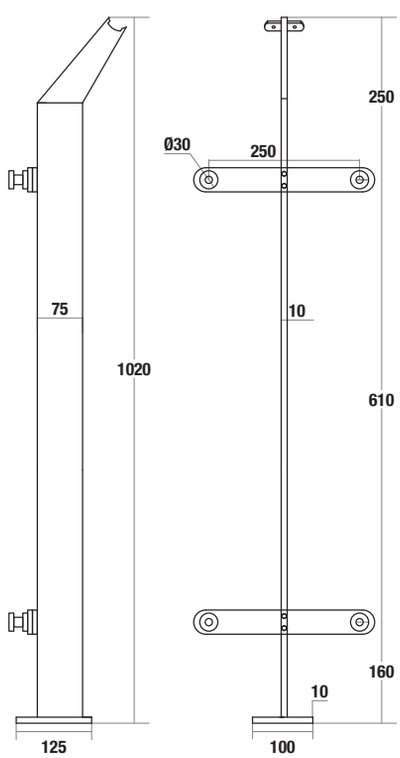

MABL 280

Top Mounting Balustrade System

The MABL 280 stands as the embodiment of power and resilience, serving as a top-mounted balustrade system celebrated for its unmatched durability and strength. Boasting an impressive glass holding capacity of up to 5ft, it exhibits exceptional resistance against corrosion and rust, ensuring enduring quality.



APPLICATIONS

Steel Grade	:	304/316
Finish	:	Gloss / Matt
Color	:	Multiple
Use	:	Heavy
Glass Thickness	:	As Per Requirements
Glass Height	:	As Per Height Situation

*Glass Toughen Coumpulsary.



Malls *Airports* *Hospitals* *High-Rise Building* *Villa*



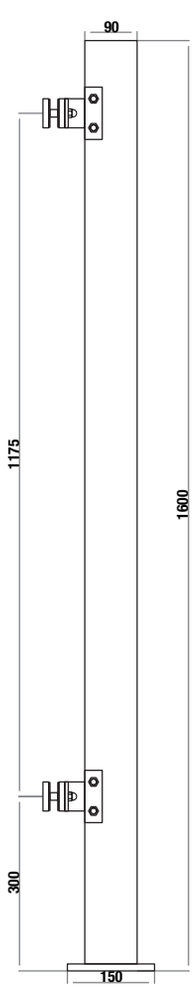

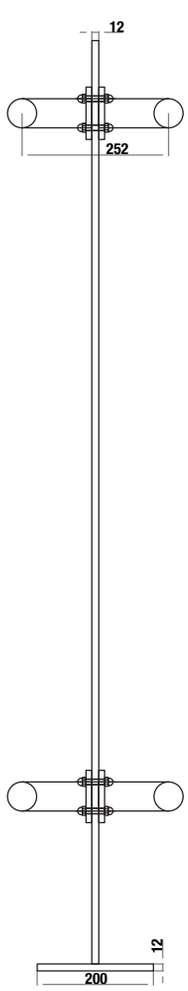

MABL 290

Side Mounting Balustrade System

The MABL 290, the epitome of power and strength, is a top-mounted balustrade system renowned for its unparalleled durability and robustness. With a remarkable glass holding capacity of up to 5ft, it is highly resistant to corrosion and rust, guaranteeing long-lasting quality.



APPLICATIONS

Steel Grade	:	304/316
Finish	:	Gloss / Matt
Color	:	Multiple
Use	:	Heavy
Glass Thickness	:	As Per Requirements
Glass Height	:	As Per Height Situation

*Glass Toughen Coumpulsary.


Malls


Airports


Hospitals


High-Rise Building


Villa



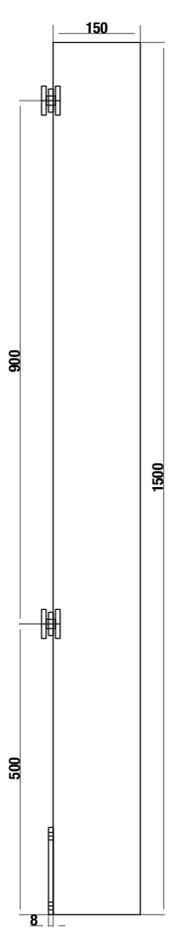

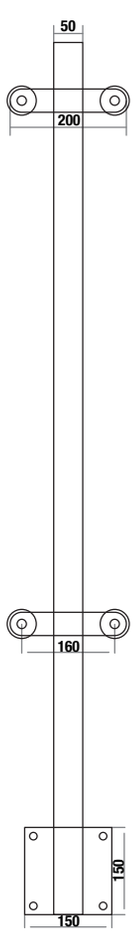









TECHNORAILL®
100% Modular Railing System

TVE

TVE Balustrade Systems

TVE 040 (SQUARE)	248
TVE 050 (SQUARE)	250
TVE 060/3R	252
TVE 070/3R	254
TVE 080/SQUARE	256
TVE 080/ROUND	258
TVE 090/3R	260

TVE 040 (SQUARE)

Top/Side Mounting Balustrade System

TVE 040 balustrade system is designed for both top and side mounting, providing a robust, elegant, and durable addition to your property. What sets this system apart is its ability to offer a wide view of the surroundings, enhancing the overall aesthetic appeal.



APPLICATIONS

Steel Grade	:	304/316
Finish	:	Glossy/Matt
Color	:	Multiple
Use	:	Medium to Heavy
Glass Thickness	:	As Per Requirements
Glass Height	:	As Per Site Situation

*Glass Toughen Coumpulsary.



TVE 040 (SQUARE)



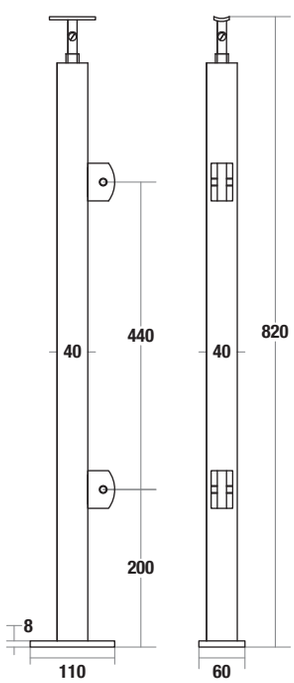

TVE 050 (SQUARE)

Top/Side Mounting Balustrade System

TVE 050 is a versatile balustrade system for top and side mounting. With its stud-like design, it adds style and desirability to your outdoor space. Ideal for long surfaces like swimming pools and garden fences, it offers a polished view of the opposite surface.



APPLICATIONS

Steel Grade	:	304/316
Finish	:	Glossy/Matt
Color	:	Multiple
Use	:	Medium to Heavy
Glass Thickness	:	As Per Requirements
Glass Height	:	As Per Site Situation

*Glass Toughen Coumpulsary.


Malls


Airports


Hospitals


High-Rise Building


Villa

TVE 050 (SQUARE)



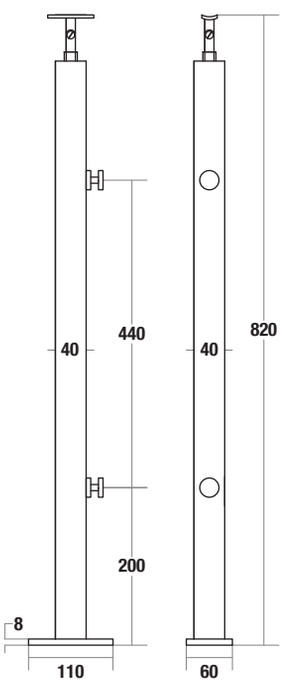

TVE 060/3R

Top/Side Mounting Balustrade System

The TVE 060/3R a square balustrade system is designed for both top and side mounting, providing a steel railing look that showcases its strength. With its distinctive and robust design, it offers a powerful aesthetic to your space.



APPLICATIONS

Steel Grade	:	304/316
Finish	:	Glossy/Matt
Color	:	Multiple
Use	:	Medium to Heavy



Malls



Airports



Hospitals



High-Rise Building



Villa

TVE 060 / 3R



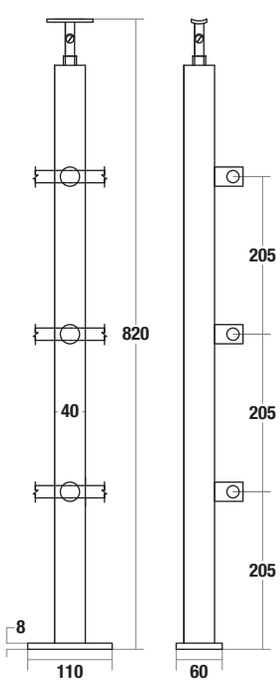

TVE 070/3R

Top/Side Mounting Balustrade System

The TVE 070/3R is a round balustrade system with 3 railing options. It is designed for top mounting and features a steel railing look that emphasizes its strength. With its unique and sturdy design, it enhances the visual impact of your space.



APPLICATIONS

Steel Grade	:	304/316
Finish	:	Glossy/Matt
Color	:	Multiple
Use	:	Medium to Heavy



Malls



Airports



Hospitals



High-Rise Building



Villa

TVE 070/3R



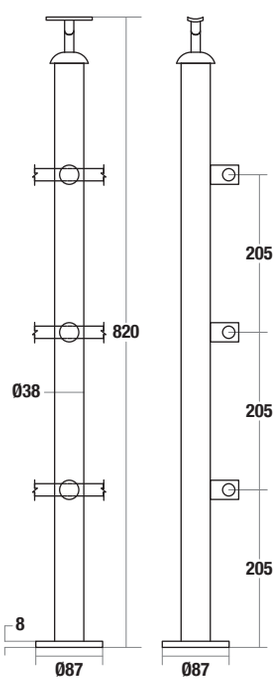

TVE 080/SQUARE

Top/Side Mounting Balustrade System

The TVE 080 is a square top mounting balustrade with a cross-direction stud holder, creating a unique and eye-catching look. Its captivating and innovative design enhances the stylish allure of any contemporary property, making it ideal for stairways, pathways, and balconies.



Steel Grade	:	304/316
Finish	:	Glossy/Matt
Color	:	Multiple
Use	:	Medium to Heavy
Glass Thickness	:	As Per Requirements
Glass Height	:	As Per Site Situation

*Glass Toughen Coumpulsary.



TVE 080/SQUARE



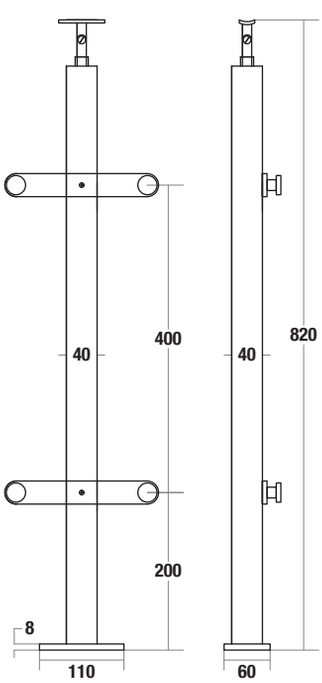

TVE 080/ROUND

Top/Side Mounting Balustrade System

The TVE 080 is a round top mounting balustrade with a cross-direction stud holder, creating a unique and eye-catching look. Its captivating and innovative design enhances the stylish allure of any contemporary property, making it ideal for stairways, pathways, and balconies.



APPLICATIONS

Steel Grade	:	304/316
Finish	:	Glossy/Matt
Color	:	Multiple
Use	:	Medium to Heavy
Glass Thickness	:	As Per Requirements
Glass Height	:	As Per Site Situation

*Glass Toughen Coumpulsary.


Malls


Airports


Hospitals


High-Rise Building


Villa

TVE 080/ROUND



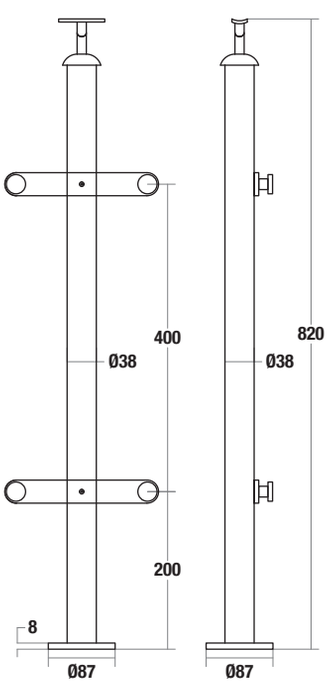

TVE 090/3R

Top/Side Mounting Balustrade System

The TVE 090/3R is a square top mounting balustrade with a minimal and eye-catching design. It enhances the stylish allure of contemporary properties and is ideal for stairways, pathways, and balconies.



APPLICATIONS

Steel Grade	:	304/316
Finish	:	Glossy/Matt
Color	:	Multiple
Use	:	Medium to Heavy



Malls



Airports



Hospitals



High-Rise Building



Villa

TVE 090/3R



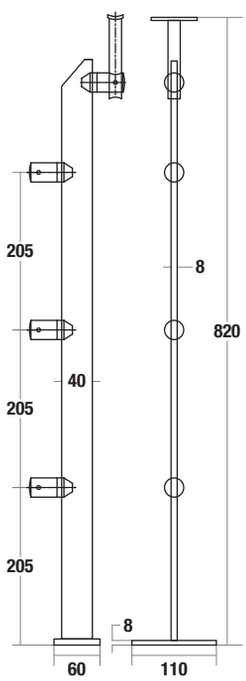









TECHNORAILL®
100% Modular Railing System

HAND PROFILE, GLASS BRACKET & OTHER ACCESSORIES

On Glass Profile With Accessories	264
Hand Profile With Accessories	272
Glass Bracket	275
Wall Bracket & Other Accessories	276
Wedges	277
Packing	278

ON GLASS PROFILE WITH ACCESSORIES



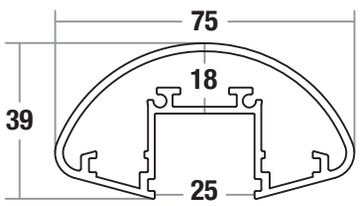

TRA PR - 6423
Material : Aluminium
Note : Use up to 17.52mm Glass



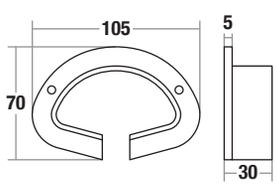

TRA PR - 6423 Wall Bracket
Material : Aluminium



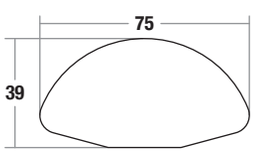

TRA PR - 6423 END CAP
Material : Aluminium



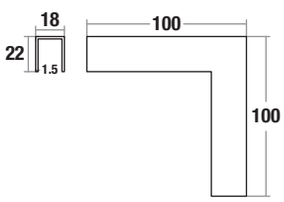

TRA PR - 6423 CORNER
Material : Aluminium





TRA PR - 6423 JOINTER
Material : Aluminium



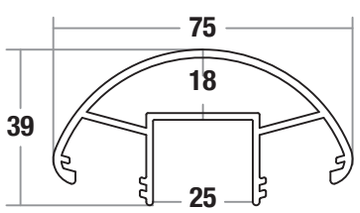

TRA PR 6423 L
Material : Aluminium
Note : Use up to 17.52mm Glass



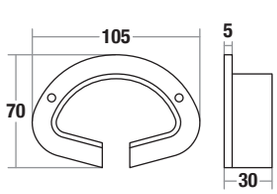

TRA PR - 6423 LED Wall Bracket
Material : Aluminium



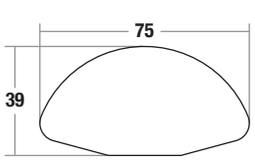

TRA PR - 6423 LED END CAP
Material : Aluminium



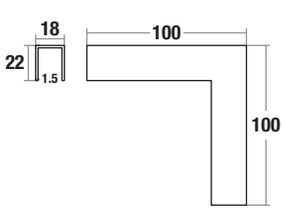

TRA PR - 6423 LED CORNER
Material : Aluminium





TRA PR - 6423 LED JOINTER
Material : Aluminium

ON GLASS PROFILE WITH ACCESSORIES



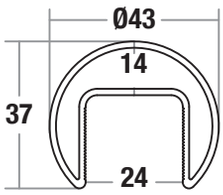

TRA PR - 6539
Material : Aluminium
Note : Use up to 17.52mm Glass









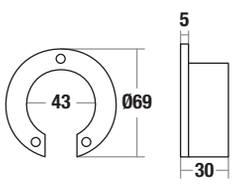

TRA PR - 6539 Wall Bracket
Material : Aluminium

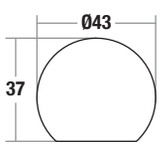

TRA PR - 6539 END CAP
Material : Aluminium

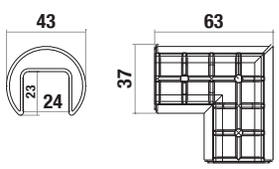

TRA PR - 6539 CORNER
Material : Plastic

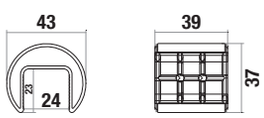

TRA PR - 6539 JOINTER
Material : Plastic



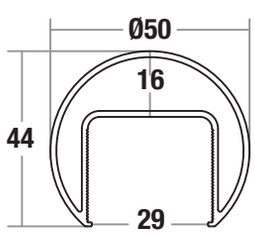

TRA PR - 6539/25G
Material : Aluminium
Note : Use up to 25.52mm Glass









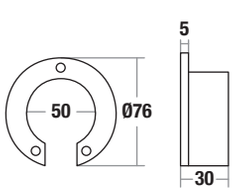

TRA PR - 6539/25G Wall Bracket
Material : Aluminium

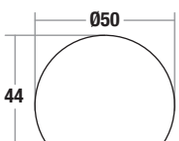

TRA PR - 6539/25G END CAP
Material : Aluminium

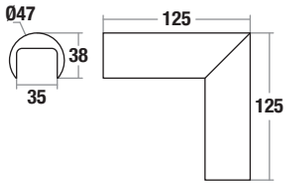

TRA PR - 6539/25G CORNER
Material : Plastic

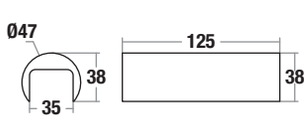

TRA PR - 6539/25G JOINTER
Material : Plastic

ON GLASS PROFILE WITH ACCESSORIES



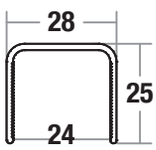

TRA PR - 6540
Material : Aluminium
Note : Use up to 17.52mm Glass



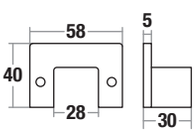

TRA PR - 6540 Wall Bracket
Material : Aluminium



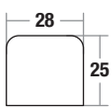

TRA PR - 6540 END CAP
Material : Aluminium



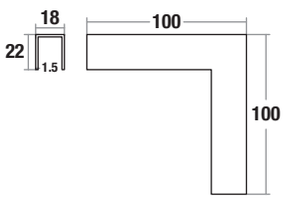

TRA PR - 6540 CORNER
Material : Aluminium





TRA PR - 6540 JOINTER
Material : Aluminium



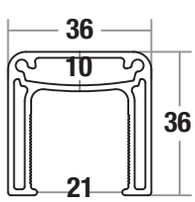

TRA PR - 3636
Material : Aluminium
Note : Use up to 17.52mm Glass



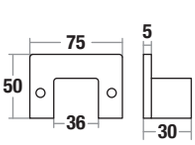

TRA PR - 3636 Wall Bracket
Material : Aluminium



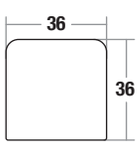

TRA PR - 3636 END CAP
Material : Aluminium



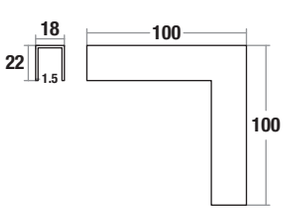

TRA PR - 3636 CORNER
Material : Aluminium





TRA PR - 3636 JOINTER
Material : Aluminium

ON GLASS PROFILE WITH ACCESSORIES



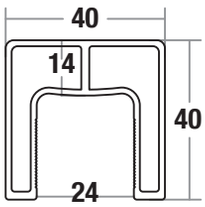

TRA PR - 4040
Material : Aluminium
Note : Use up to 17.52mm Glass









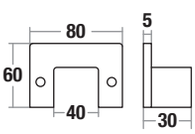

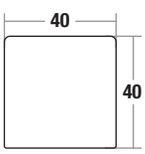

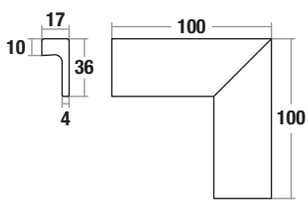

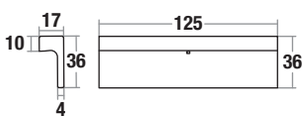

TRA PR - 4040 Wall Bracket
Material : Aluminium

TRA PR - 4040 END CAP
Material : Aluminium

TRA PR - 4040 CORNER
Material : Plastic

TRA PR - 4040 JOINTER
Material : Plastic

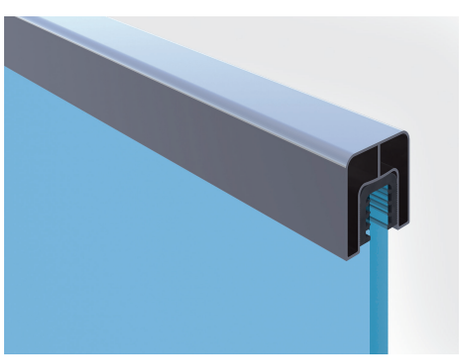

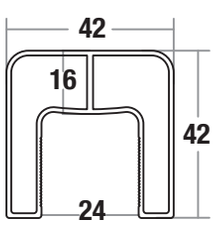

TRA PR - 4242
Material : Aluminium
Note : Use up to 17.52mm Glass









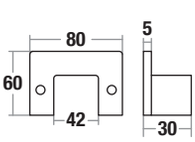

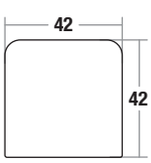

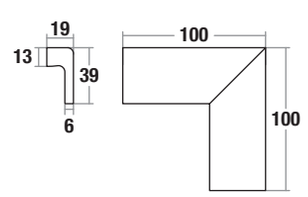

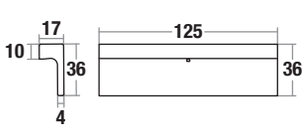

TRA PR - 4242 Wall Bracket
Material : Aluminium

TRA PR - 4242 END CAP
Material : Aluminium

TRA PR - 4242 CORNER
Material : Plastic

TRA PR - 4242 JOINTER
Material : Plastic

ON GLASS PROFILE WITH ACCESSORIES



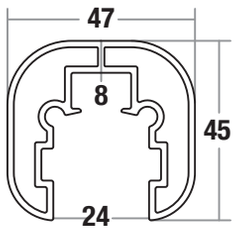

TRA PR - 6541
Material : Aluminium
Note : Use up to 17.52mm Glass



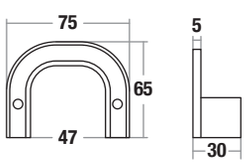

TRA PR - 6541 Wall Bracket
Material : Aluminium



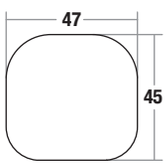

TRA PR - 6541 END CAP
Material : Aluminium



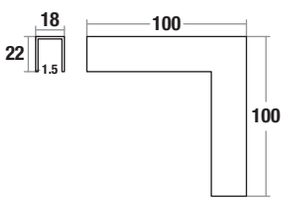

TRA PR - 6541 CORNER
Material : Aluminium





TRA PR - 6541 JOINTER
Material : Aluminium



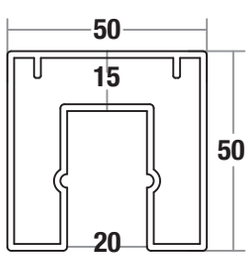

TRA PR - 6540 A
Material : Aluminium
Note : Use up to 17.52mm Glass



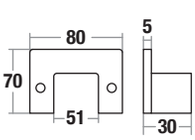

TRA PR - 6540 A Wall Bracket
Material : Aluminium



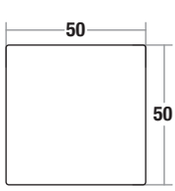

TRA PR - 6540 A END CAP
Material : Aluminium



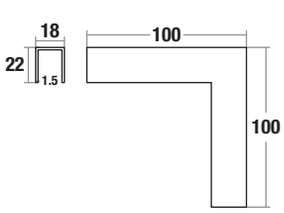

TRA PR - 6540 A CORNER
Material : Aluminium





TRA PR - 6540 A JOINTER
Material : Aluminium

ON GLASS PROFILE WITH ACCESSORIES



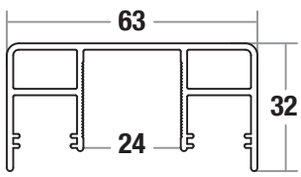

TRA PR - 6540 LED
Material : Aluminium
Note : Use up to 17.52mm Glass



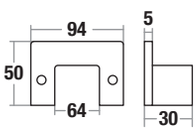

TRA PR - 6540 LED Wall Bracket
Material : Aluminium



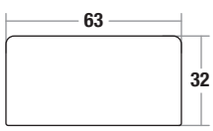

TRA PR - 6540 LED END CAP
Material : Aluminium



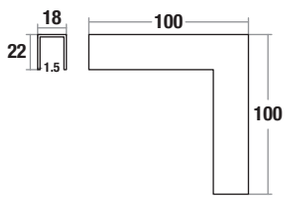

TRA PR - 6540 LED CORNER
Material : Aluminium





TRA PR - 6540 LED JOINTER
Material : Aluminium



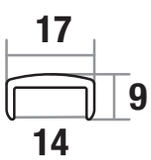

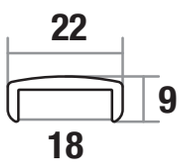

TRA PR - 6728
Material : Aluminium
Note : Use up to 16.52mm Glass

ON GLASS PROFILE WITH ACCESSORIES



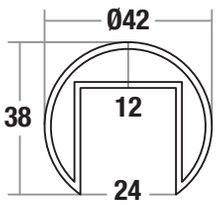

TRA PR - 6539 S
Material : Steel
Note : Use up to 17.52mm Glass

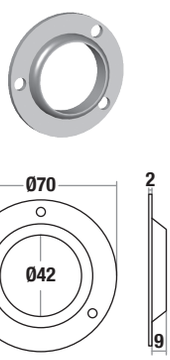

TRA PR - 6539 S Wall Bracket
Material : Steel

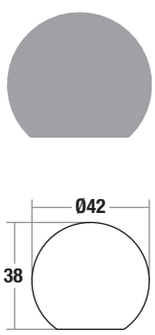

TRA PR - 6539 S END CAP
Material : Steel

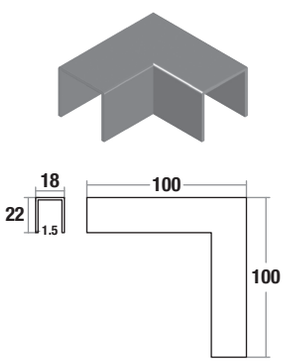

TRA PR - 6539 S CORNER
Material : Steel

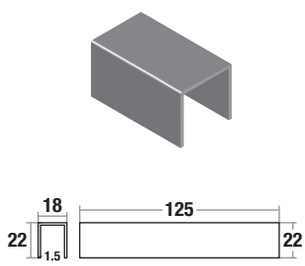

TRA PR - 6539 S JOINTER
Material : Steel



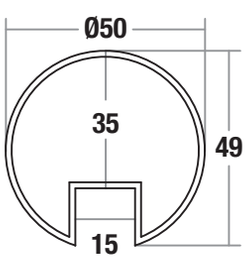

TRA PR - 6539 SB
Material : Steel
Use up to 13.52mm Glass

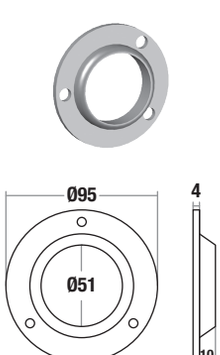

TRA PR - 6539 SB Wall Bracket
Material : Steel

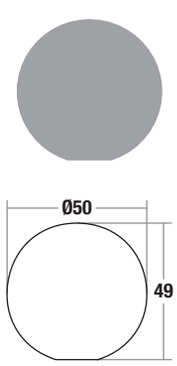

TRA PR - 6539 SB END CAP
Material : Steel

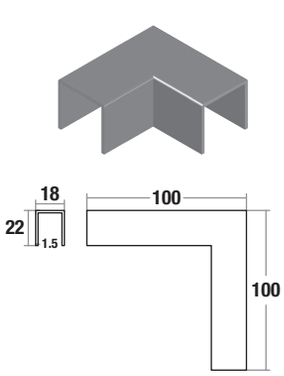

TRA PR - 6539 SB CORNER
Material : Steel

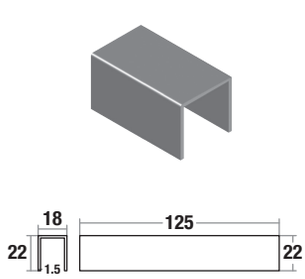

TRA PR - 6539 SB JOINTER
Material : Steel

ON GLASS PROFILE WITH ACCESSORIES



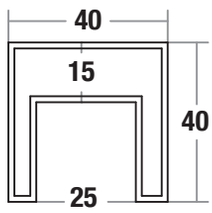

TRA PR - 6540 S
Material : Steel
Note : Use up to 17.52mm Glass

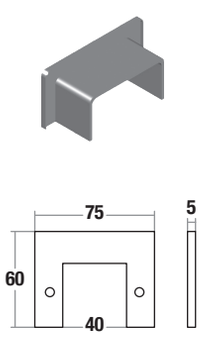

TRA PR - 6540 S Wall Bracket
Material : Steel

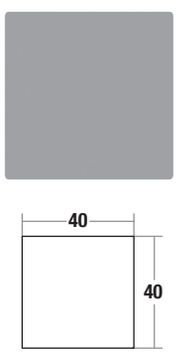

TRA PR - 6540 S END CAP
Material : Steel

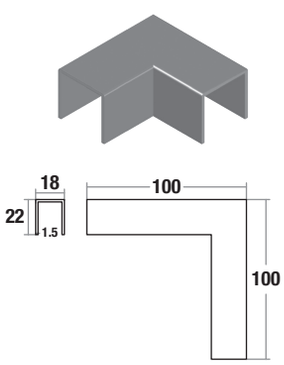

TRA PR - 6540 S CORNER
Material : Steel

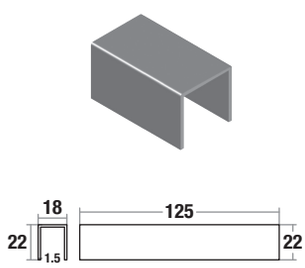

TRA PR - 6540 S JOINTER
Material : Steel

HAND PROFILE WITH ACCESSORIES



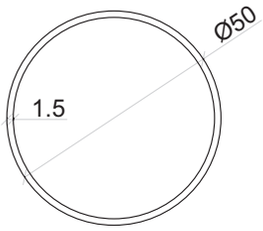

TRA PR - 080
Material : Steel
Note : 50dia x 1.5mm Thick Hollow | 20 Feet Long

TRA 054N
Finish : Matt/Gloss | Grade : 304 - 316



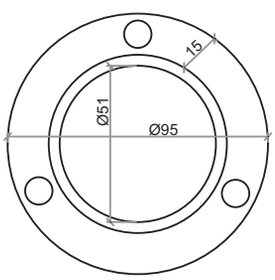

TRA 058 F
Finish : Matt/Gloss Grade : 304 - 316



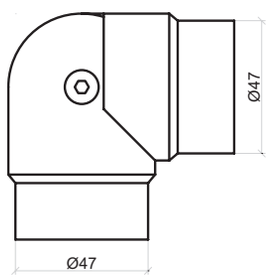

TRA 054
Finish : Matt/Gloss | Grade : 304 - 316



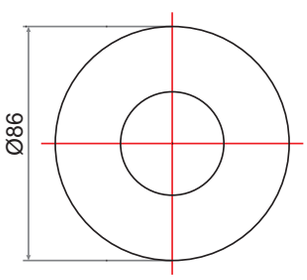

TRA 039
Finish : Matt/Gloss | Grade : Grade : 304 - 316



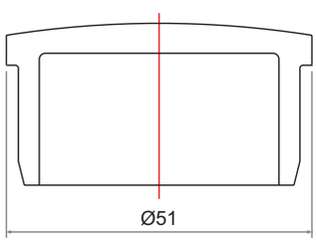

TRA 058
Finish : Matt/Gloss | Grade : 304 - 316



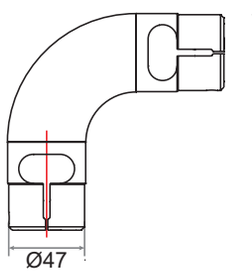

TRA PR - 003
Finish : Matt/Gloss | Grade : 304 - 316



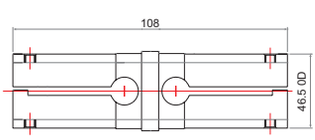

HAND PROFILE WITH ACCESSORIES



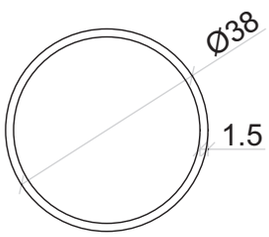

TRA PR - 081
Material : Steel
Note : 38dia x 1.5mm Thick Hollow | 20 Feet Long

TRA 054N
Finish : Matt/Gloss | Grade : 304 - 316



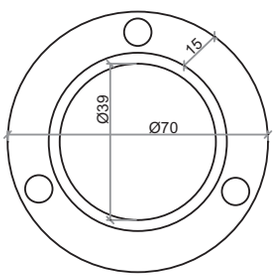

TRA 058 F
Finish : Matt/Gloss Grade : 304 - 316



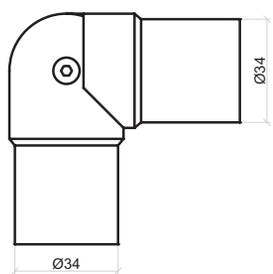

TRA 054
Finish : Matt/Gloss | Grade : 304 - 316



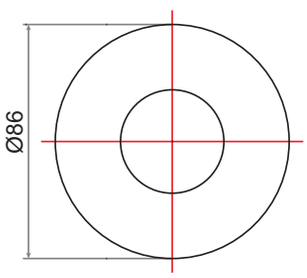

TRA 039
Finish : Matt/Gloss | Grade : Grade : 304 - 316



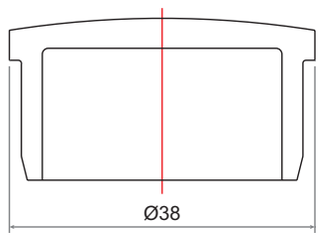

TRA 058
Finish : Matt/Gloss | Grade : 304 - 316



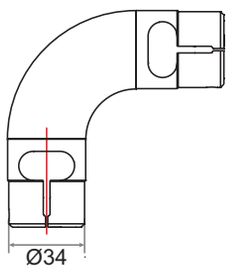

TRA PR - 003
Finish : Matt/Gloss | Grade : 304 - 316



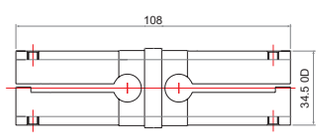

HAND PROFILE WITH ACCESSORIES



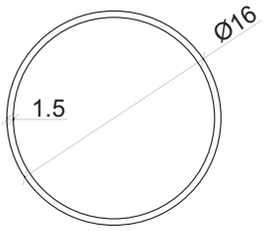

TRA PR - 082
Material : Steel
Note : 16diax1.5mm Thick Hollow | 20 Feet Long

TRA 002
Finish : Matt/Gloss | Grade : 304 - 316



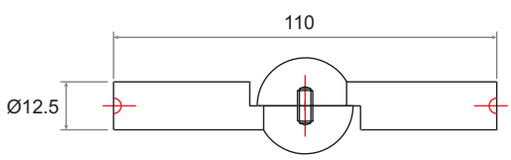

TRA 055
Finish : Matt/Gloss | Grade : 304 - 316



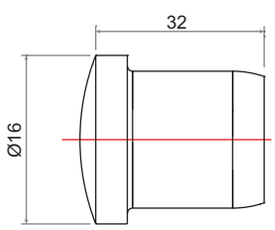

TRA 053
Finish : Matt/Gloss | Grade : 304 / 316



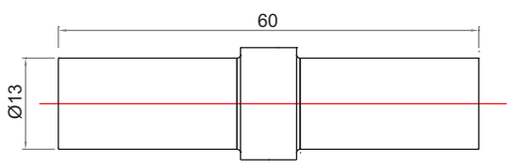

GLASS BRACKET

TRA - 062
Finish : Matt/Gloss | Grade : 304-316



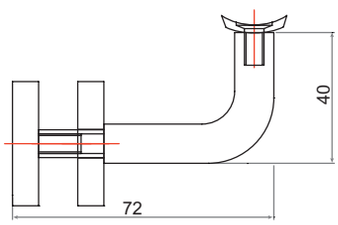

TRA - 076
Finish : Matt/Gloss | Grade : 304-316



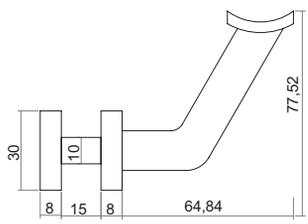

TRA - 066
Finish : Matt/Gloss | Grade : 304-316



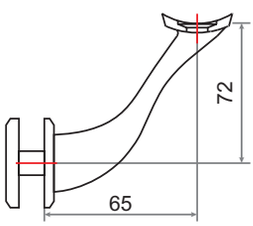

TRA - 073
Finish : Matt/Gloss | Grade : 304-316



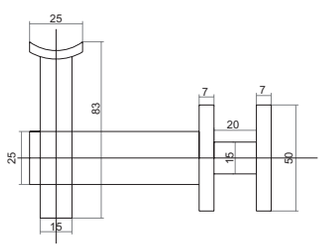

TRA - 075
Finish : Matt/Gloss | Grade : 304-316



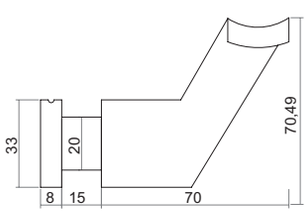

WALL BRACKET & OTHER ACCESSORIES

TRA - 004
Finish : Matt/Gloss | Grade : 304 - 316



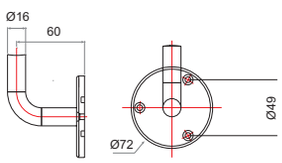

TRA - 059
Finish: Matt/Gloss | Grade: 304-316 | Note: Use Ø38mmTube



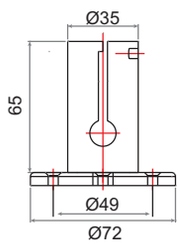

TRA - 074
Finish : Matt/Gloss | Grade : 304-316



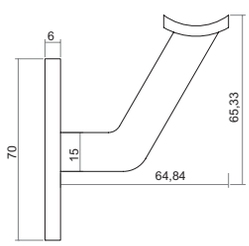

TRA - 006
For MABL 040 | Finish : Matt/Gloss | Grade : 304 - 316 | Note : Glass Hole 12mm



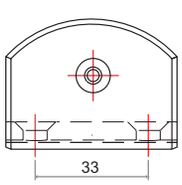

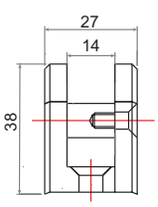

TRA - 037
Finish : Matt/Gloss | Grade : 304 - 316 | Note : Use Ø38mm Tube



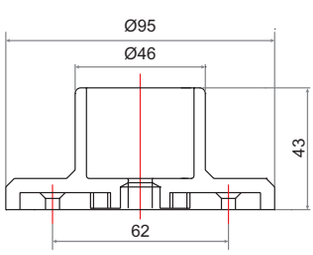

WEDGES



Adjustable Wedge

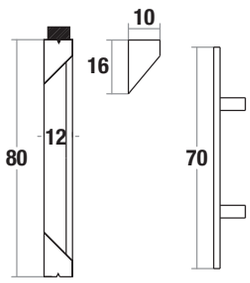

803AW



Plastic Wedge

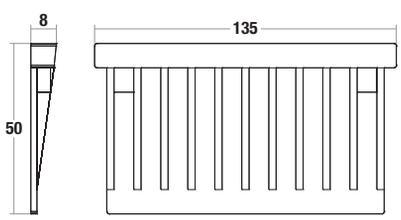

5008W

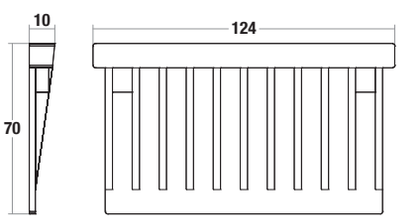

7010W L

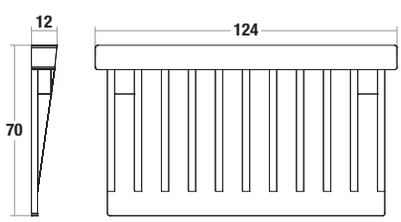

7012W

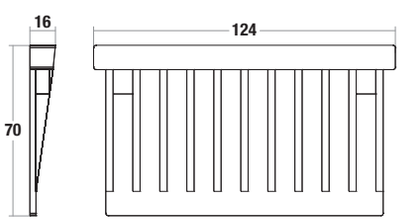

7016W

PACKING



PACKING

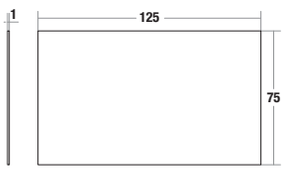

7501P

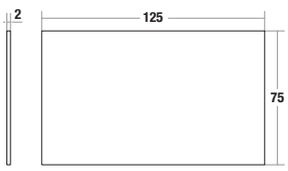

7502P

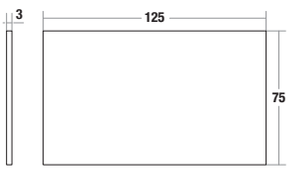

7503P



1/2mm L PACKING

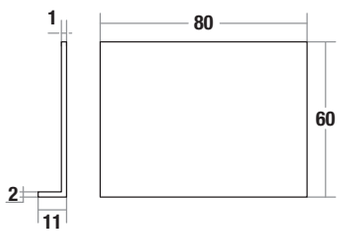

6001 L

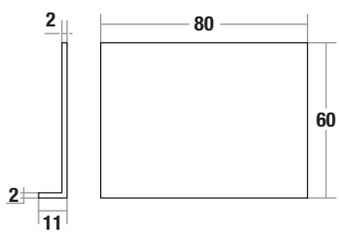

6002 L



6/10/12mm L PACKING



7501P



7502P



7503P



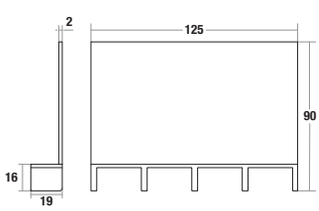

9002TL



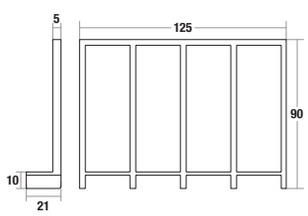

9005SL











TECHNORAILL®
100% Modular Railing System

Projects

Projects 282



Projects

Project Name

Zak Exhibition Curve Railing – Mumbai

Scan QR
to See Video





Projects

Project Name

Hindva Pallazo - Surat

Scan QR
to See Video







Projects

Project Name

Hindva The World - Surat

Scan QR
to See Video







Projects

Project Name

Sangini House – Surat

Scan QR
to See Video











Projects

Project Name

Rajhans Grandezza – Surat

Scan QR
to See Video







Projects

Project Name

Montessa – Surat

Scan QR
to See Video





Projects

Project Name

Royalton – Surat

Scan QR
to See Video









Projects

Project Name

Residence Snehal Shah - Surat





Projects

Project Name

SNS Splendid - Surat

Scan QR
to See Video







Projects

Project Name

Executive Heights – Surat





Projects

Project Name

Raghuvir – Surat











Projects

Project Name

Sky Textiles India Pvt. Ltd. - Botad

Scan QR
to See Video





Projects

Project Name

Lakeview Bungalows – Rajkot











Projects

Project Name

Atlantis – Rajkot









Projects

Project Name

Premium Mall – Kolkata









Projects

Project Name

Avani Riverside Mall – Kolkata







Projects

Project Name

Hilite Mall - Kerala







Projects

Project Name

Residence – Coimbatore







Projects

Project Name

DSR The First - Telangana

Scan QR
to See Video





Projects

Project Name

Fortune One - Telangana

Scan QR
to See Video





Projects

Project Name

GVK Sky City - Telangana

Scan QR
to See Video









Projects

Project Name

Amara Amethyst – Chennai

Scan QR
to See Video







Projects

Project Name

Amara Aradhya – Chennai



Projects

Project Name

Unity Amaryllis - Delhi



Projects

Project Name

Office Building – Nonthaburi, Thailand









Projects

Project Name

Silom Edge - Bangkok

Scan QR
to See Video







Projects

Project Name

Bangkok

Scan QR
to See Video





Projects

Scan QR
to See Video

Project Name
DSR Fortune Prime





Location
Telengana

Project Name
DSR The First





Location
Telengana

Project Name
Esmeralda Fortune





Location
Telengana

Project Name
Myscape Courtyard





Location
Telengana

Projects

Project Name
Myscape MEA



Location
Telengana

Project Name
Navamani Krinss



Location
Telengana

Project Name
Sumanjali



Location
Telengana

Project Name
Taj Resort & Spa Rishikesh



Location
Uttarakhand

Projects

Scan QR
to See Video

Project Name
Hindva



Location
Surat

Project Name
SNS Splendid



Location
Surat

Project Name
Globale Textile Market



Location
Surat

Project Name
Sangini House



Location
Surat

Projects

Project Name
Lakeview Bunglows

Location
Rajkot



Project Name
Atlantis

Location
Rajkot



Project Name
Surat Airport

Location
Surat



Project Name
Ar. Snehal Shah

Location
Surat



Projects

Scan QR
to See Video

Project Name
Farm House

Location
Surat



Project Name
Avani Riverside Mall

Location
Kolkata



Project Name
Premium Mall

Location
Kolkata



Project Name
HiLite Mall

Location
Kerela



Projects

Project Name
De Lapis



Location
Bangkok

Project Name
Apartments



Location
Cameroon

Project Name
Residence



Location
Coimbatore

Project Name
Resort



Location
Bangkok

Projects

Scan QR
to See Video

Project Name
The Monolith



Location
Surat

Project Name
Akar Height



Location
Surat

Project Name
Avadh Heliconia



Location
Vapi

Project Name
Avadh Heliconia Green



Location
Vapi

Projects

Project Name
W BY DSR



Location
Telengana

Project Name
Sonthaliya



Location
Telengana

Project Name
Vertex Kingston Park



Location
Hyderabad

Project Name
Yashoda Hospital



Location
Hyderabad

Projects

Scan QR
to See Video

Project Name
Amara Vana



Location
Chennai

Project Name
Voora Ocean



Location
Chennai

Project Name
Signature Global



Location
Delhi

Project Name
Mall Lifestyle



Location
Kadapa

Projects
Notes

Notes

Notes